

District: Academia Antonia Alonso
Address: 4403 Lancaster Pike, Wilmington DE 19805
Principal: Mark Phelps
AYP: Not Applicable

Telephone: (302) 351-8200
Web: www.academiacharter.com/

School Demographics

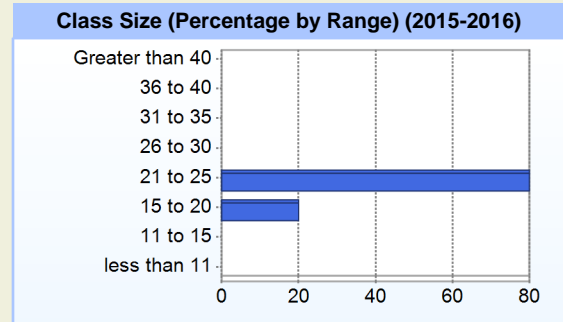
Fall Enrollment		
	2015	2016
Kindergarten	142	124
Grade 1	79	150
Grade 2		46
Total	221	320

Enrollment by Race/Ethnicity		
	2015	2016
African American	43.9%	41.3%
American Indian	0.5%	0.3%
Asian	0.9%	
Hispanic/Latino	51.6%	52.5%
White	3.2%	5.9%

Other Student Characteristics		
	2015	2016
English Language Learner	14.0%	24.7%
Low Income	70.1%	73.1%
Special Education	0.9%	2.2%
Enrolled for Full Year	95.0%	N/A

Recently Arrived ELL Students	
	2016
Number of Students Not Tested on ELA Assessment	0

School Promotion by Grade	
	2015
Kindergarten	93.7%
Grade 1	88.6%



Exemplary Programs

At Academia Antonia Alonso, we are driven by our mission to inspire children to become joyful, confident, creative, bilingual learners, by providing our students with a strong biliterate academic and cultural foundation.

Academia Antonia Alonso's core philosophy is to create a school where students investigate who they are and what role they play in a diverse society. Our students are encouraged to become strong community leaders, as well as advocates on local, national, and global stages. Our academic program provides students with a sense of community and global awareness, as well as 21st century skills. The academic program is a replication of the nationally recognized Expeditionary Learning model combined with the Two-Way Dual Language Immersion model. Expeditionary Learning's integrated instructional emphasis of learning by doing supports students' instructional and language acquisition needs.

Student - School Safety and Discipline


Number of Reported Offenses (2015-2016)

	<u>School</u>	<u>District</u>	<u>State</u>
School Crimes (Title 14, Delaware Code, §4112)	0	0	1612
Department of Education (DOE) Offenses	78	78	26031
All School Safety Policy in Place	N/A		

Suspensions and Expulsions

	<u>2016</u>
Number of Suspensions	126
Number of Expulsions	0
Count of Students Suspended/Expelled	49
September 30 Enrollment	320
Percent of Students Suspended/Expelled	15%
District Percentage	15%
State Percentage	13%

Percent Days Present (2015-2016)



Our Staff

Number of Instructional Staff

	<u>2016</u>
Teachers	19
Instructional Support	2
Total	21

Staff by Race/Ethnicity

	<u>2016</u>
American Indian	0.0%
African American	14.3%
Asian American	0.0%
Hispanic	52.4%
White	33.3%

Staffing Ratios

	<u>2016</u>
Students Per Teacher	17
Students Per Administrator	320
Students Per Instructional Staff	15
Students Per Pupil Support Staff	0
School Staff Per Administrator	23

Staff Qualifications

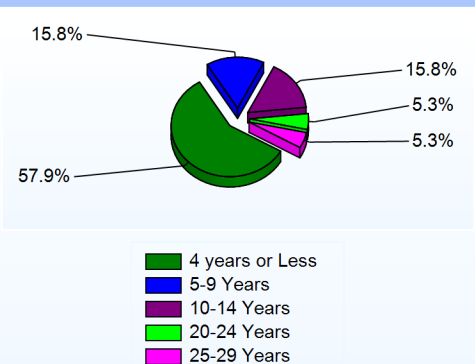
Percentage of Classes Taught by Highly Qualified Teachers (2015-2016)

	<u>Total Classes</u>	<u>% Highly Qualified</u>	<u>% Not Highly Qualified</u>
Elementary General	15	46.7%	53.3%

Education Level

	<u>2016</u>
Percent with Masters Degree and Above	42.9%

Years of Teaching Experience (2015-2016)



(-1-)

ELA

Math

ELA Goal

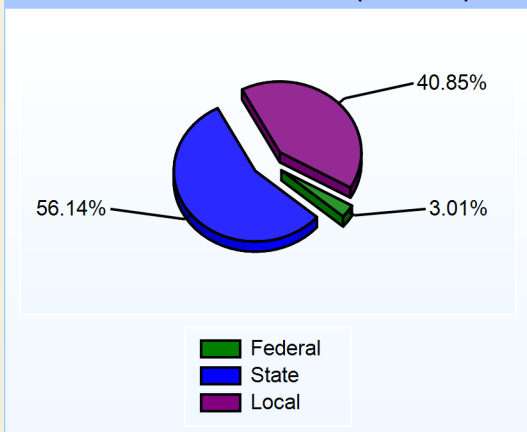
Math Goal



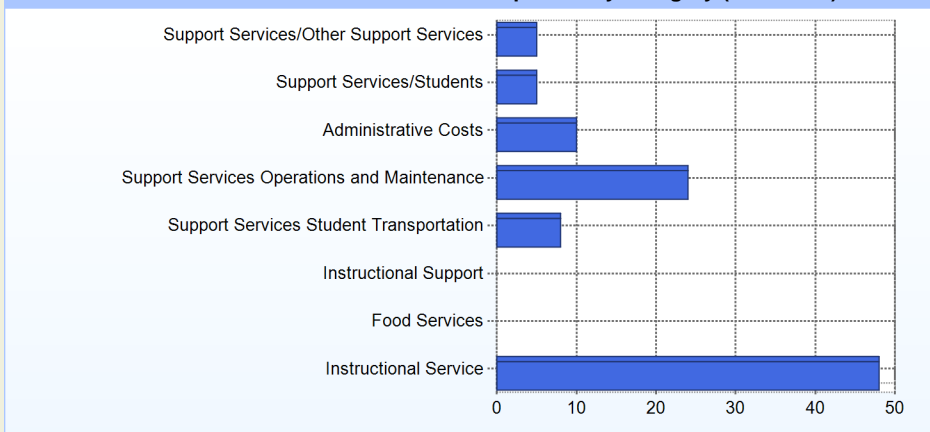
School Finances

District Expenditure per Pupil (2014-2015): \$10,655

District Sources of Revenue (2014-2015)



Percent District Allocation of Current Expenses by Category (2014-2015)




School Salary Allocation

Instructional Service	
2016	
Teachers	78.2%
Instructional Support	4.1%
Total	82.3%

Instructional Support	
2016	
Administration	9.4%
Secretaries	8.4%
Total	17.8%

Instructional vs. Support (2015-2016)



For further information and detailed reports, visit

<http://profiles.doe.k12.de.us>

or contact your local school district office.

Glossary: <http://profiles.doe.k12.de.us/glossary.aspx>



Delaware Department of Education

John G. Townsend Building
 401 Federal Street, Suite #2
 Dover, Delaware, 19901 - 3639
 Phone: (302) 735-4000