

District: Odyssey Charter School
Address: 4319 Lancaster Pike, Wilmington DE 19805
Principal: Denise Parks
AYP: Met

Telephone: (302) 516-8000
Web: www.odysseycharterschooldel.org

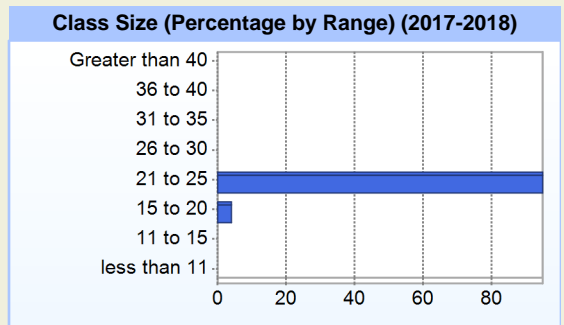
School Demographics

Fall Enrollment		
	2017	2018
Kindergarten	161	188
Grade 1	159	191
Grade 2	162	183
Grade 3	162	184
Grade 4	161	184
Grade 5	162	176
Grade 6	159	160
Grade 7	119	142
Grade 8	118	115
Grade 9	77	68
Grade 10		71
Total	1440	1662

Enrollment by Race/Ethnicity		
	2017	2018
African American	22.4%	22.1%
American Indian	0.5%	0.4%
Asian	10.6%	13.1%
Hawaiian	0.7%	0.5%
Hispanic/Latino	6.0%	5.7%
White	57.7%	55.3%
Multi-Racial	2.1%	2.9%

Other Student Characteristics	
	2018
English Language Learner	3.5%
Low Income	15.4%
Special Education	5.5%
Enrolled for Full Year	100.0%

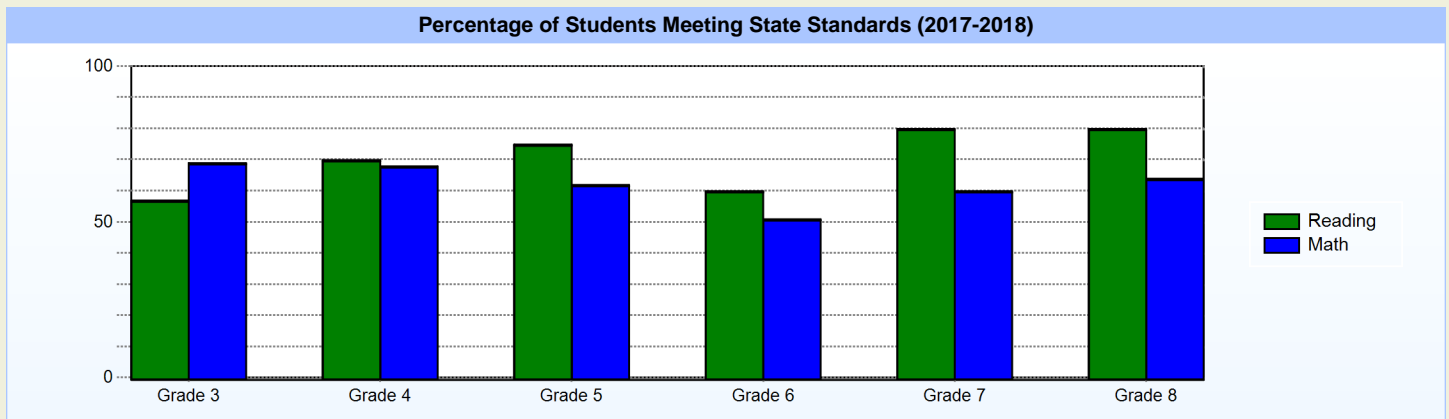
School Promotion by Grade	
	2017
Kindergarten	99.4%
Grade 1	100.0%
Grade 2	100.0%
Grade 3	100.0%
Grade 4	100.0%
Grade 5	100.0%
Grade 6	100.0%
Grade 7	100.0%
Grade 8	100.0%
Grade 9	98.7%



Recently Arrived ELL Students	
	2018
Number of Students Not Tested on ELA Assessment	2

Student Achievement

Advanced Placement (AP) (2017-2018)	
	2018
Advanced Placement Courses	1
No. of Students Enrolled	8



Exemplary Programs

Odyssey Charter School is a challenging and caring learning environment, drawing students from diverse ethnic and cultural backgrounds. While standards and expectations for student achievement and behavior are high, we address the development of the whole child and their many different learning styles. We strive to create a positive learning community whereby all students and families are encouraged to be active participants. A unique aspect of Odyssey is that all students receive instruction in a foreign language, Greek, which is taught by credentialed instructors from Greece. In addition to language instruction, students in Grades 1-4 receive an additional block of mathematics instruction, also taught in Greek. This foreign language instruction serves to strengthen and bolster the core academic subjects of language arts, mathematics, science, and social studies, all of which are taught in English.

Student - School Safety and Discipline


Number of Reported Offenses (2017-2018)

	<u>School</u>	<u>District</u>	<u>State</u>
School Crimes (Title 14, Delaware Code, §4112)	2	2	638
Department of Education (DOE) Offenses	36	36	12012
All School Safety Policy in Place	Yes		

Suspensions and Expulsions

	<u>2018</u>
Number of Suspensions	198
Number of Expulsions	0
Count of Students Suspended/Expelled	103
September 30 Enrollment	1662
Percent of Students Suspended/Expelled	6%
District Percentage	6%
State Percentage	12%

Percent Days Present (2017-2018)



Our Staff

Number of Instructional Staff

	<u>2018</u>
Teachers	130
Instructional Support	4
Pupil Support	5
Total	139

Staff by Race/Ethnicity

	<u>2018</u>
American Indian	0.0%
African American	1.4%
Asian American	0.7%
Hispanic	0.7%
White	97.1%

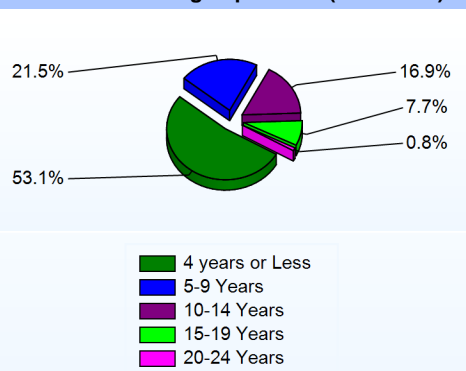
Staffing Ratios

	<u>2018</u>
Students Per Teacher	13
Students Per Administrator	185
Students Per Instructional Staff	12
Students Per Pupil Support Staff	332
School Staff Per Administrator	21

Education Level

	<u>2018</u>
Percent with Masters Degree and Above	49.6%
Percent Holding National Board for Professional Teaching Standards	0.7%

Years of Teaching Experience (2017-2018)

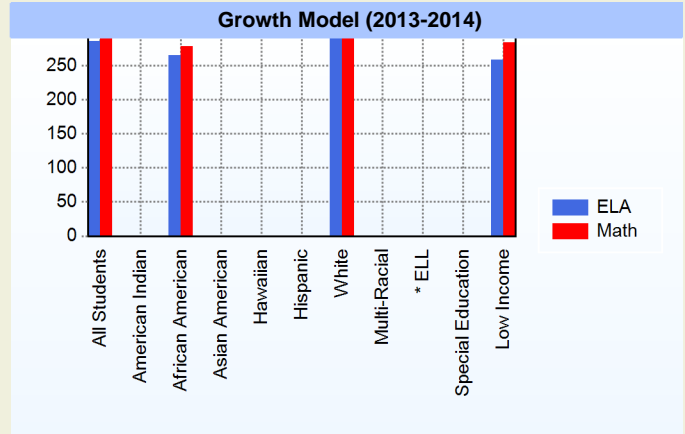
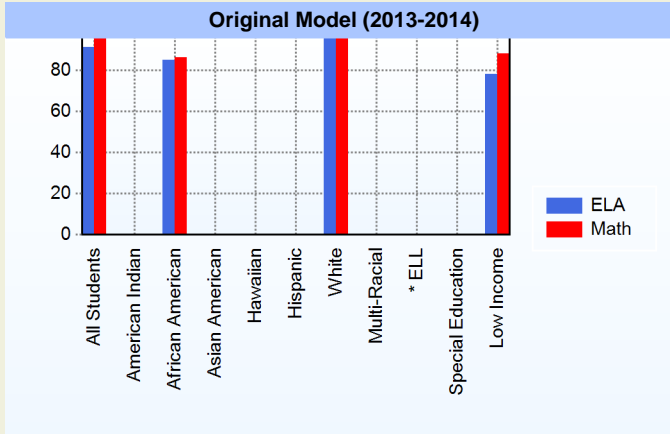


Curriculum Highlights

An essential component of the Odyssey experience is our foreign language instruction and cultural education. In learning Greek, Odyssey students are able to make connections between English vocabulary and their counterpart Greek words because many of the mathematical and scientific terms used are Greek in origin. In addition to the obvious cognitive and linguistic benefits, Greek culture also serves as a model for instruction. The concepts of democracy and citizenship, as well as the teaching of classical Greek literature, music, and art, provide students with a unique, well-rounded education, a global perspective, and the basis for understanding our modern world.

AYP

Only groups with greater than 40 students are reported



* English Language Learner

* English Language Learner

% Test Participation (2013-2014)

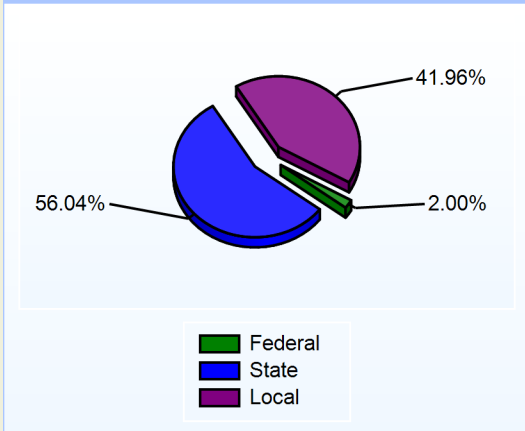
	<u>ELA</u>	<u>Math</u>	<u>ELA Goal</u>	<u>Math Goal</u>
All Students	100	100	95	95
American Indian	*	*	95	95
African American	100	100	95	95
Asian American	*	*	95	95
Hawaiian	*	*	95	95
Hispanic	*	*	95	95
White	100	100	95	95
Multi-Racial	*	*	95	95
English Language Learner	*	*	95	95
Special Education	*	*	95	95
Low Income	100	100	95	95



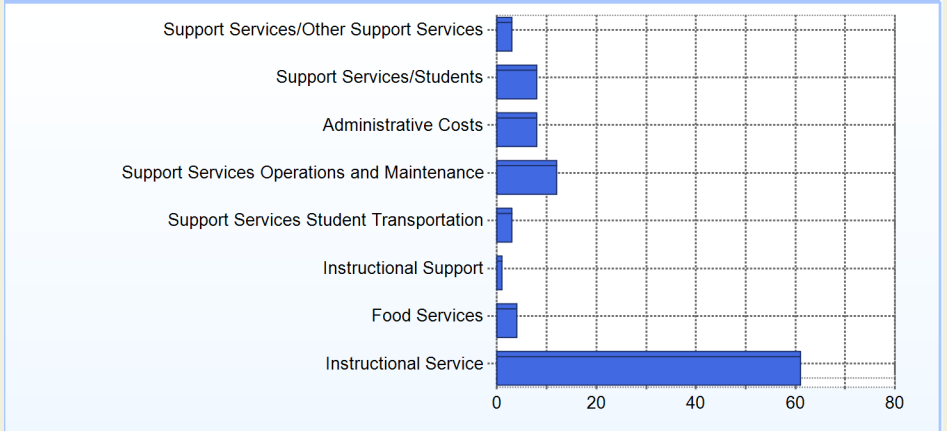
School Finances

District Expenditure per Pupil (2016-2017): \$12,117

District Sources of Revenue (2016-2017)



Percent District Allocation of Current Expenses by Category (2016-2017)




School Salary Allocation

Instructional Service	
2018	
Teachers	74.2%
Instructional Support	2.5%
Pupil Support	3.7%
Total	80.4%

Instructional Support	
2018	
Administration	8.8%
Secretaries	5.4%
Food Services	3.1%
Maintenance	2.3%
Total	19.6%

Instructional vs. Support (2017-2018)



For further information and detailed reports, visit

<http://profiles.doe.k12.de.us>

or contact your local school district office.

Glossary: <http://profiles.doe.k12.de.us/glossary.aspx>



Delaware Department of Education

John G. Townsend Building
 401 Federal Street, Suite #2
 Dover, Delaware, 19901 - 3639
 Phone: (302) 735-4000