

District: Great Oaks Charter School
Address: 1200 North French St, Wilmington DE 19801
Principal: Kia Childs
AYP: Not Applicable

Telephone: (302) 332-6110
Web: www.greatoakscharter.org/schools/wilmington

School Demographics

Fall Enrollment		
	2017	2018
Grade 6	145	117
Grade 7	198	146
Grade 8		185
Total	343	448

Enrollment by Race/Ethnicity		
	2017	2018
African American	72.9%	73.9%
American Indian	0.3%	0.7%
Asian	1.2%	0.7%
Hawaiian	0.3%	0.2%
Hispanic/Latino	17.5%	19.9%
White	7.9%	4.7%

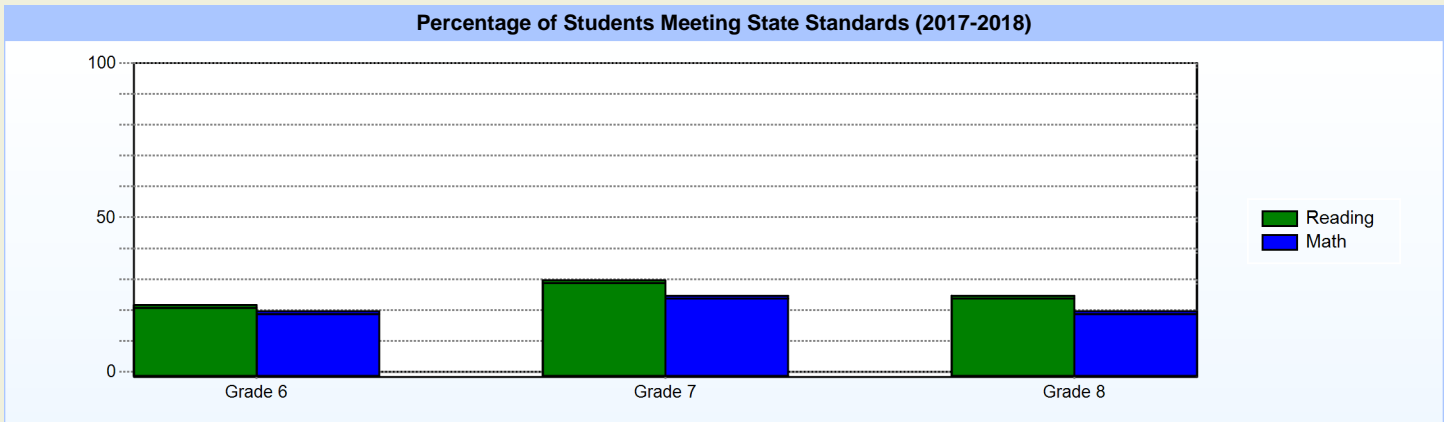
Other Student Characteristics	
	2018
English Language Learner	4.5%
Low Income	58.5%
Special Education	19.6%
Enrolled for Full Year	100.0%

Recently Arrived ELL Students	
	2018
Number of Students Not Tested on ELA Assessment	0

School Promotion by Grade	
	2017
Grade 6	99.3%
Grade 7	98.0%

No Data Available

Student Achievement



Student - School Safety and Discipline

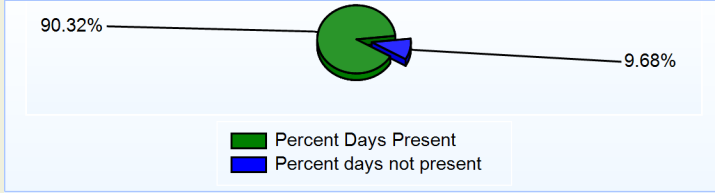
Number of Reported Offenses (2017-2018)

	School	District	State
School Crimes (Title 14, Delaware Code, §4112)	0	0	638
Department of Education (DOE) Offenses	30	30	12012
All School Safety Policy in Place	N/A		

Suspensions and Expulsions

	2018
Number of Suspensions	358
Number of Expulsions	0
Count of Students Suspended/Expelled	116
September 30 Enrollment	448
Percent of Students Suspended/Expelled	26%
District Percentage	26%
State Percentage	12%

Percent Days Present (2017-2018)



Our Staff

Number of Instructional Staff

	2018
Teachers	18
Instructional Support	2
Pupil Support	1
Total	21

Staff by Race/Ethnicity

	2018
American Indian	0.0%
African American	57.1%
Asian American	0.0%
Hispanic	4.8%
White	38.1%

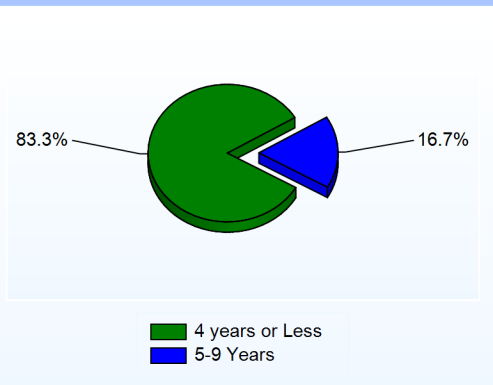
Staffing Ratios

	2018
Students Per Teacher	25
Students Per Administrator	37
Students Per Instructional Staff	22
Students Per Pupil Support Staff	448
School Staff Per Administrator	2

Education Level

	2018
Percent with Masters Degree and Above	33.3%

Years of Teaching Experience (2017-2018)



(-1-)

ELA

Math

ELA Goal

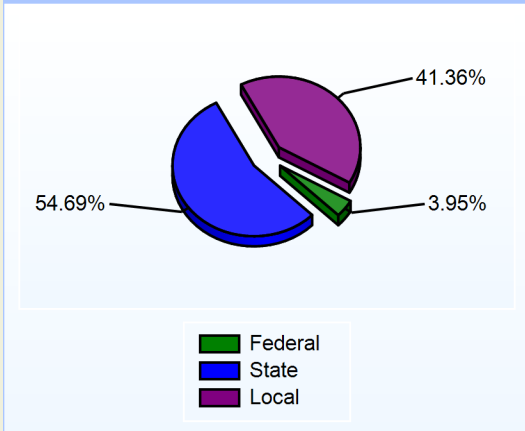
Math Goal



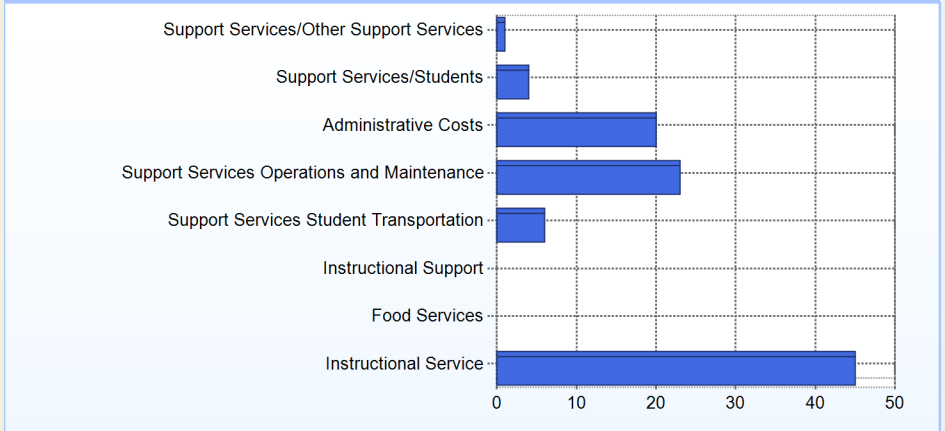
School Finances

District Expenditure per Pupil (2016-2017): \$12,981

District Sources of Revenue (2016-2017)



Percent District Allocation of Current Expenses by Category (2016-2017)

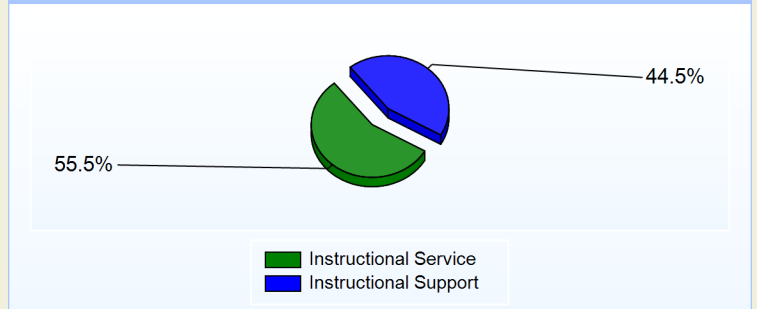


School Salary Allocation

Instructional Service	
2018	
Teachers	45.5%
Instructional Support	7.1%
Pupil Support	2.9%
Total	55.5%

Instructional Support	
2018	
Administration	44.5%
Total	44.5%

Instructional vs. Support (2017-2018)



For further information and detailed reports, visit

<http://profiles.doe.k12.de.us>

or contact your local school district office.

Glossary: <http://profiles.doe.k12.de.us/glossary.aspx>



Delaware Department of Education

John G. Townsend Building
 401 Federal Street, Suite #2
 Dover, Delaware, 19901 - 3639
 Phone: (302) 735-4000