

District: Providence Creek Academy Charter School
Address: 273 West Duck Creek Road, P.O. Box 265, Clayton DE 19938
Principal: Denise Stouffer
AYP: Met

Telephone: (302) 653-6276
Web: www.providencecreekacademy.org

School Demographics

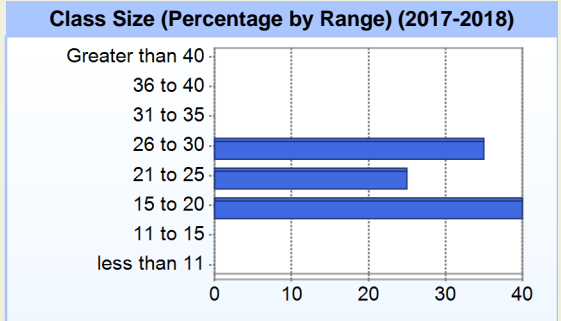
Fall Enrollment		
	2017	2018
Kindergarten	81	80
Grade 1	80	80
Grade 2	78	79
Grade 3	80	78
Grade 4	78	77
Grade 5	79	75
Grade 6	76	79
Grade 7	74	70
Grade 8	74	72
Total	700	690

Enrollment by Race/Ethnicity		
	2017	2018
African American	27.1%	26.5%
American Indian	0.9%	0.4%
Asian	2.4%	2.3%
Hawaiian		0.1%
Hispanic/Latino	5.3%	4.9%
White	60.9%	60.9%
Multi-Racial	3.4%	4.8%

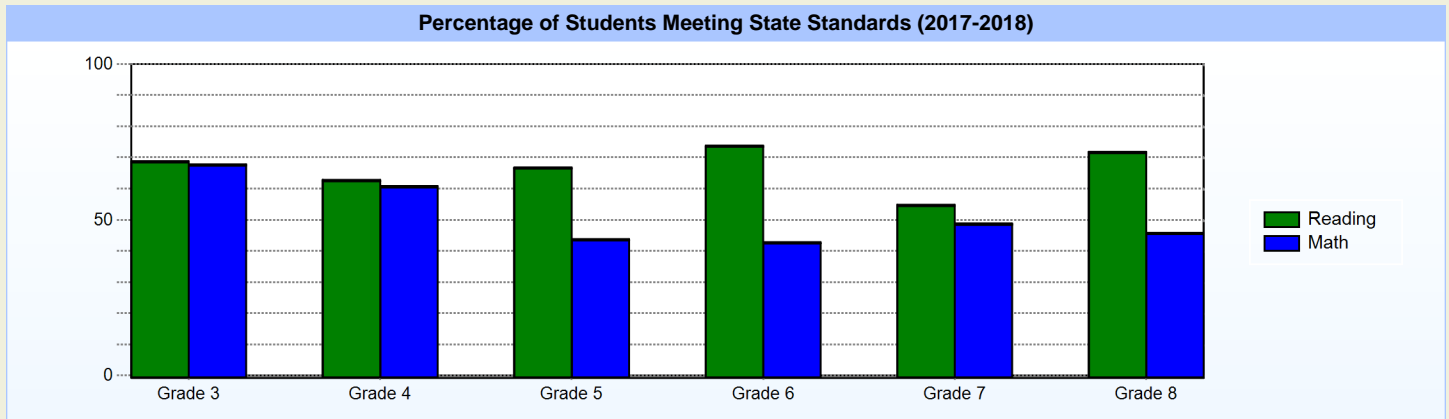
Other Student Characteristics	
	2018
English Language Learner	0.9%
Low Income	20.6%
Special Education	5.2%
Enrolled for Full Year	100.0%

School Promotion by Grade	
	2017
Kindergarten	93.8%
Grade 1	100.0%
Grade 2	98.7%
Grade 3	100.0%
Grade 4	100.0%
Grade 5	100.0%
Grade 6	98.7%
Grade 7	100.0%
Grade 8	100.0%

Recently Arrived ELL Students	
	2018
Number of Students Not Tested on ELA Assessment	0



Student Achievement



Exemplary Programs

All of our students have exposure to visual and performing arts. Though all students receive education in music and art other opportunities for study include: Band, Ballet, Chorus, Drama, Art Studies, Instrumental Lessons, and Percussion Ensemble.

Providence Creek Academy provides many opportunities for artistic growth. An education in the arts teaches technical skills, critical thinking, culture, and problem solving and promotes self-confidence.

Providence Creek Academy offers a rigorous sports program that emphasizes teamwork, good sportsmanship, and being a positive role model. While our program continuously grows, we currently offer: Football, Cheerleading, Cross Country, Baseball, Softball, Volleyball, and Boys' and Girls' Basketball. A dedicated, knowledgeable coaching staff instructs the fundamentals of the sport while supporting academics. Our student athletes represent themselves, their parents, and Providence Creek Academy while building skills, strength, and passion.

Student - School Safety and Discipline


Number of Reported Offenses (2017-2018)

	<u>School</u>	<u>District</u>	<u>State</u>
School Crimes (Title 14, Delaware Code, §4112)	1	1	638
Department of Education (DOE) Offenses	62	62	12012
All School Safety Policy in Place	Yes		

Suspensions and Expulsions

	<u>2018</u>
Number of Suspensions	31
Number of Expulsions	0
Count of Students Suspended/Expelled	16
September 30 Enrollment	690
Percent of Students Suspended/Expelled	2%
District Percentage	2%
State Percentage	12%

Percent Days Present (2017-2018)



Our Staff

Number of Instructional Staff

	<u>2018</u>
Teachers	41
Instructional Support	1
Pupil Support	3
Total	45

Staff by Race/Ethnicity

	<u>2018</u>
American Indian	0.0%
African American	6.7%
Asian American	0.0%
Hispanic	2.2%
White	91.1%

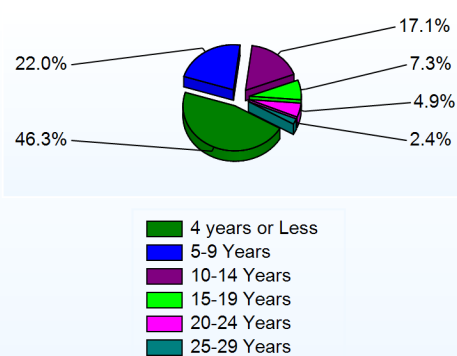
Staffing Ratios

	<u>2018</u>
Students Per Teacher	17
Students Per Administrator	345
Students Per Instructional Staff	16
Students Per Pupil Support Staff	230
School Staff Per Administrator	48

Education Level

	<u>2018</u>
Percent with Masters Degree and Above	37.8%
Percent Holding National Board for Professional Teaching Standards	0.0%

Years of Teaching Experience (2017-2018)

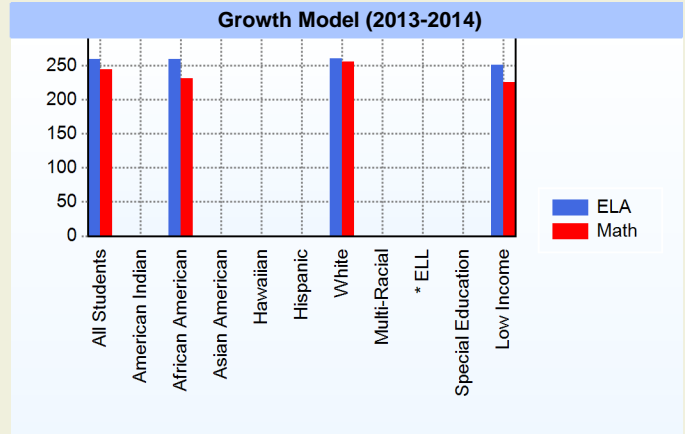
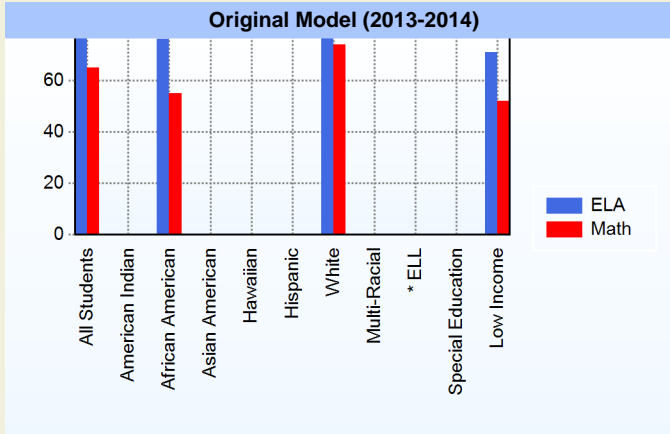


Curriculum Highlights

Providence Creek Academy offers a unique approach to the application of Math, Science, English Language Arts and Social Studies. We combine academics and citizenship to educate the whole child. Providence Creek Academy has developed endless academic opportunities for a diverse student population: Cultural and Academic field trips, Student Mentoring, Odyssey of the Mind, Reading, Math & Writing Enrichment, Student Council, Science Fair, Junior Achievement, Community Service Programs, National Elementary and Junior Honor Society, and Robotics. Our staff encourages inquiry-based learning which facilitates critical thinking skills. High academic achievement, character development, and technology promote a climate for learning.

AYP

Only groups with greater than 40 students are reported



* English Language Learner

* English Language Learner

% Test Participation (2013-2014)

	<u>ELA</u>	<u>Math</u>	<u>ELA Goal</u>	<u>Math Goal</u>
All Students	100	100	95	95
American Indian	*	*	95	95
African American	100	100	95	95
Asian American	*	*	95	95
Hawaiian	*	*	95	95
Hispanic	*	*	95	95
White	100	100	95	95
Multi-Racial	*	*	95	95
English Language Learner	*	*	95	95
Special Education	*	*	95	95
Low Income	100	100	95	95



Other

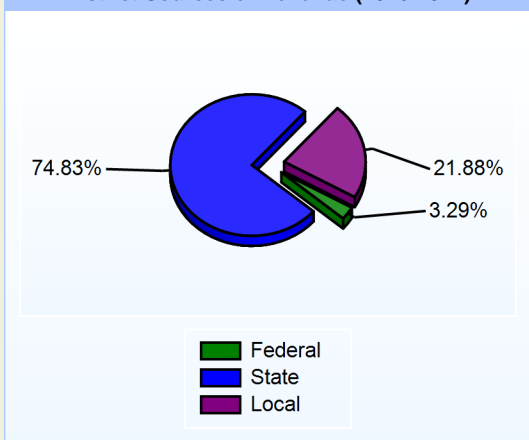
At PCA, we focus on Academics, Athletics, and the Arts for kindergarten through 8th grade. This focus allows teachers to educate the whole child. The goal of the staff is not just teaching your child subject matter, it's educating your child to become a better citizen inside and outside of the classroom. We believe in a disciplined climate and high expectations for our children. Our staff has strong relationships with students, parents, colleagues, and administration; this promotes helpful interactions that positively affect our community. PCA is a close-knit family in which communication is constant and always evolving.

Our collegiate-styled campus allows for an extension of the classroom beyond four walls. Our students travel between buildings to attend classes in art, music, world culture and international education, physical education, health, library, and technology. The vast landscape allows for exploration and discovery of the world around us.

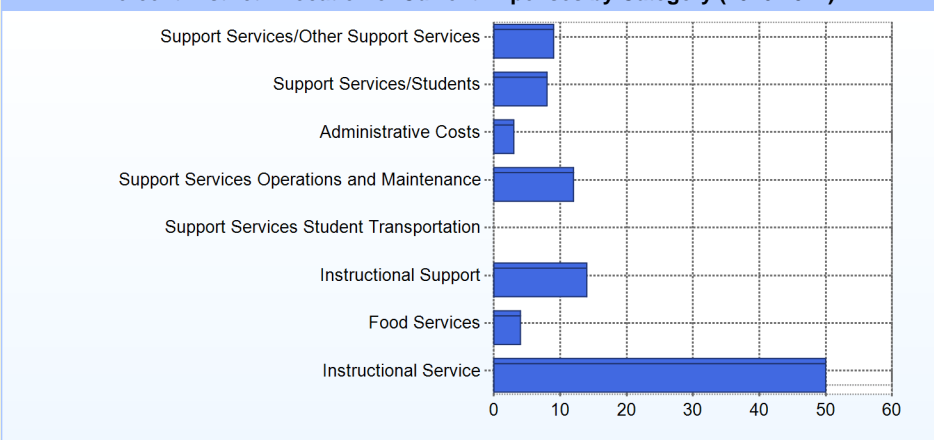
School Finances

District Expenditure per Pupil (2016-2017): \$10,571

District Sources of Revenue (2016-2017)



Percent District Allocation of Current Expenses by Category (2016-2017)




School Salary Allocation

Instructional Service	
	2018
Teachers	53.2%
Instructional Support	1.1%
Pupil Support	3.8%
Total	58.1%

Instructional Support	
	2018
Administration	8.8%
Secretaries	11.7%
Food Services	1.5%
Maintenance	19.9%
Total	41.9%

Instructional vs. Support (2017-2018)



For further information and detailed reports, visit

<http://profiles.doe.k12.de.us>

or contact your local school district office.

Glossary: <http://profiles.doe.k12.de.us/glossary.aspx>



Delaware Department of Education

John G. Townsend Building
 401 Federal Street, Suite #2
 Dover, Delaware, 19901 - 3639
 Phone: (302) 735-4000