

**District:** Edison (Thomas A.) Charter School  
**Address:** 2200 North Locust Street, Wilmington DE 19802  
**Principal:** Salome Thomas-El  
**AYP:** Not Met

**Telephone:** (302) 778-1101  
**Web:** www.thomasedison.charter.k12.de.us

**School Demographics**

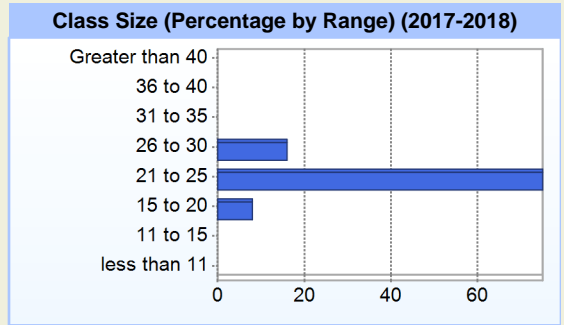
Fall Enrollment		
	2017	2018
Kindergarten	96	95
Grade 1	104	99
Grade 2	85	102
Grade 3	93	86
Grade 4	89	85
Grade 5	80	86
Grade 6	75	66
Grade 7	64	56
Grade 8	53	57
Total	739	732

Enrollment by Race/Ethnicity		
	2017	2018
African American	97.6%	97.8%
Hispanic/Latino	1.5%	1.1%
White	0.9%	1.1%

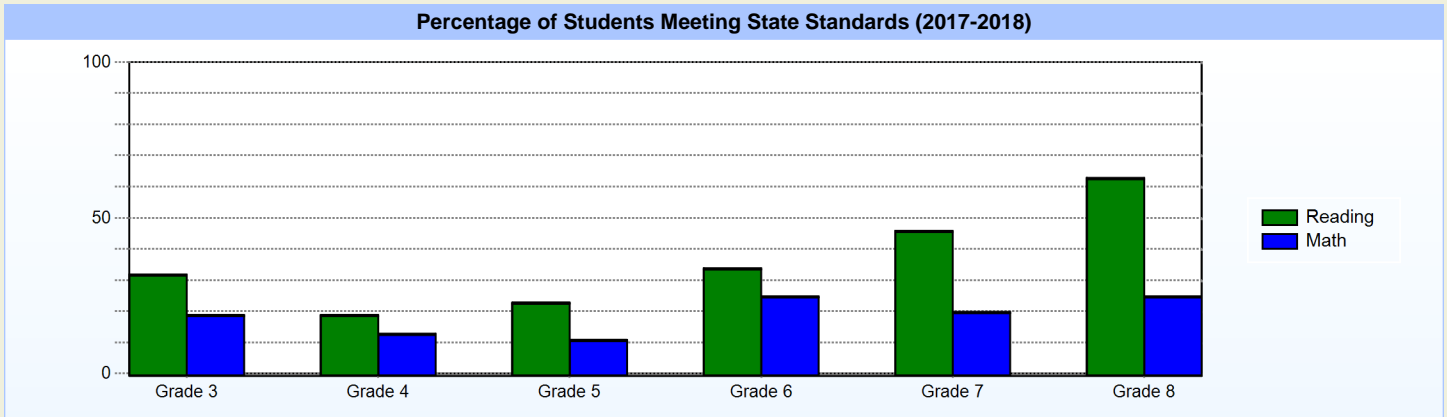
Other Student Characteristics	
	2018
English Language Learner	0.5%
Low Income	77.2%
Special Education	7.0%
Enrolled for Full Year	100.0%

School Promotion by Grade	
	2017
Kindergarten	97.9%
Grade 1	97.1%
Grade 2	98.8%
Grade 3	100.0%
Grade 4	98.9%
Grade 5	98.8%
Grade 6	98.7%
Grade 7	100.0%
Grade 8	100.0%

Recently Arrived ELL Students	
	2018
Number of Students Not Tested on ELA Assessment	0



**Student Achievement**



**Exemplary Programs**

Thomas A. Edison Charter School in Wilmington provides a resounding example of a school that is not only meeting the needs of its urban students, but is also holding its students accountable to elevated levels of academic and personal success. This 2011 State Academic Achievement Award winner has been serving students in grades K-8 since opening in 2000 and has implemented a number of rigorous and challenging programs including Franklin Covey's 7-Habits leadership training for all students, Pre-AP Math and English in our middle grades, First Move Chess program in grades 2-3, and our 100-Book Challenge Reading Program, school-wide. Our chess program is one of the top programs in the state and nation. Our students have won the Delaware State Chess Championship, The Baltimore Open and UMBC Championship, and finished as runner-up at the National Chess Championship in San Diego, in 2012 and in 3rd place at the Nationals in Nashville, in 2013.

**Student - School Safety and Discipline**


**Number of Reported Offenses (2017-2018)**

	<u>School</u>	<u>District</u>	<u>State</u>
School Crimes (Title 14, Delaware Code, §4112)	0	0	638
Department of Education (DOE) Offenses	9	9	12012
All School Safety Policy in Place	Yes		

**Suspensions and Expulsions**

	<u>2018</u>
Number of Suspensions	95
Number of Expulsions	0
Count of Students Suspended/Expelled	62
September 30 Enrollment	732
Percent of Students Suspended/Expelled	8%
District Percentage	8%
State Percentage	12%

**Percent Days Present (2017-2018)**



**Our Staff**

**Number of Instructional Staff**

	<u>2018</u>
Teachers	44
Instructional Support	3
Pupil Support	4
Total	51

**Staff by Race/Ethnicity**

	<u>2018</u>
American Indian	0.0%
African American	39.2%
Asian American	0.0%
Hispanic	3.9%
White	56.9%

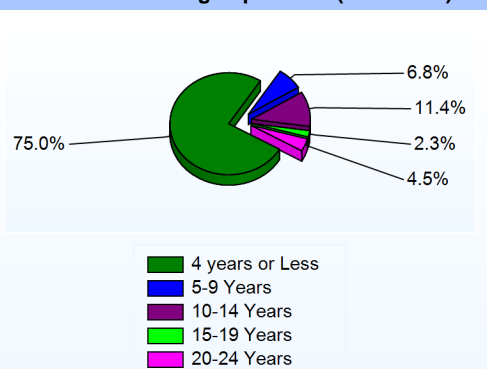
**Staffing Ratios**

	<u>2018</u>
Students Per Teacher	17
Students Per Administrator	122
Students Per Instructional Staff	16
Students Per Pupil Support Staff	183
School Staff Per Administrator	14

**Education Level**

	<u>2018</u>
Percent with Masters Degree and Above	39.2%
Percent Holding National Board for Professional Teaching Standards	0.0%

**Years of Teaching Experience (2017-2018)**

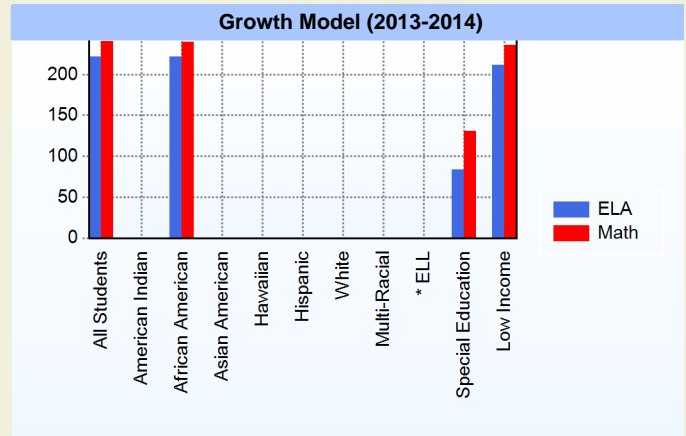
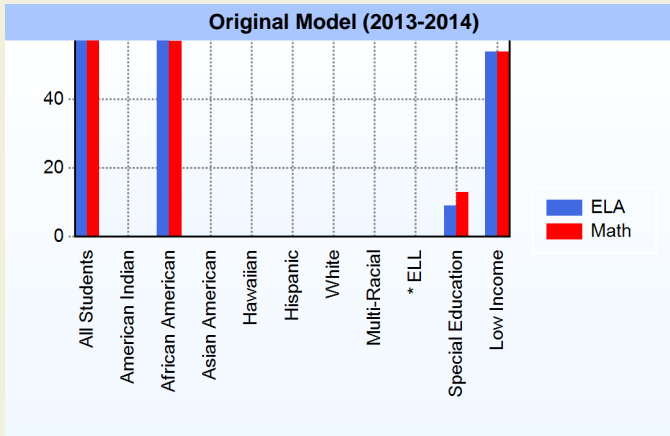


**Curriculum Highlights**

Maintaining our commitment to the principle of educating the whole child, a rigorous and exciting curriculum is implemented at Thomas Edison Charter to ensure that all students have access to a well-rounded and enjoyable education—both inside and outside of the classroom. All students in grades K-5 are taught reading and literacy using the StoryTown program by Harcourt. StoryTown is a reading and language arts program with a "2+2 then Review" instructional design for skill and strategy development, plus differentiated instruction that meets the needs of all students. Our reading program is research-based and aligned with the National Common Core Curriculum. Our balanced literacy program is supported by the Great Habits, Great Readers framework and our 100 Book Challenge program to supplement and provide support to our students. Our K-5 students are taught math using the Everyday Math Program. Everyday Math enables our students to fully develop and master state content standards.

**AYP**

Only groups with greater than 40 students are reported



\* English Language Learner

\* English Language Learner

**% Test Participation (2013-2014)**

	<u>ELA</u>	<u>Math</u>	<u>ELA Goal</u>	<u>Math Goal</u>
All Students	100	100	95	95
American Indian	*	*	95	95
African American	100	100	95	95
Asian American	*	*	95	95
Hawaiian	*	*	95	95
Hispanic	*	*	95	95
White	*	*	95	95
Multi-Racial	*	*	95	95
English Language Learner	*	*	95	95
Special Education	100	100	95	95
Low Income	100	100	95	95



### Other

Thomas A. Edison Charter School was established in the year 2000 to provide a rigorous education to a historically underserved population of families in North Wilmington. The core philosophy of the school is that all children are capable of learning at high levels if they are taught by caring and dedicated educators, challenged by an engaging and rigorous curriculum, afforded adequate time in school, and held to ambitious state and national standards. Improvements in student performance can be achieved with an efficient school model that transforms how students are taught at every grade level.

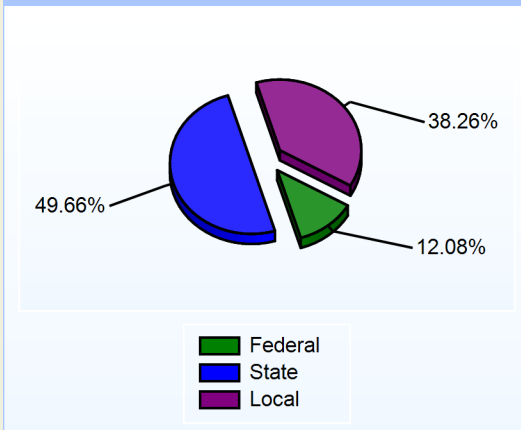
It is the goal of the board of directors, the school administrators, teachers and support staff of Thomas A. Edison to continually improve all students' ability to be critical thinkers and enable them to meet or exceed the state and national curriculum standards.

The vision of the Thomas A. Edison Charter School is to provide a "world class" education to student.

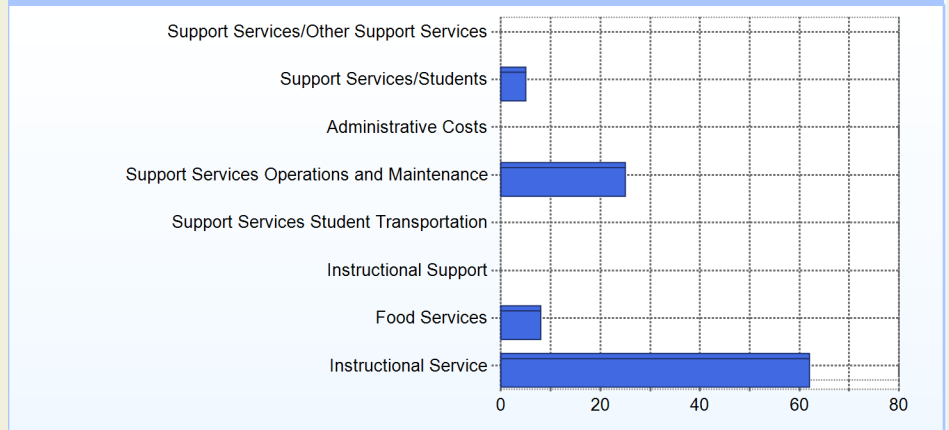
### School Finances

District Expenditure per Pupil (2016-2017): \$11,196

District Sources of Revenue (2016-2017)



Percent District Allocation of Current Expenses by Category (2016-2017)

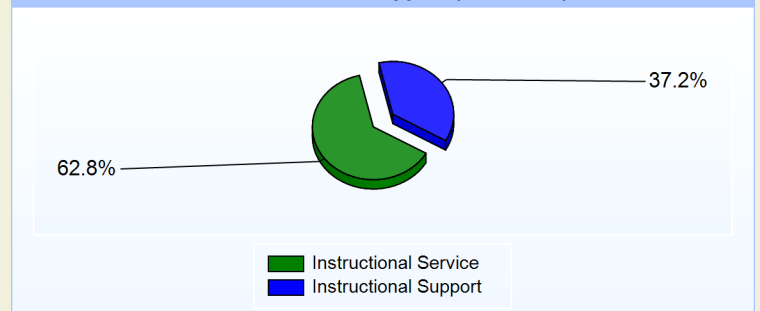


### School Salary Allocation

Instructional Service	
2018	
Teachers	52.2%
Instructional Support	4.6%
Pupil Support	6.0%
Total	62.8%

Instructional Support	
2018	
Administration	12.7%
Secretaries	20.5%
Food Services	3.1%
Maintenance	0.9%
Total	37.2%

Instructional vs. Support (2017-2018)



For further information and detailed reports, visit

<http://profiles.doe.k12.de.us>

or contact your local school district office.

Glossary: <http://profiles.doe.k12.de.us/glossary.aspx>



#### Delaware Department of Education

John G. Townsend Building  
401 Federal Street, Suite #2  
Dover, Delaware, 19901 - 3639  
Phone: (302) 735-4000