

**District:** Academia Antonia Alonso  
**Address:** 4403 Lancaster Pike, Wilmington DE 19805  
**Principal:** Mercedes Alonso  
**AYP:** Not Applicable

**Telephone:** (302) 351-8200  
**Web:** www.academiacharter.com/

School Demographics

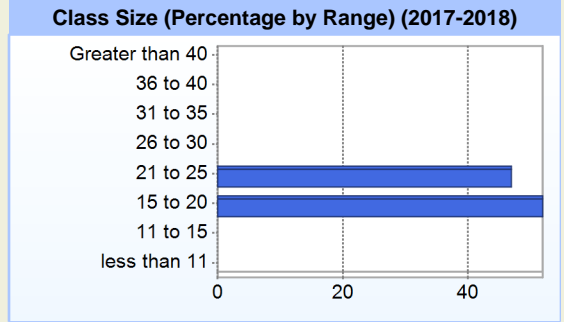
Fall Enrollment		
	2017	2018
Kindergarten	142	119
Grade 1	116	134
Grade 2	112	100
Grade 3	45	100
Grade 4		41
Total	415	494

Enrollment by Race/Ethnicity		
	2017	2018
African American	29.9%	24.3%
American Indian		0.4%
Hispanic/Latino	64.8%	69.6%
White	5.3%	5.7%

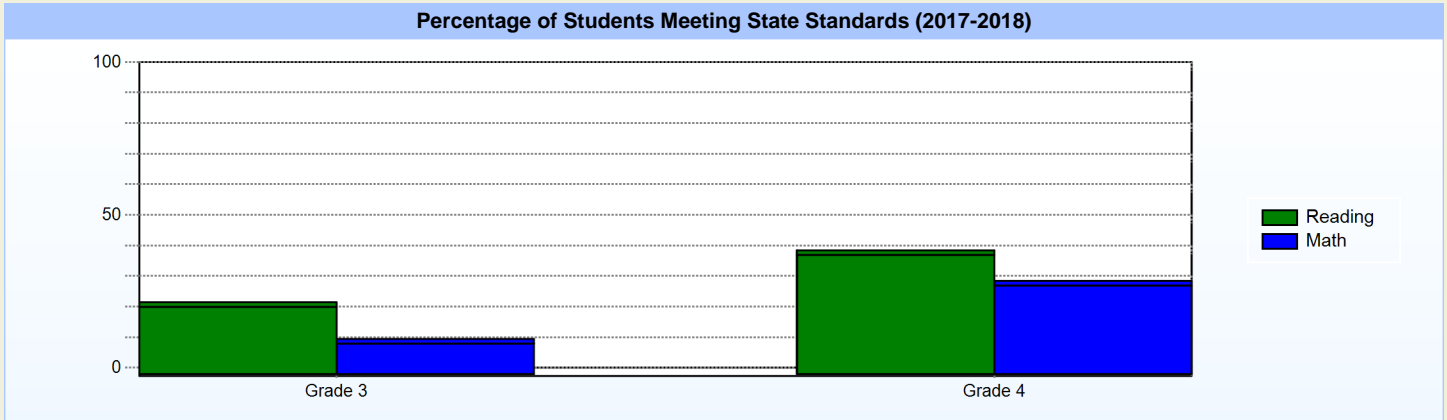
Other Student Characteristics	
	2018
English Language Learner	53.4%
Low Income	60.7%
Special Education	6.1%
Enrolled for Full Year	100.0%

Recently Arrived ELL Students	
	2018
Number of Students Not Tested on ELA Assessment	0

School Promotion by Grade	
	2017
Kindergarten	93.0%
Grade 1	91.4%
Grade 2	96.4%
Grade 3	95.6%



Student Achievement



**Exemplary Programs**

At Academia Antonia Alonso, we are driven by our mission to inspire children to become joyful, confident, creative, bilingual learners, by providing our students with a strong biliterate academic and cultural foundation.

Academia Antonia Alonso's core philosophy is to create a school where students investigate who they are and what role they play in a diverse society. Our students are encouraged to become strong community leaders, as well as advocates on local, national, and global stages. Our academic program provides students with a sense of community and global awareness, as well as 21st century skills. The academic program is a replication of the nationally recognized Expeditionary Learning model combined with the Two-Way Dual Language Immersion model. Expeditionary Learning's integrated instructional emphasis of learning by doing supports students' instructional and language acquisition needs.

**Student - School Safety and Discipline**


**Number of Reported Offenses (2017-2018)**

	<u>School</u>	<u>District</u>	<u>State</u>
School Crimes (Title 14, Delaware Code, §4112)	1	1	638
Department of Education (DOE) Offenses	151	151	12012
All School Safety Policy in Place	N/A		

**Suspensions and Expulsions**

	<u>2018</u>
Number of Suspensions	88
Number of Expulsions	0
Count of Students Suspended/Expelled	39
September 30 Enrollment	494
Percent of Students Suspended/Expelled	8%
District Percentage	8%
State Percentage	12%

**Percent Days Present (2017-2018)**



**Our Staff**

**Number of Instructional Staff**

	<u>2018</u>
Teachers	28
Total	28

**Staff by Race/Ethnicity**

	<u>2018</u>
American Indian	0.0%
African American	17.9%
Asian American	0.0%
Hispanic	57.1%
White	25.0%

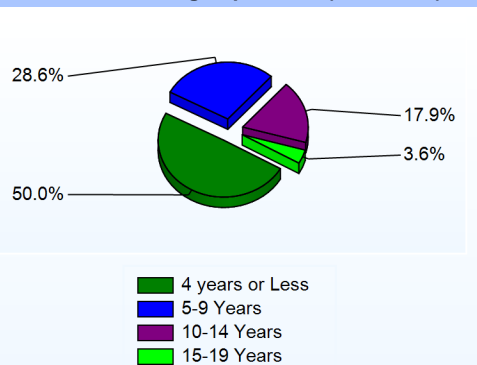
**Staffing Ratios**

	<u>2018</u>
Students Per Teacher	18
Students Per Administrator	71
Students Per Instructional Staff	18
Students Per Pupil Support Staff	0
School Staff Per Administrator	8

**Education Level**

	<u>2018</u>
Percent with Masters Degree and Above	28.6%

**Years of Teaching Experience (2017-2018)**



(-1-)

ELA

Math

ELA Goal

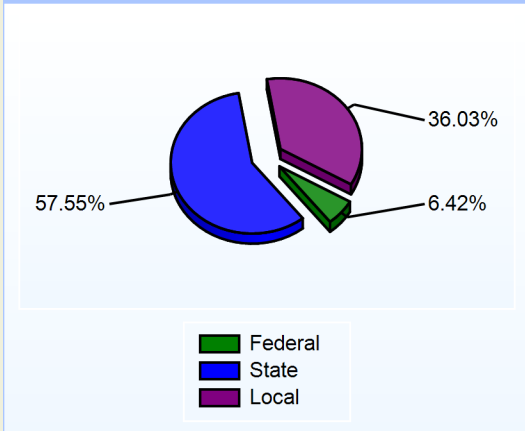
Math Goal



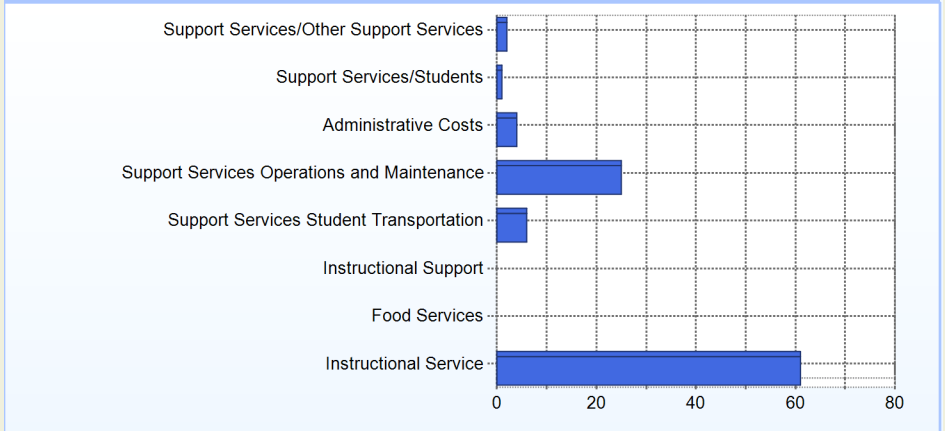
**School Finances**

District Expenditure per Pupil (2016-2017): \$13,238

**District Sources of Revenue (2016-2017)**



**Percent District Allocation of Current Expenses by Category (2016-2017)**

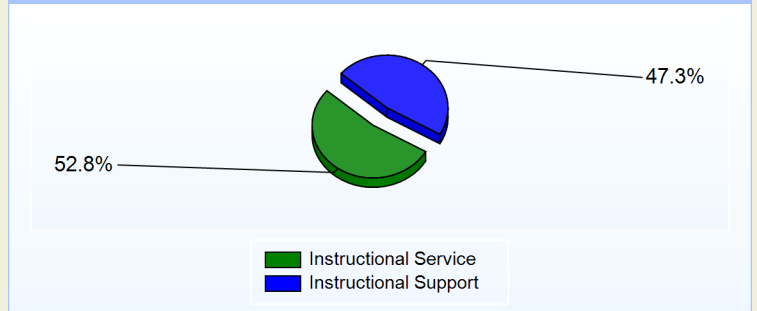


**School Salary Allocation**

Instructional Service	
2018	
Teachers	52.8%
Total	52.8%

Instructional Support	
2018	
Administration	16.9%
Secretaries	19.5%
Food Services	1.2%
Maintenance	9.7%
Total	47.3%

**Instructional vs. Support (2017-2018)**



**For further information and detailed reports, visit**

**<http://profiles.doe.k12.de.us>**

**or contact your local school district office.**

**Glossary:** <http://profiles.doe.k12.de.us/glossary.aspx>



**Delaware Department of Education**

John G. Townsend Building  
 401 Federal Street, Suite #2  
 Dover, Delaware, 19901 - 3639  
 Phone: (302) 735-4000