

District: Sussex Academy
Address: 21150 Airport Road, Georgetown DE 19947
Principal: Eric Anderson
AYP: Met

Telephone: (302) 856-3636
Web: www.sussexacademy.org

School Demographics

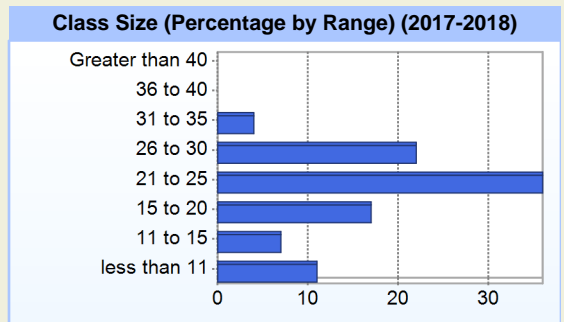
Fall Enrollment		
	2017	2018
Grade 6	130	130
Grade 7	134	131
Grade 8	130	130
Grade 9	111	126
Grade 10	91	101
Grade 11	57	82
Grade 12	39	59
Total	692	759

Enrollment by Race/Ethnicity		
	2017	2018
African American	3.9%	4.9%
American Indian	0.9%	0.8%
Asian	3.9%	5.0%
Hawaiian	0.4%	0.5%
Hispanic/Latino	12.7%	14.4%
White	75.0%	71.4%
Multi-Racial	3.2%	3.0%

Other Student Characteristics	
	2018
English Language Learner	1.2%
Low Income	9.4%
Special Education	4.7%
Enrolled for Full Year	100.0%

Recently Arrived ELL Students	
	2018
Number of Students Not Tested on ELA Assessment	0

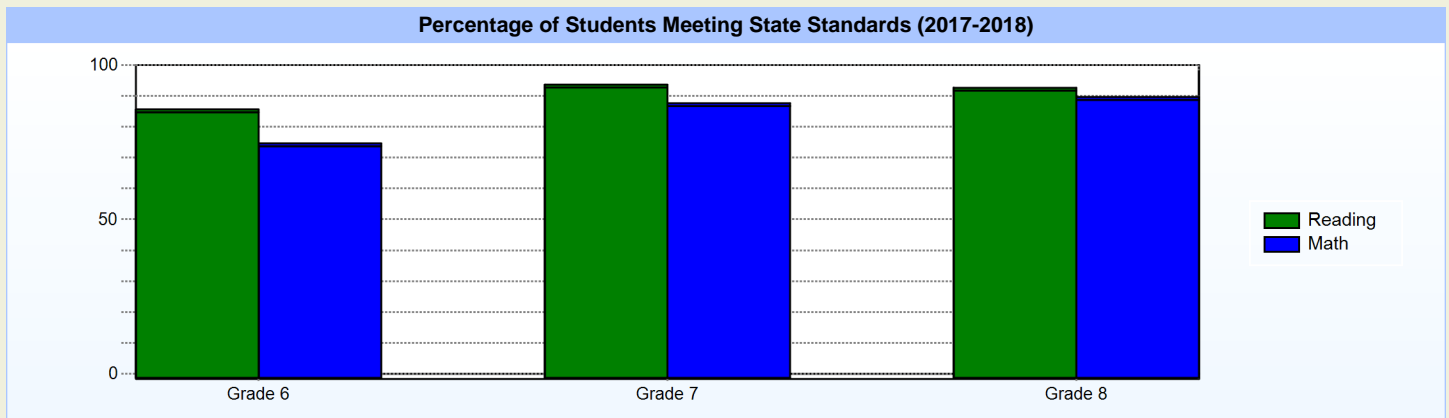
School Promotion by Grade	
	2017
Grade 6	96.2%
Grade 7	98.5%
Grade 8	98.5%
Grade 9	97.3%
Grade 10	98.9%
Grade 11	100.0%
Grade 12	100.0%



Student Achievement

Advanced Placement (AP) (2017-2018)	
	2018
Advanced Placement Courses	2
No. of Students Enrolled	18

SAT: Average Scores for the Class of (2016-2017)			
	School	District	State
Math	565	565	488
Critical Reading	598	598	495
Writing	0	0	3
Total	1,163	1,163	986



Exemplary Programs

Sussex Academy has evolved from a small, accelerated middle school to an accelerated middle school and high school where high standards of academic performance and behavior are expected throughout the school community. The school's instructional model combines many of the practices of expeditionary learning with practices from our affiliation as an International Baccalaureate World School. We emphasize learning by doing with a focus on literacy and inquiry. We use the IB learner profile to describe the learning behaviors of students, faculty, and administration. The International Baccalaureate Diploma Program focuses on rigorous academic study and global ideas across disciplines. All 11th and 12th grade students must take at least one IB course in high school. Sussex Academy maintains a strong commitment to a peaceful school culture where respect and responsibility are the norm. All students must complete community service project each year.

Student - School Safety and Discipline


Number of Reported Offenses (2017-2018)

	<u>School</u>	<u>District</u>	<u>State</u>
School Crimes (Title 14, Delaware Code, §4112)	0	0	638
Department of Education (DOE) Offenses	13	13	12012
All School Safety Policy in Place	Yes		

Suspensions and Expulsions

	<u>2018</u>
Number of Suspensions	14
Number of Expulsions	0
Count of Students Suspended/Expelled	14
September 30 Enrollment	759
Percent of Students Suspended/Expelled	2%
District Percentage	2%
State Percentage	12%

Percent Days Present (2017-2018)



Our Staff

Number of Instructional Staff

	<u>2018</u>
Teachers	37
Instructional Support	2
Pupil Support	1
Total	40

Staff by Race/Ethnicity

	<u>2018</u>
American Indian	0.0%
African American	0.0%
Asian American	0.0%
Hispanic	2.5%
White	97.5%

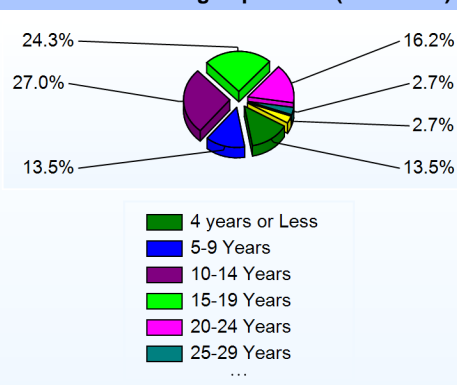
Staffing Ratios

	<u>2018</u>
Students Per Teacher	21
Students Per Administrator	152
Students Per Instructional Staff	20
Students Per Pupil Support Staff	759
School Staff Per Administrator	12

Education Level

	<u>2018</u>
Percent with Masters Degree and Above	80.0%
Percent Holding National Board for Professional Teaching Standards	5.4%

Years of Teaching Experience (2017-2018)



Curriculum Highlights

During middle school students take five core courses (reading, writing, mathematics, science and social studies) that are grounded in the state content and common core standards. In addition, they take “Exploratories” throughout the year to enrich their learning in music, art, technology education, computer education, and physical education. Literacy and inquiry are the instructional focus of the middle school grades within an accelerated, rigorous program

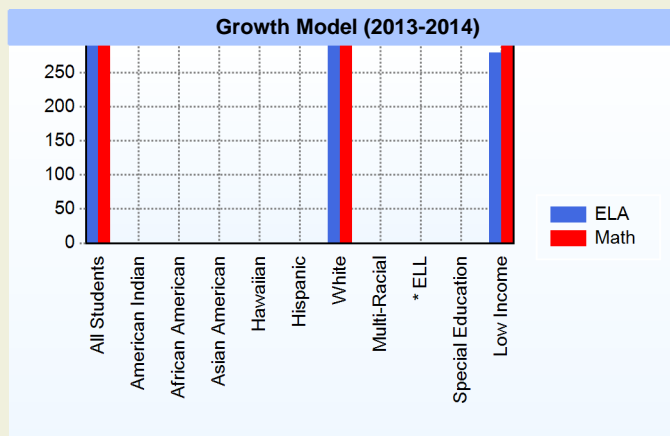
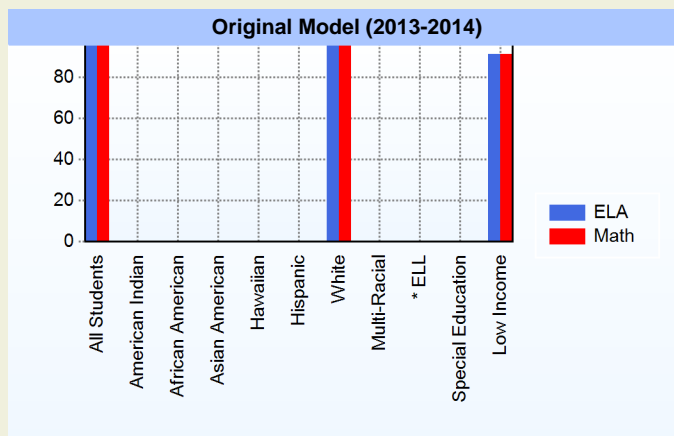
Likewise, the high school curriculum is grounded in common core and content standards with an emphasis toward the International Baccalaureate Diploma program. The curriculum reflects rigorous IB preparatory courses in grades 9 and 10 and IB courses for students in grades 11 and 12. All students take 4 years of English, mathematics, science, social studies, and Spanish. As in middle school students are also required to take an additional writing course along with a communications course and a technology course.

Graduation Rate - ESEA 4 Year Adjusted

	2016	2017
	ESEA	ESEA
All Students	0.0%	92.5%
African American		100.0%
Hispanic		100.0%
White	0.0%	90.3%
Multi-Racial		100.0%
Special Education	0.0%	
Low Income	0.0%	100.0%

AYP

Only groups with greater than 40 students are reported



* English Language Learner

* English Language Learner

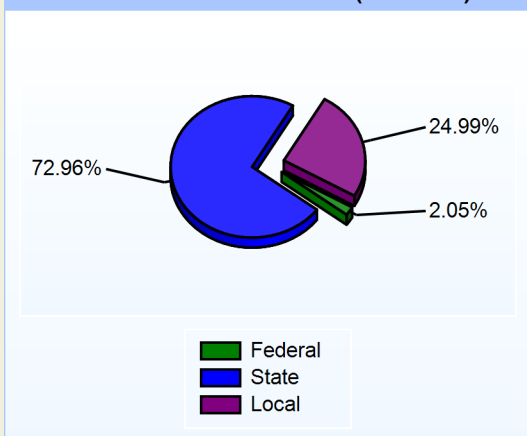
% Test Participation (2013-2014)

	ELA	Math	ELA Goal	Math Goal
All Students	100	100	95	95
American Indian	*	*	95	95
African American	*	*	95	95
Asian American	*	*	95	95
Hawaiian	*	*	95	95
Hispanic	*	*	95	95
White	100	100	95	95
Multi-Racial	*	*	95	95
English Language Learner	*	*	95	95
Special Education	*	*	95	95
Low Income	100	100	95	95

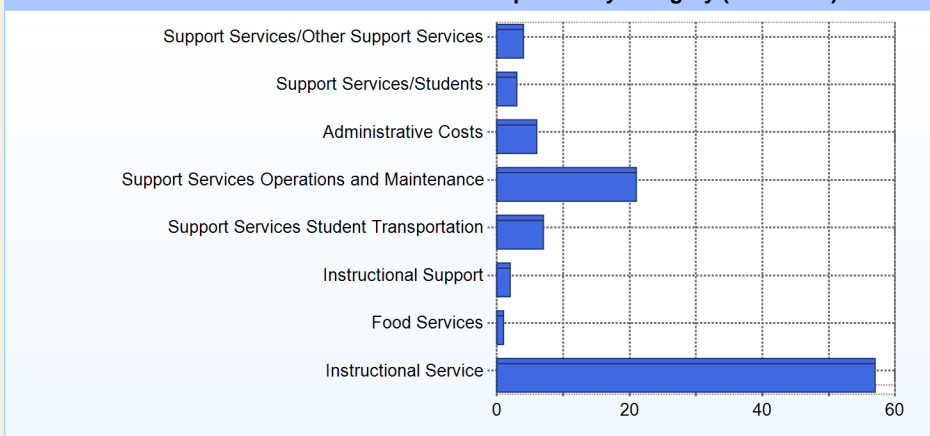
School Finances

District Expenditure per Pupil (2016-2017): \$10,441

District Sources of Revenue (2016-2017)



Percent District Allocation of Current Expenses by Category (2016-2017)



School Salary Allocation


Instructional Service

	2018
Teachers	63.8%
Instructional Support	4.1%
Pupil Support	1.5%
Total	69.4%

Instructional Support

	2018
Administration	11.7%
Secretaries	11.6%
Maintenance	7.4%
Total	30.7%

Instructional vs. Support (2017-2018)



For further information and detailed reports, visit

<http://profiles.doe.k12.de.us>

or contact your local school district office.

Glossary: <http://profiles.doe.k12.de.us/glossary.aspx>



Delaware Department of Education

John G. Townsend Building
401 Federal Street, Suite #2
Dover, Delaware, 19901 - 3639
Phone: (302) 735-4000