

District: Kuumba Academy Charter School
Address: 1200 North French Street, Wilmington DE 19801
Principal: Sally Maldonado
AYP: Met

Telephone: (302) 472-6450
Web: kuumbaacademy.org

School Demographics

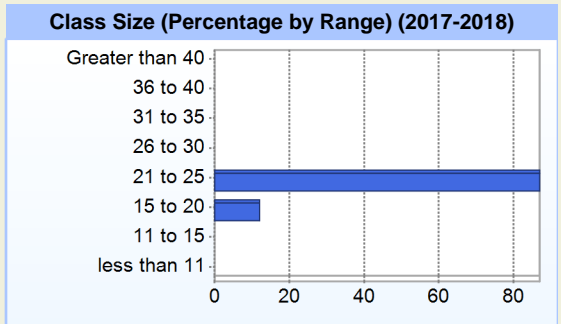
Fall Enrollment		
	2017	2018
Kindergarten	97	93
Grade 1	99	95
Grade 2	99	94
Grade 3	99	92
Grade 4	97	86
Grade 5	69	85
Grade 6	69	63
Grade 7	66	59
Grade 8	49	52
Total	744	719

Enrollment by Race/Ethnicity		
	2017	2018
African American	91.1%	91.2%
American Indian	0.9%	1.1%
Asian		0.1%
Hawaiian	0.1%	0.1%
Hispanic/Latino	7.3%	6.7%
White	0.5%	0.7%

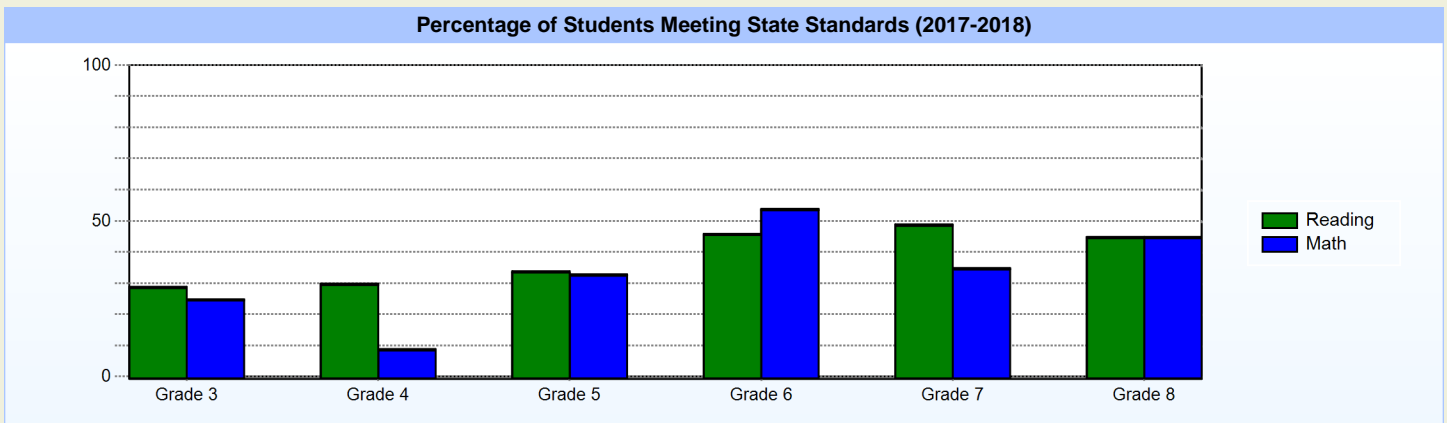
Other Student Characteristics	
	2018
English Language Learner	0.7%
Low Income	65.4%
Special Education	10.4%
Enrolled for Full Year	100.0%

School Promotion by Grade	
	2017
Kindergarten	93.8%
Grade 1	88.9%
Grade 2	86.9%
Grade 3	88.9%
Grade 4	90.7%
Grade 5	97.1%
Grade 6	100.0%
Grade 7	100.0%
Grade 8	98.0%

Recently Arrived ELL Students	
	2018
Number of Students Not Tested on ELA Assessment	0



Student Achievement



Exemplary Programs

Kuumba Academy Charter School is a tuition-free public charter school open to all students in grades K to 8. Christina Cultural Arts Center, Inc. founded Kuumba Academy Charter School in 1998 as a unique nonprofit/public school partnership based on the idea that all children can soar in school and life, given the right support.

Kuumba Academy believes that parents are a child's primary educators. In cooperation with guidance at home, Kuumba embraces cultural awareness and empowers students to achieve academic and artistic excellence. We believe that children who are at-risk for academic failure can be high achievers and change agents in low-income communities when parents and teachers engage them in a culturally relevant, community education model.

Student - School Safety and Discipline


Number of Reported Offenses (2017-2018)

	<u>School</u>	<u>District</u>	<u>State</u>
School Crimes (Title 14, Delaware Code, §4112)	0	0	638
Department of Education (DOE) Offenses	77	77	12012
All School Safety Policy in Place	Yes		

Suspensions and Expulsions

	<u>2018</u>
Number of Suspensions	110
Number of Expulsions	0
Count of Students Suspended/Expelled	71
September 30 Enrollment	719
Percent of Students Suspended/Expelled	10%
District Percentage	10%
State Percentage	12%

Percent Days Present (2017-2018)



Our Staff

Number of Instructional Staff

	<u>2018</u>
Teachers	49
Instructional Support	1
Pupil Support	2
Total	52

Staff by Race/Ethnicity

	<u>2018</u>
American Indian	0.0%
African American	48.1%
Asian American	0.0%
Hispanic	1.9%
White	50.0%

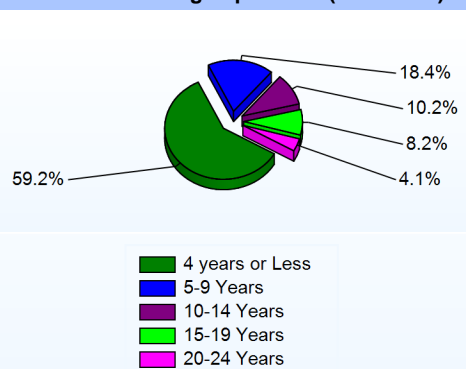
Staffing Ratios

	<u>2018</u>
Students Per Teacher	15
Students Per Administrator	144
Students Per Instructional Staff	14
Students Per Pupil Support Staff	360
School Staff Per Administrator	14

Education Level

	<u>2018</u>
Percent with Masters Degree and Above	61.5%
Percent Holding National Board for Professional Teaching Standards	0.0%

Years of Teaching Experience (2017-2018)

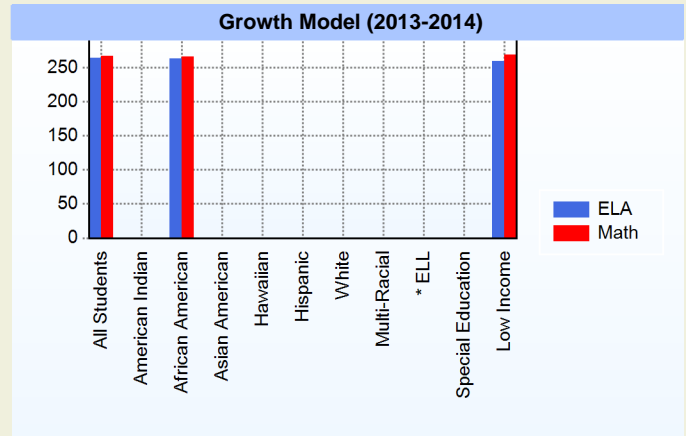
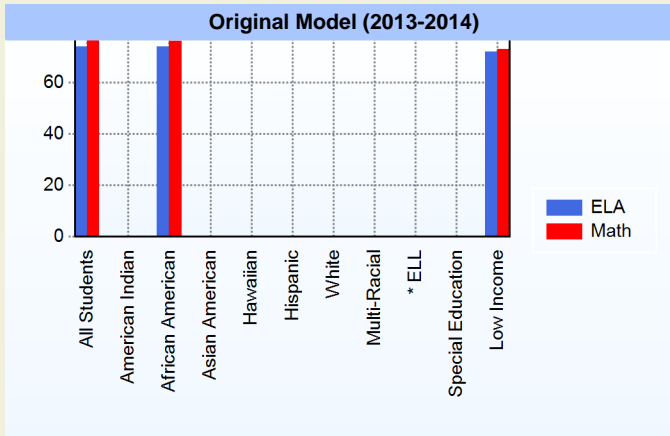


Curriculum Highlights

Kuumba Academy couples rigorous academics with arts-based activities, all delivered in a safe, caring environment. Everything we do is aimed at igniting your child's passion for Reading, Math, Science, and the Creative Arts. Our challenging curriculum is based on the nationally recognized Expeditionary Learning (EL) model, which organizes student learning around a project-based, learning-by-doing approach. The EL model emphasizes student inquiry, critical thinking and real-life connections and experiences. These are proven methods for success among "high need" populations. Our model encourages academic depth over breadth, with a local context and alignment with the Common Core Standards. Our students are taught a carefully sequenced curriculum in Language Arts, Mathematics, Science, Social Studies, Physical Fitness, Spanish, Music, Theater, Dance and Visual Arts.

AYP

Only groups with greater than 40 students are reported



* English Language Learner

* English Language Learner

% Test Participation (2013-2014)

	<u>ELA</u>	<u>Math</u>	<u>ELA Goal</u>	<u>Math Goal</u>
All Students	99	100	95	95
American Indian	*	*	95	95
African American	99	100	95	95
Asian American	*	*	95	95
Hawaiian	*	*	95	95
Hispanic	*	*	95	95
White	*	*	95	95
Multi-Racial	*	*	95	95
English Language Learner	*	*	95	95
Special Education	*	*	95	95
Low Income	99	100	95	95



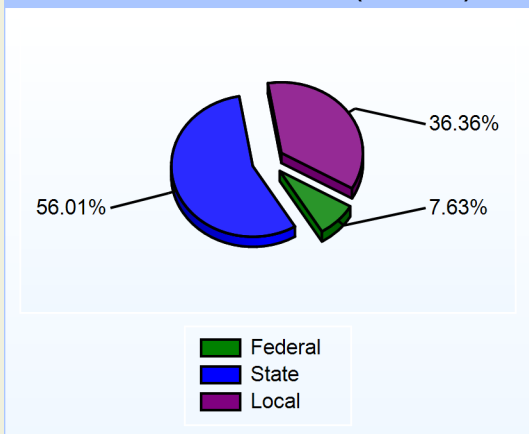
Other

Kuumba Academy excels at nurturing each student's learning style through a creative integration of academics and the arts. From its inception in 2001, Kuumba Academy has earned a reputation for success. We're a school with heart. Our hallways and classrooms are filled with professional teachers and experienced administrators who care. Passionate leadership is the key to unlocking potential at Kuumba Academy, where learning is a personal responsibility upheld by a nurturing staff. Kuumba Academy also knows that to be successful in the 21st Century, students must be skilled in the latest technology. Technical and computer skills are honed as part of our students' regular classroom instruction from kindergarten.

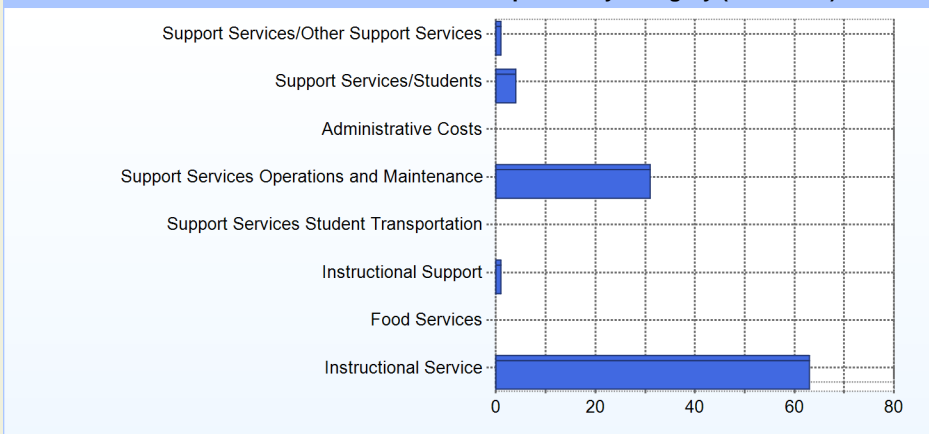
School Finances

District Expenditure per Pupil (2016-2017): \$11,027

District Sources of Revenue (2016-2017)



Percent District Allocation of Current Expenses by Category (2016-2017)

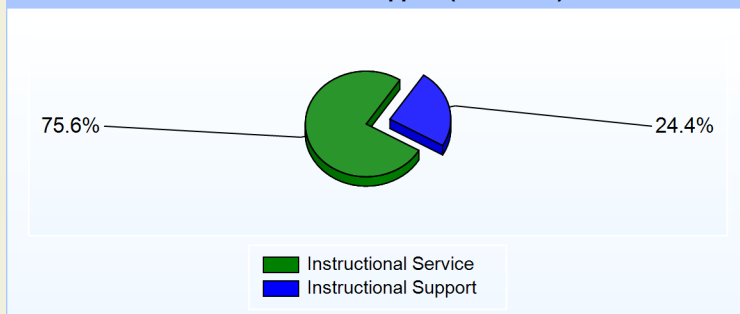


School Salary Allocation

Instructional Service	
2018	
Teachers	70.6%
Instructional Support	1.3%
Pupil Support	3.7%
Total	75.6%

Instructional Support	
2018	
Administration	10.8%
Secretaries	12.7%
Maintenance	0.9%
Total	24.4%

Instructional vs. Support (2017-2018)



For further information and detailed reports, visit

<http://profiles.doe.k12.de.us>

or contact your local school district office.

Glossary: <http://profiles.doe.k12.de.us/glossary.aspx>



Delaware Department of Education

John G. Townsend Building
401 Federal Street, Suite #2
Dover, Delaware, 19901 - 3639
Phone: (302) 735-4000