

District: Freire Charter School
Address: 201 West 14th Street, NULL, Wilmington DE 19801
Principal: Paul Ramirez
AYP: Not Applicable

Telephone: (302) 407-4800
Web: www.freirewilmington.org/

School Demographics

Fall Enrollment		
	2017	2018
Grade 8	133	110
Grade 9	130	149
Grade 10	59	94
Grade 11		58
Total	322	411

Enrollment by Race/Ethnicity		
	2017	2018
African American	71.4%	72.0%
American Indian	0.3%	0.5%
Asian	3.1%	1.9%
Hawaiian	0.3%	0.5%
Hispanic/Latino	7.1%	13.9%
White	15.8%	8.0%
Multi-Racial	1.9%	3.2%

Other Student Characteristics	
	2018
English Language Learner	2.4%
Low Income	51.6%
Special Education	19.0%
Enrolled for Full Year	100.0%

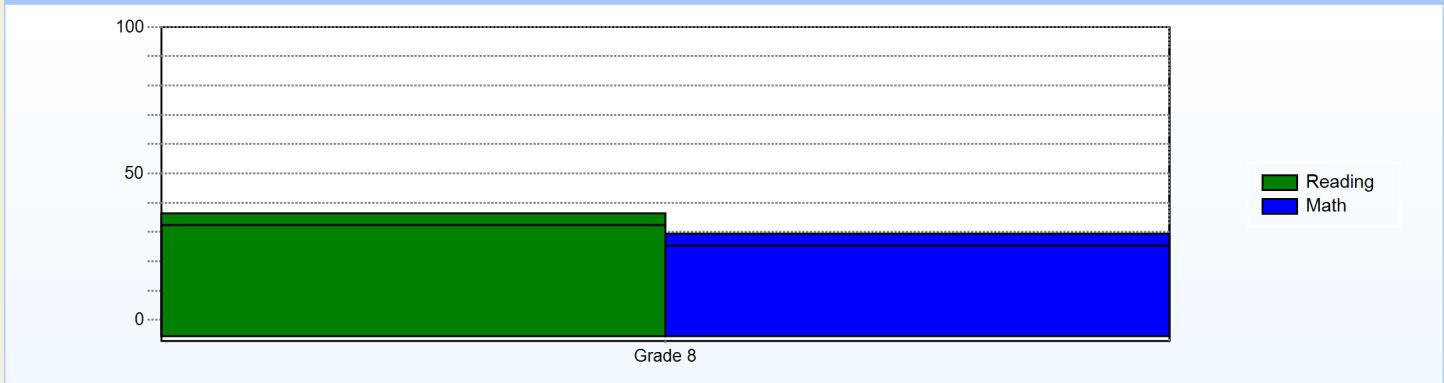
Recently Arrived ELL Students	
	2018
Number of Students Not Tested on ELA Assessment	0

School Promotion by Grade	
	2017
Grade 8	100.0%
Grade 9	98.5%
Grade 10	98.3%

No Data Available

Student Achievement

Percentage of Students Meeting State Standards (2017-2018)



Student - School Safety and Discipline


Number of Reported Offenses (2017-2018)

	<u>School</u>	<u>District</u>	<u>State</u>
School Crimes (Title 14, Delaware Code, §4112)	0	0	638
Department of Education (DOE) Offenses	25	25	12012
All School Safety Policy in Place	N/A		

Suspensions and Expulsions

	<u>2018</u>
Number of Suspensions	174
Number of Expulsions	0
Count of Students Suspended/Expelled	89
September 30 Enrollment	411
Percent of Students Suspended/Expelled	22%
District Percentage	22%
State Percentage	12%

Percent Days Present (2017-2018)



Our Staff

Number of Instructional Staff

	<u>2018</u>
Teachers	21
Pupil Support	6
Total	27

Staff by Race/Ethnicity

	<u>2018</u>
American Indian	0.0%
African American	40.7%
Asian American	3.7%
Hispanic	0.0%
White	55.6%

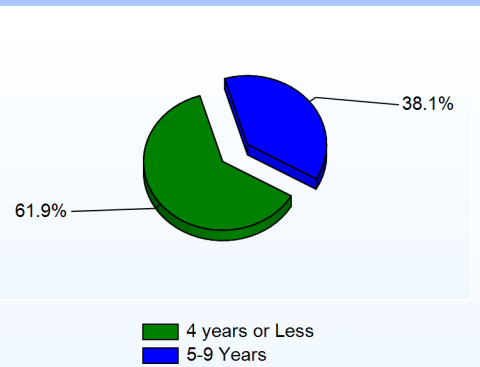
Staffing Ratios

	<u>2018</u>
Students Per Teacher	20
Students Per Administrator	82
Students Per Instructional Staff	20
Students Per Pupil Support Staff	69
School Staff Per Administrator	6

Education Level

	<u>2018</u>
Percent with Masters Degree and Above	55.6%

Years of Teaching Experience (2017-2018)



(-1-)

ELA

Math

ELA Goal

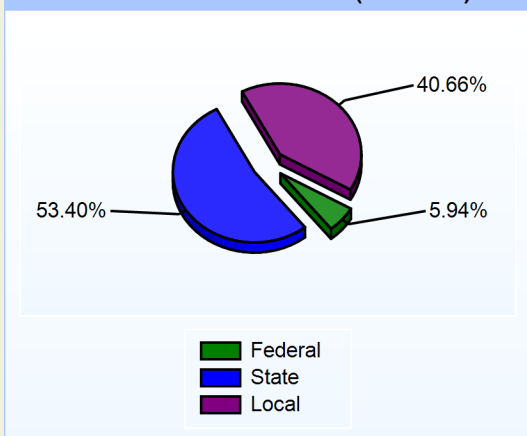
Math Goal



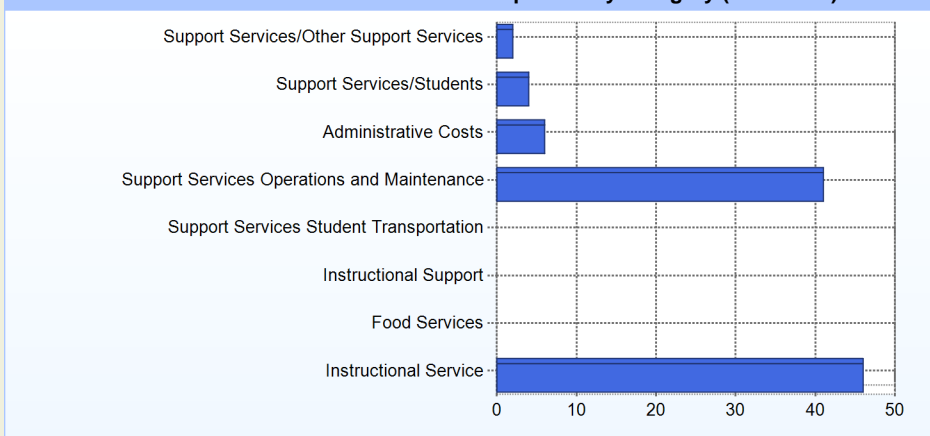
School Finances

District Expenditure per Pupil (2016-2017): \$12,988

District Sources of Revenue (2016-2017)



Percent District Allocation of Current Expenses by Category (2016-2017)

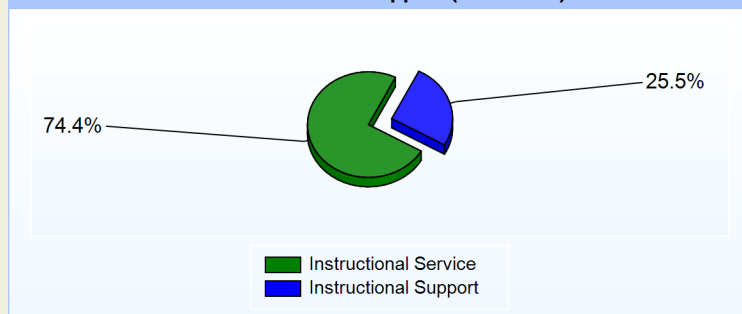


School Salary Allocation

Instructional Service	
2018	
Teachers	55.9%
Pupil Support	18.5%
Total	74.4%

Instructional Support	
2018	
Administration	19.1%
Secretaries	6.4%
Total	25.5%

Instructional vs. Support (2017-2018)



For further information and detailed reports, visit

<http://profiles.doe.k12.de.us>

or contact your local school district office.

Glossary: <http://profiles.doe.k12.de.us/glossary.aspx>



Delaware Department of Education

John G. Townsend Building
 401 Federal Street, Suite #2
 Dover, Delaware, 19901 - 3639
 Phone: (302) 735-4000