

District: Las Americas Aspira Academy
Address: 326 Ruthar Drive, Newark DE 19711
Principal: Margaret Lopez-Waite
AYP: Met

Telephone: (302) 292-1463
Web: www.aspiracademy.org/

School Demographics

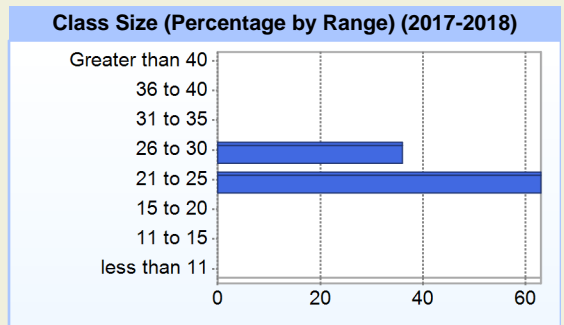
Fall Enrollment		
	2017	2018
Kindergarten	100	100
Grade 1	105	104
Grade 2	99	101
Grade 3	100	98
Grade 4	52	100
Grade 5	100	51
Grade 6	47	93
Grade 7	50	45
Grade 8	45	48
Total	698	740

Enrollment by Race/Ethnicity		
	2017	2018
African American	15.3%	13.1%
American Indian	0.1%	0.1%
Asian	2.1%	1.5%
Hawaiian	0.1%	0.1%
Hispanic/Latino	57.7%	60.3%
White	23.6%	23.9%
Multi-Racial	0.9%	0.9%

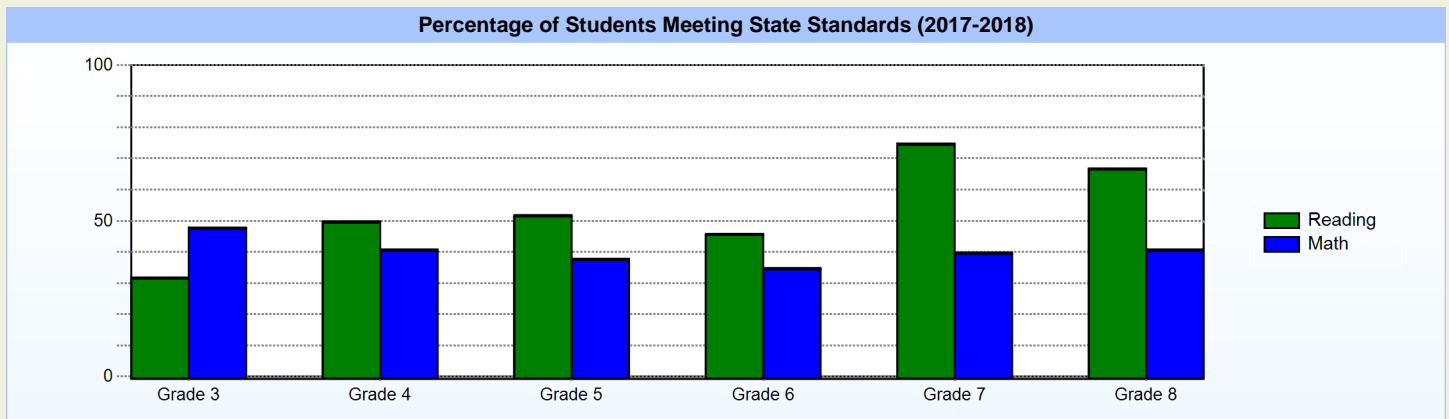
Other Student Characteristics	
	2018
English Language Learner	34.5%
Low Income	27.7%
Special Education	8.6%
Enrolled for Full Year	100.0%

School Promotion by Grade	
	2017
Kindergarten	96.0%
Grade 1	93.3%
Grade 2	100.0%
Grade 3	100.0%
Grade 4	100.0%
Grade 5	100.0%
Grade 6	100.0%
Grade 7	100.0%
Grade 8	100.0%

Recently Arrived ELL Students	
	2018
Number of Students Not Tested on ELA Assessment	0



Student Achievement



Exemplary Programs

Vision Statement: Las Américas ASPIRA Academy – A fellowship of learners building culturally-inclusive communities.

Mission Statement: To educate and empower each student to realize their full potential and positively impact their communities.

Core Values: Dual Language Learning, Experiential Learning (project-based), Partnership/Collaboration, Character Development

Exemplary Programs

- Dual Language: K-5 Dual Language Immersion Program. Middle School Dual Language Immersion Continuation Model
- Mastery Learning and Assessment (K-5): Implementation of Common Core, NGSS and DE Content Standards in a competency-based learning model.
- Social Curriculum: School-wide implementation of the Responsive Classroom Approach.
- Blended Learning Initiative: 1:1 iPads in grades K-2; 1:1 Chromebooks in Grades 3-8.
- Personalized Learning Pilot (3rd-5th Grade): Leveraging the power of technology to empower students, teachers, and families to all work together towards students' individ

Student - School Safety and Discipline


Number of Reported Offenses (2017-2018)

	<u>School</u>	<u>District</u>	<u>State</u>
School Crimes (Title 14, Delaware Code, §4112)	0	0	638
Department of Education (DOE) Offenses	48	48	12012
All School Safety Policy in Place	N/A		

Suspensions and Expulsions

	<u>2018</u>
Number of Suspensions	91
Number of Expulsions	0
Count of Students Suspended/Expelled	60
September 30 Enrollment	740
Percent of Students Suspended/Expelled	8%
District Percentage	8%
State Percentage	12%

Percent Days Present (2017-2018)



Our Staff

Number of Instructional Staff

	<u>2018</u>
Teachers	54
Instructional Support	8
Pupil Support	2
Total	64

Staff by Race/Ethnicity

	<u>2018</u>
American Indian	0.0%
African American	13.8%
Asian American	1.5%
Hispanic	24.6%
White	60.0%

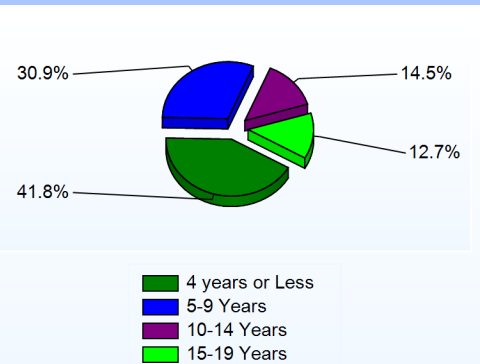
Staffing Ratios

	<u>2018</u>
Students Per Teacher	14
Students Per Administrator	106
Students Per Instructional Staff	12
Students Per Pupil Support Staff	370
School Staff Per Administrator	13

Education Level

	<u>2018</u>
Percent with Masters Degree and Above	58.5%
Percent Holding National Board for Professional Teaching Standards	1.8%

Years of Teaching Experience (2017-2018)



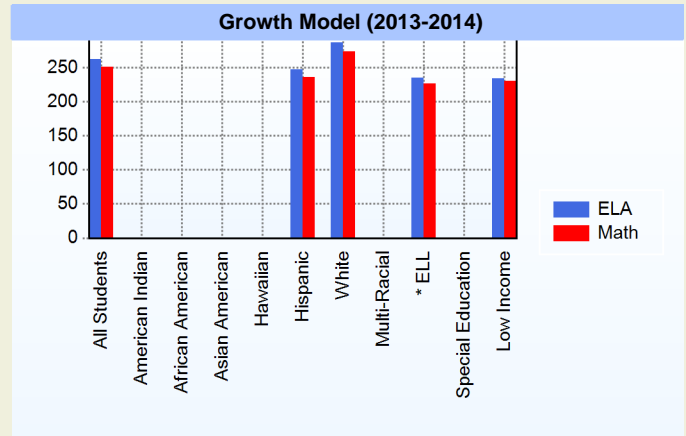
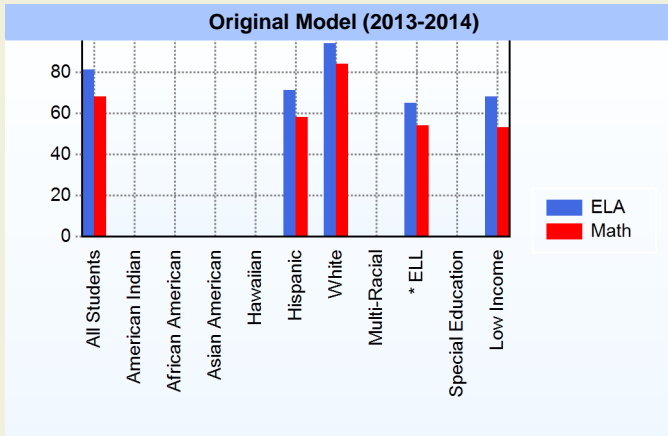
Curriculum Highlights

Exemplary Programs

- Dual Language: K-5 Dual Language Immersion Program. Middle School Dual Language Immersion Continuation Model
- Mastery Learning and Assessment (K-5): Implementation of Common Core, NGSS and DE Content Standards in a competency-based learning model.
- Social Curriculum: School-wide implementation of the Responsive Classroom Approach.
- Blended Learning Initiative: 1:1 iPads in grades K-2; 1:1 Chromebooks in Grades 3-8.
- Personalized Learning Pilot (3rd-5th Grade): Leveraging the power of technology to empower students, teachers, and families to all work together towards students' individualized learning goals.

AYP

Only groups with greater than 40 students are reported



* English Language Learner

* English Language Learner

% Test Participation (2013-2014)

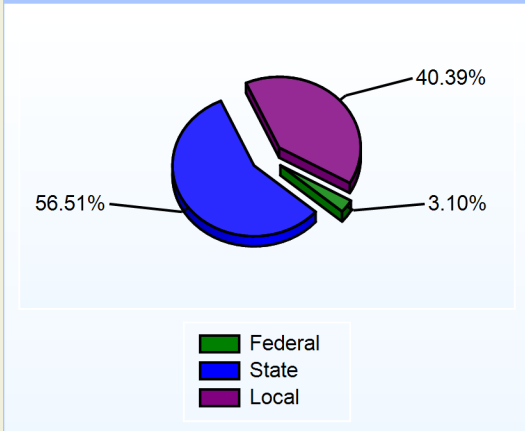
	ELA	Math	ELA Goal	Math Goal
All Students	100	100	95	95
American Indian	*	*	95	95
African American	*	*	95	95
Asian American	*	*	95	95
Hawaiian	*	*	95	95
Hispanic	99	100	95	95
White	100	100	95	95
Multi-Racial	*	*	95	95
English Language Learner	98	100	95	95
Special Education	*	*	95	95
Low Income	100	100	95	95



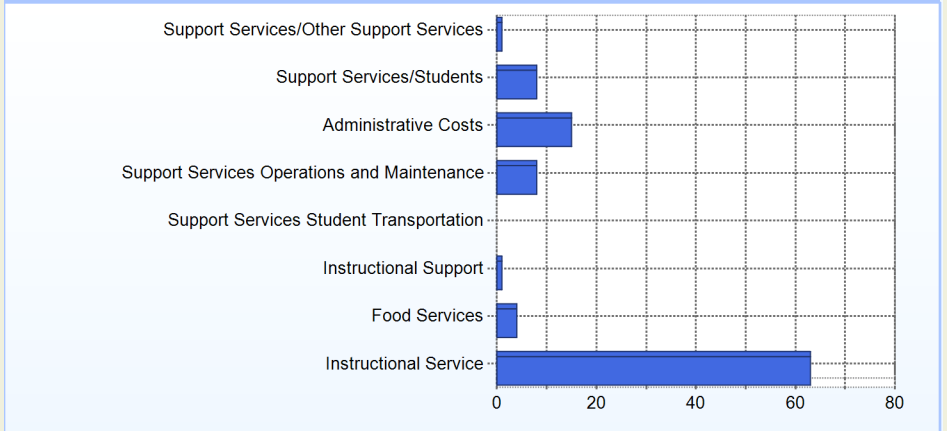
School Finances

District Expenditure per Pupil (2016-2017): \$12,726

District Sources of Revenue (2016-2017)



Percent District Allocation of Current Expenses by Category (2016-2017)

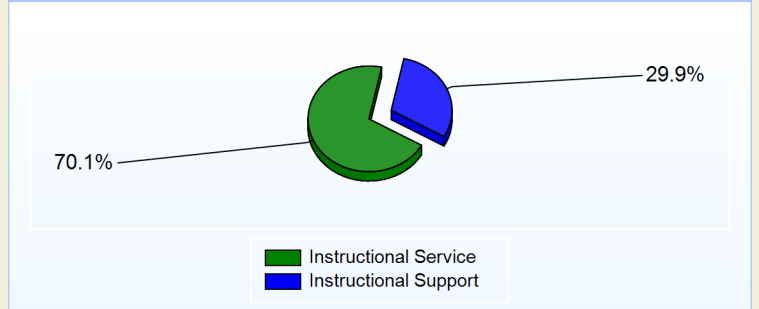


School Salary Allocation

Instructional Service	
2018	
Teachers	61.3%
Instructional Support	6.3%
Pupil Support	2.5%
Total	70.1%

Instructional Support	
2018	
Administration	11.7%
Secretaries	9.6%
Food Services	2.4%
Maintenance	6.2%
Total	29.9%

Instructional vs. Support (2017-2018)



For further information and detailed reports, visit

<http://profiles.doe.k12.de.us>

or contact your local school district office.

Glossary: <http://profiles.doe.k12.de.us/glossary.aspx>



Delaware Department of Education

John G. Townsend Building
401 Federal Street, Suite #2
Dover, Delaware, 19901 - 3639
Phone: (302) 735-4000