

District: Charter School of New Castle
Address: 170 Lukens Drive, New Castle DE 19720
Principal: Aaron Bass
AYP: Met

Telephone: (302) 324-8901
Web: www.familyfoundationsacademy.org/

School Demographics

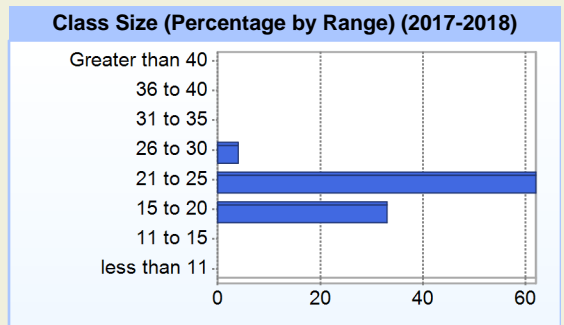
Fall Enrollment		
	2017	2018
Kindergarten	76	94
Grade 1	103	75
Grade 2	105	97
Grade 3	81	98
Grade 4	101	73
Grade 5	75	94
Grade 6	80	83
Grade 7	66	80
Grade 8	72	57
Total	759	751

Enrollment by Race/Ethnicity		
	2017	2018
African American	81.7%	81.2%
American Indian	0.8%	0.7%
Asian	1.3%	1.1%
Hawaiian	0.7%	0.5%
Hispanic/Latino	9.7%	10.8%
White	5.1%	4.3%
Multi-Racial	0.7%	1.5%

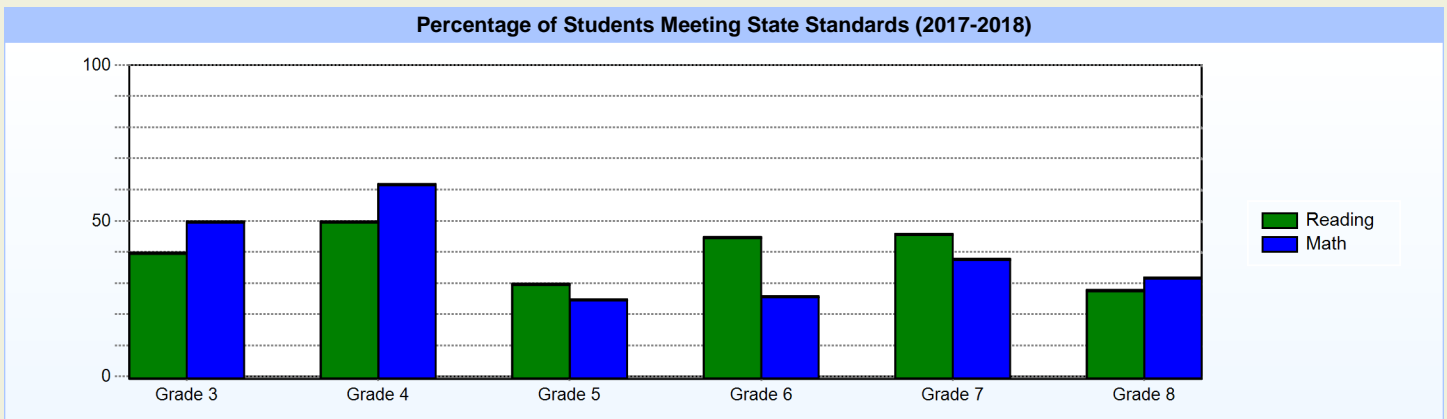
Other Student Characteristics	
	2018
English Language Learner	2.9%
Low Income	54.2%
Special Education	9.1%
Enrolled for Full Year	100.0%

School Promotion by Grade	
	2017
Kindergarten	98.7%
Grade 1	99.0%
Grade 2	99.0%
Grade 3	100.0%
Grade 4	100.0%
Grade 5	96.0%
Grade 6	98.8%
Grade 7	100.0%
Grade 8	100.0%

Recently Arrived ELL Students	
	2018
Number of Students Not Tested on ELA Assessment	2



Student Achievement



Exemplary Programs

Charter School of New Castle is a K-8 institution serving approximately 800 students. We are dedicated to acknowledging the learning differences of each individual child and nurturing the uniqueness of each family structure. We offer rigorous instruction directly aligned to the Common Core State Standards. One of our distinctive features is a targeted focus on reading, math and character development. Within our daily structure, we have created routine systems which allow additional instructional time in these focus areas. Additionally, we have two counselors who monitor and oversee the social and emotional needs of all students. We are committed to ensuring that students receive both the academic and personal skills needed to be college and career ready. We believe that the key to success is establishing clear systems and routines. From arrival to dismissal, students are expected to maintain the expectations of a guiding structured environment.

Student - School Safety and Discipline


Number of Reported Offenses (2017-2018)

	<u>School</u>	<u>District</u>	<u>State</u>
School Crimes (Title 14, Delaware Code, §4112)	0	0	638
Department of Education (DOE) Offenses	57	57	12012
All School Safety Policy in Place	Yes		

Suspensions and Expulsions

	<u>2018</u>
Number of Suspensions	208
Number of Expulsions	0
Count of Students Suspended/Expelled	92
September 30 Enrollment	751
Percent of Students Suspended/Expelled	12%
District Percentage	12%
State Percentage	12%

Percent Days Present (2017-2018)



Our Staff

Number of Instructional Staff

	<u>2018</u>
Teachers	44
Instructional Support	2
Pupil Support	10
Total	56

Staff by Race/Ethnicity

	<u>2018</u>
American Indian	0.0%
African American	44.6%
Asian American	1.8%
Hispanic	1.8%
White	51.8%

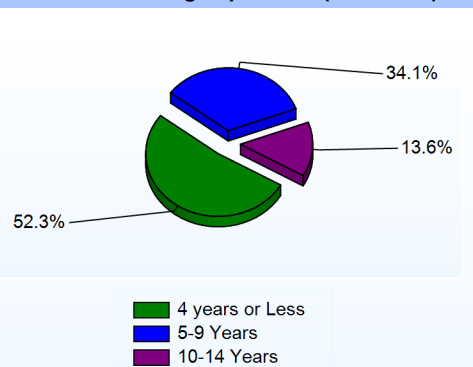
Staffing Ratios

	<u>2018</u>
Students Per Teacher	17
Students Per Administrator	107
Students Per Instructional Staff	16
Students Per Pupil Support Staff	75
School Staff Per Administrator	9

Education Level

	<u>2018</u>
Percent with Masters Degree and Above	39.3%
Percent Holding National Board for Professional Teaching Standards	2.0%

Years of Teaching Experience (2017-2018)



Curriculum Highlights

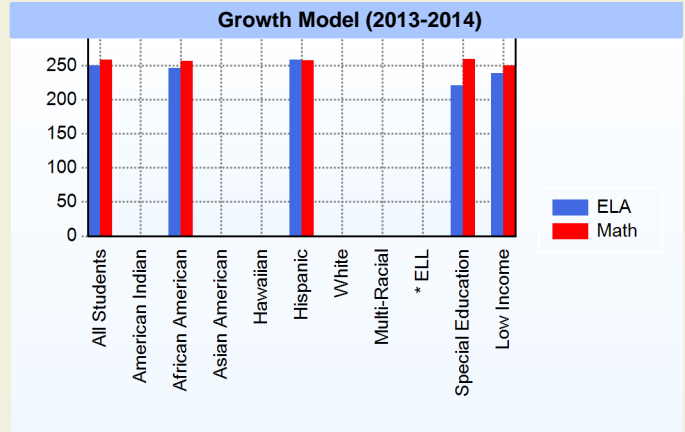
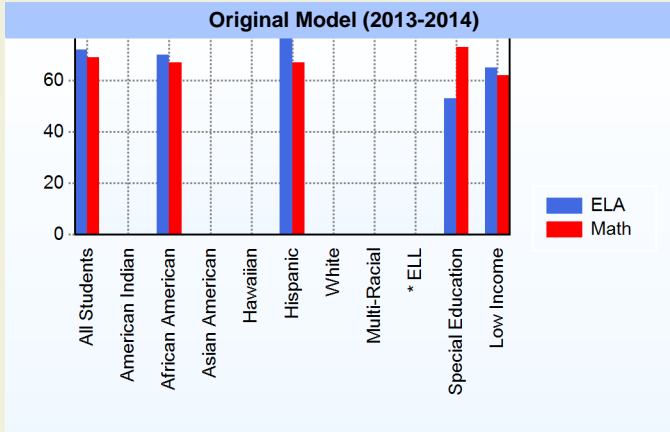
As we prepare our students for success in high school and college, we have a very student-centered curriculum that is aligned to the Common Core Standards. Our teachers use the EngageNY curriculum for grades K-5 for math and K-8 for reading. SpringBoard Math is used for grades 6-8.

We also have the following extracurricular activities:

Monarch Cheerleaders (state champions), National Elementary and Junior Honor Society, Student Council, BPA (Business Professionals of America), LeadAmerica (leadership workshop for students attended at ivy league colleges and universities), Boy Scouts, National Handwriting Champions (recognized by President Obama), Honors Programs (grades 3-8 for all subjects ELA, Math, Science, and Social Studies), Brainchild (on-line learning environment for practice and application), Character Counts (positive school climate program based on Six Pillars of character; Trustworthiness, Respect, Responsibility, Fairness, Caring, and Citizenship).

AYP

Only groups with greater than 40 students are reported



* English Language Learner

* English Language Learner

% Test Participation (2013-2014)

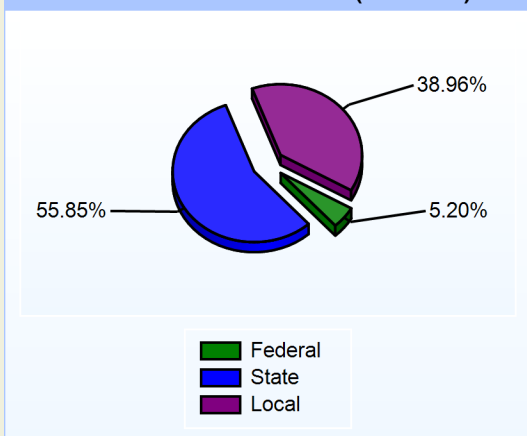
	<u>ELA</u>	<u>Math</u>	<u>ELA Goal</u>	<u>Math Goal</u>
All Students	100	100	95	95
American Indian	*	*	95	95
African American	100	100	95	95
Asian American	*	*	95	95
Hawaiian	*	*	95	95
Hispanic	97	100	95	95
White	*	*	95	95
Multi-Racial	*	*	95	95
English Language Learner	*	*	95	95
Special Education	97	100	95	95
Low Income	99	100	95	95



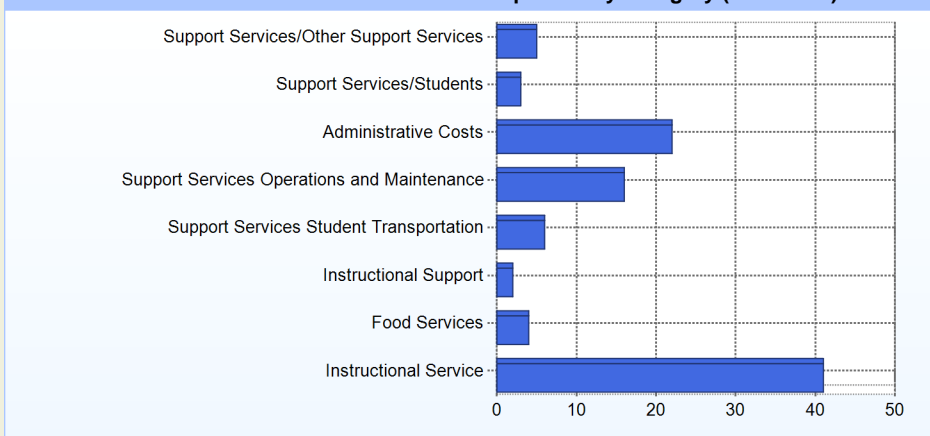
School Finances

District Expenditure per Pupil (2016-2017): \$13,391

District Sources of Revenue (2016-2017)



Percent District Allocation of Current Expenses by Category (2016-2017)



School Salary Allocation

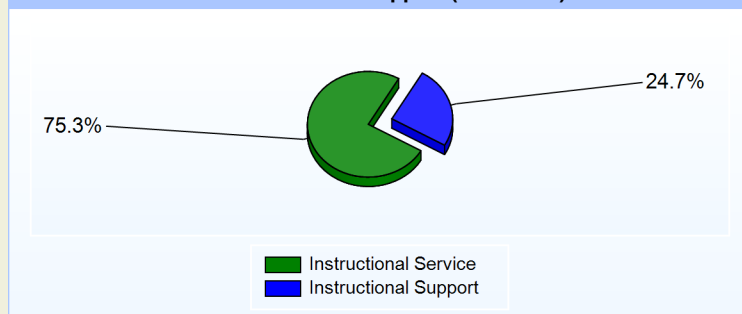
Instructional Service

	2018
Teachers	61.1%
Instructional Support	3.2%
Pupil Support	11.0%
Total	75.3%

Instructional Support

	2018
Administration	16.4%
Secretaries	5.4%
Food Services	0.4%
Maintenance	2.5%
Total	24.7%

Instructional vs. Support (2017-2018)



For further information and detailed reports, visit

<http://profiles.doe.k12.de.us>

or contact your local school district office.

Glossary: <http://profiles.doe.k12.de.us/glossary.aspx>



Delaware Department of Education

John G. Townsend Building
 401 Federal Street, Suite #2
 Dover, Delaware, 19901 - 3639
 Phone: (302) 735-4000