

District: Family Foundations Academy
Address: 1101 Delaware Street, New Castle DE 19720
Principal: Dr. Tennell Brewington
AYP: Met

Telephone: (302) 324-8901
Web: www.familyfoundationsacademy.org/

School Demographics

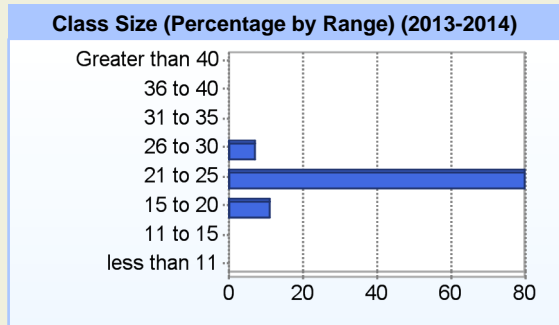
Fall Enrollment		
	2013	2014
Kindergarten	120	137
Grade 1	97	123
Grade 2	95	102
Grade 3	67	94
Grade 4	85	74
Grade 5	72	76
Grade 6	84	61
Grade 7	87	83
Grade 8	52	75
Total	759	825

Enrollment by Race/Ethnicity		
	2013	2014
African American	72.5%	77.5%
American Indian	0.5%	0.5%
Asian	2.0%	1.3%
Hawaiian	0.5%	0.4%
Hispanic/Latino	19.8%	16.2%
White	4.6%	4.1%
Multi-Racial	0.1%	

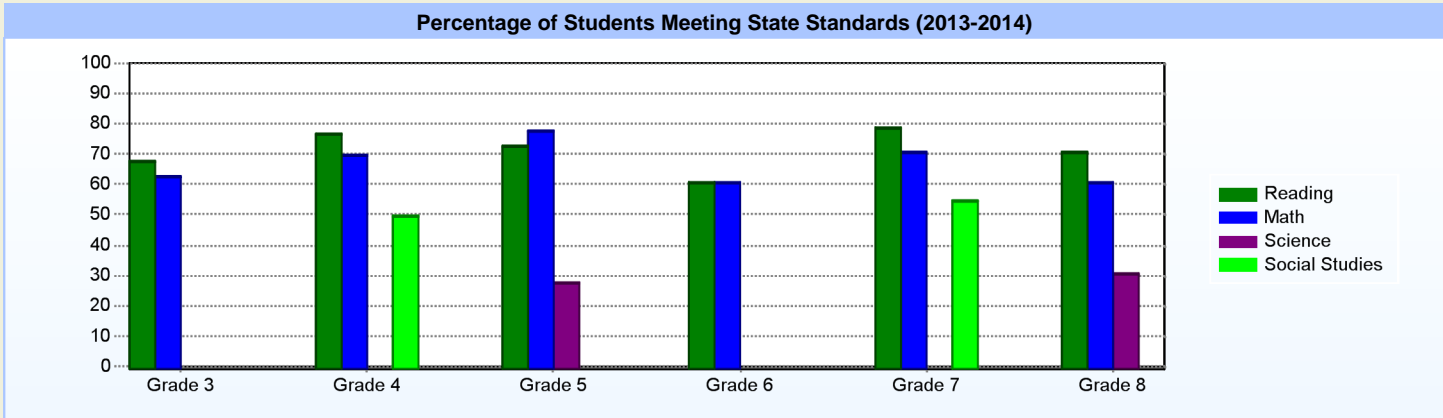
Other Student Characteristics		
	2013	2014
English Language Learner	0.9%	1.9%
Low Income	75.2%	49.9%
Special Education	5.8%	5.9%
Enrolled for Full Year	97.1%	N/A

School Promotion by Grade	
	2013
Kindergarten	93.3%
Grade 1	96.9%
Grade 2	97.9%
Grade 3	98.5%
Grade 4	96.5%
Grade 5	100.0%
Grade 6	100.0%
Grade 7	98.9%
Grade 8	100.0%

Recently Arrived ELL Students	
	2014
Number of Students Not Tested on ELA Assessment	0



Student Achievement



Exemplary Programs

Family Foundations Academy Charter School has grown from 230 students to over 750. We started with grades 1-3 and currently serve grades K - 8. We are proud of our growth and signature programs at our schools. They are:

Monarch Cheerleaders (state champions), National Elementary and Junior Honor Society, Student Council, BPA (Business Professionals of America), LeadAmerica (leadership workshop for students attended at ivy league colleges and universities), Boy Scouts, National Handwriting Champions (recognized by President Obama), Honors Programs (grades 3-8 for all subjects ELA, Math, Science, and Social Studies), Brainchild (on-line learning environment for practice and application), Character Counts (positive school climate program based on Six Pillars of character; Trustworthiness, Respect, Responsibility, Fairness, Caring, and Citizenship), and National Forensic League (Speech and Debate Honor Society).

Student - School Safety and Discipline


Number of Reported Offenses (2013-2014)

	<u>School</u>	<u>District</u>	<u>State</u>
School Crimes (Title 14, Delaware Code, §4112)	4	4	624
Department of Education (DOE) Offenses	93	93	9583
All School Safety Policy in Place	Yes		

Suspensions and Expulsions

	<u>2014</u>
Number of Suspensions	218
Number of Expulsions	1
Count of Students Suspended/Expelled	116
September 30 Enrollment	825
Percent of Students Suspended/Expelled	14%
District Percentage	14%
State Percentage	13%

Percent Days Present (2013-2014)



Our Staff

Number of Instructional Staff

	<u>2014</u>
Teachers	46
Pupil Support	10
Total	56

Staff by Race/Ethnicity

	<u>2014</u>
American Indian	0.0%
African American	53.6%
Asian American	1.8%
Hispanic	3.6%
White	41.1%

Staffing Ratios

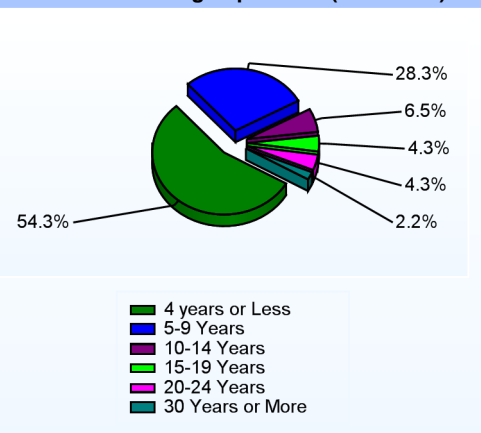
	<u>2014</u>
Students Per Teacher	18
Students Per Administrator	138
Students Per Instructional Staff	18
Students Per Pupil Support Staff	83
School Staff Per Administrator	12

Staff Qualifications

Percentage of Classes Taught by Highly Qualified Teachers (2013-2014)

	<u>Total Classes</u>	<u>% Highly Qualified</u>	<u>% Not Highly Qualified</u>
English	8	100.0%	0.0%
Arts	2	100.0%	0.0%
Foreign Languages	1	100.0%	0.0%
Science	12	100.0%	0.0%
Mathematics	8	100.0%	0.0%
Social Studies	12	100.0%	0.0%
Elementary General	27	77.8%	22.2%

Years of Teaching Experience (2013-2014)



Education Level

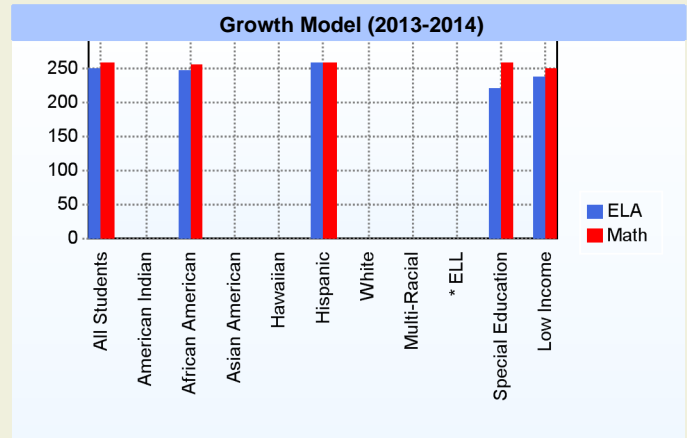
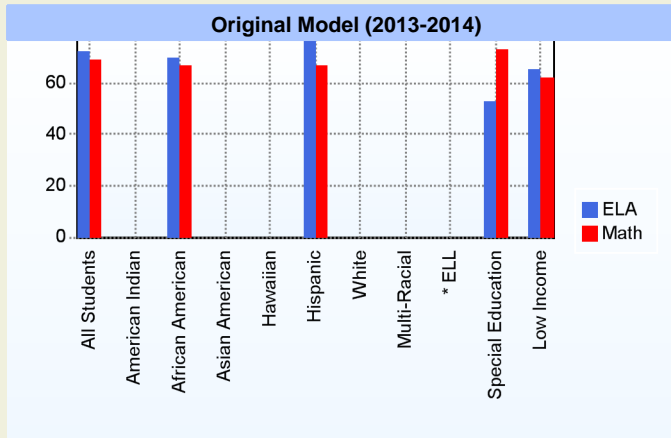
	<u>2014</u>
Percent with Masters Degree and Above	37.5%
Percent Holding National Board for Professional Teaching Standards	2.1%

Curriculum Highlights

Family Foundations Academy has adopted new curriculums to meet the demand and expectations of the common core standards. We have Treasures from McGraw-Hill for our elementary students and Go Math from Houghton Mifflin. We have Springboard College Readiness program and Big Ideas Math for our middle school students. Our middle school program is purposely delivered with rigor and higher order thinking abilities for students. After school programs will focus on continued academic enrichment for students.

AYP

Only groups with greater than 40 students are reported



* English Language Learner

* English Language Learner

% Test Participation (2013-2014)

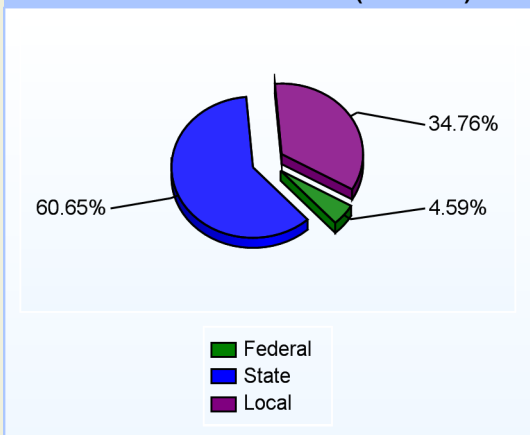
	<u>ELA</u>	<u>Math</u>	<u>ELA Goal</u>	<u>Math Goal</u>
All Students	100	100	95	95
American Indian	*	*	95	95
African American	100	100	95	95
Asian American	*	*	95	95
Hawaiian	*	*	95	95
Hispanic	97	100	95	95
White	*	*	95	95
Multi-Racial	*	*	95	95
English Language Learner	*	*	95	95
Special Education	97	100	95	95
Low Income	99	100	95	95



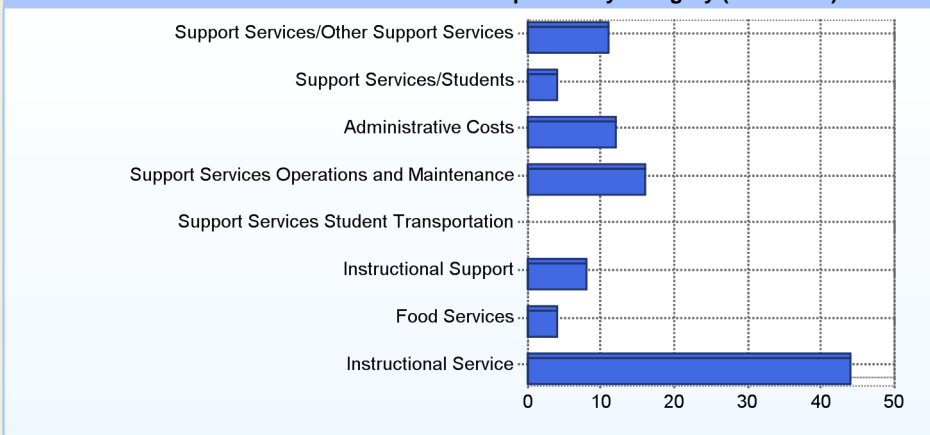
School Finances

District Expenditure per Pupil (2012-2013): \$9,757

District Sources of Revenue (2012-2013)



Percent District Allocation of Current Expenses by Category (2012-2013)



School Salary Allocation

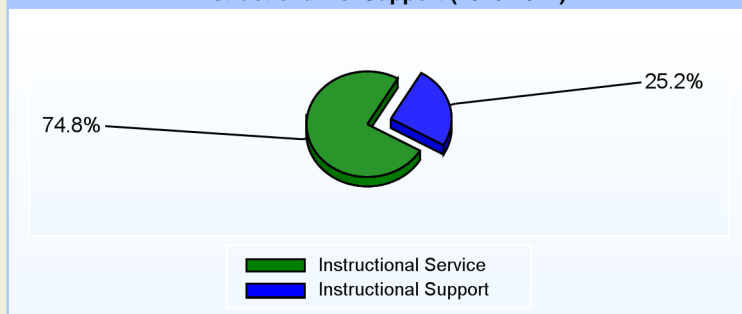
Instructional Service

	2014
Teachers	61.1%
Pupil Support	13.7%
Total	74.8%

Instructional Support

	2014
Administration	13.6%
Secretaries	3.1%
Food Services	3.8%
Maintenance	4.7%
Total	25.2%

Instructional vs. Support (2013-2014)



For further information and detailed reports, visit

<http://profiles.doe.k12.de.us>

or contact your local school district office.

Glossary: <http://profiles.doe.k12.de.us/glossary.aspx>



Delaware Department of Education

John G. Townsend Building
 401 Federal Street, Suite #2
 Dover, Delaware, 19901 - 3639
 Phone: (302) 735-4000