

District: Moyer (Maurice J.) Academy
Address: 610 East 17th Street, Wilmington DE 19802
Principal: Alana Walls
AYP: Not Met

Telephone: (302) 428-9501
Web: www.thenewmoyeracademy.com/

School Demographics

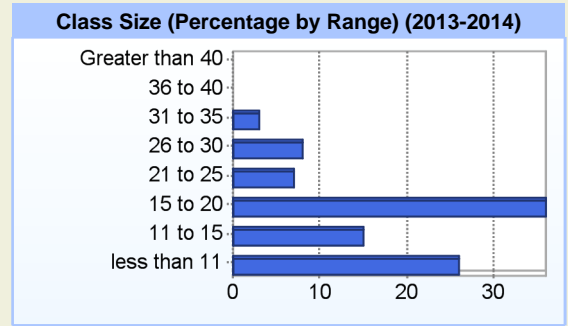
Fall Enrollment		
	2013	2014
Grade 6	21	34
Grade 7	29	33
Grade 8	47	29
Grade 9	37	62
Grade 10	20	41
Grade 11	8	13
Grade 12	20	15
Total	182	227

Enrollment by Race/Ethnicity		
	2013	2014
African American	89.6%	88.5%
American Indian		0.4%
Asian		0.4%
Hispanic/Latino	8.2%	7.5%
White	1.6%	2.2%
Multi-Racial	0.5%	0.9%

Other Student Characteristics		
	2013	2014
English Language Learner	0.5%	2.2%
Low Income	99.5%	78.4%
Special Education	31.9%	31.3%
Enrolled for Full Year	85.7%	N/A

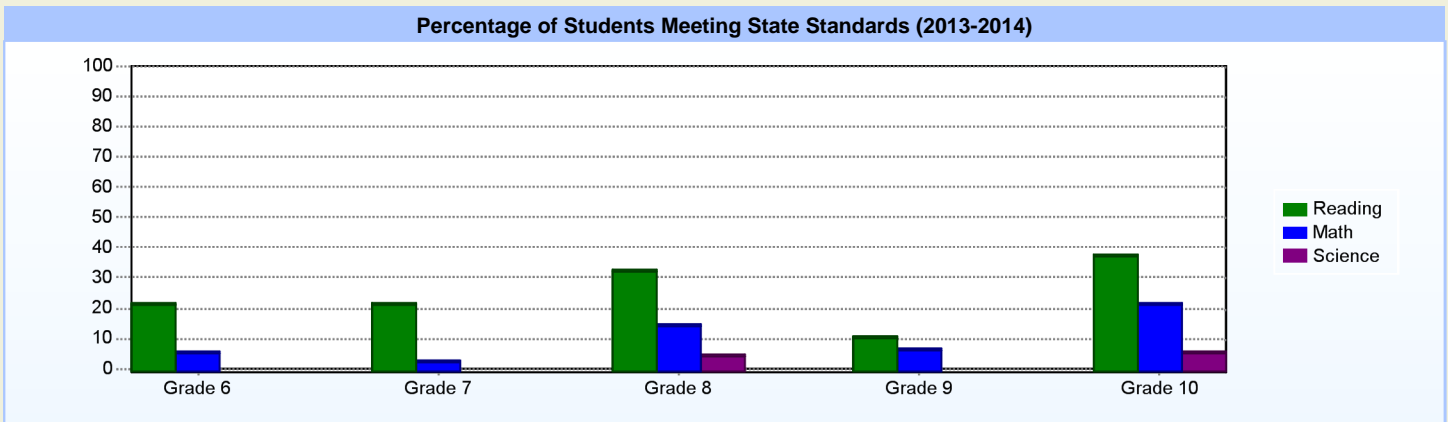
School Promotion by Grade	
	2013
Grade 6	100.0%
Grade 7	100.0%
Grade 8	100.0%
Grade 9	62.2%
Grade 10	85.0%
Grade 11	87.5%
Grade 12	85.0%

Recently Arrived ELL Students	
	2014
Number of Students Not Tested on ELA Assessment	0



Student Achievement

SAT: Average Scores for the Class of (2012-2013)				
	School	District	State	National
Math	310	310	434	514
Critical Reading	319	319	423	496
Writing	324	324	418	488
Total	953	953	1,275	1,498



Exemplary Programs

Moyer Academy continues to grow its academic and extracurricular programs. We have our National Honor Society (HS/MS), College Opportunities (college assistance programs) Student Assistant Program and Success Program (for older students). Moyer Academy has partnered with Del-Tech College, where students who qualify will be able to take college courses during their 11th and 12th grade years with financial assistance from Moyer Academy. We direct students to Del-State University's Early Bird Program. We are partnering with local medical service provider for career pathway opportunities.

Student - School Safety and Discipline

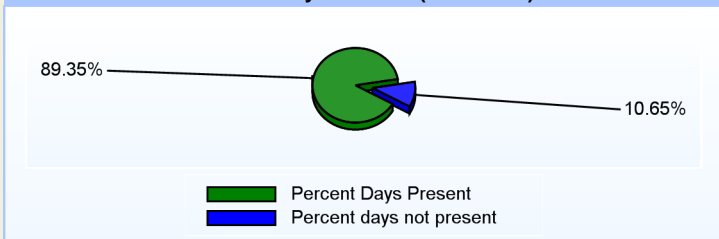
Number of Reported Offenses (2013-2014)

	<u>School</u>	<u>District</u>	<u>State</u>
School Crimes (Title 14, Delaware Code, §4112)	13	13	624
Department of Education (DOE) Offenses	92	92	9583
All School Safety Policy in Place	Yes		

Suspensions and Expulsions

	<u>2014</u>
Number of Suspensions	338
Number of Expulsions	5
Count of Students Suspended/Expelled	138
September 30 Enrollment	227
Percent of Students Suspended/Expelled	61%
District Percentage	61%
State Percentage	13%

Percent Days Present (2013-2014)



Our Staff

Number of Instructional Staff

	<u>2014</u>
Teachers	14
Instructional Support	7
Pupil Support	4
Total	25

Staff by Race/Ethnicity

	<u>2014</u>
American Indian	0.0%
African American	84.0%
Asian American	0.0%
Hispanic	0.0%
White	16.0%

Staffing Ratios

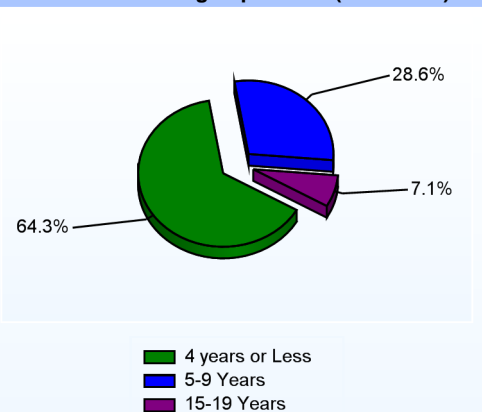
	<u>2014</u>
Students Per Teacher	16
Students Per Administrator	57
Students Per Instructional Staff	11
Students Per Pupil Support Staff	57
School Staff Per Administrator	8

Staff Qualifications

Percentage of Classes Taught by Highly Qualified Teachers (2013-2014)

	<u>Total Classes</u>	<u>% Highly Qualified</u>	<u>% Not Highly Qualified</u>
English	9	100.0%	0.0%
Reading/ Language Arts	1	0.0%	100.0%
Arts	18	100.0%	0.0%
Science	6	0.0%	100.0%
Mathematics	9	0.0%	100.0%
Social Studies	4	100.0%	0.0%
History	5	100.0%	0.0%
Elementary General	2	100.0%	0.0%

Years of Teaching Experience (2013-2014)



Education Level

	<u>2014</u>
Percent with Masters Degree and Above	32.0%
Percent Holding National Board for Professional Teaching Standards	0.0%

Curriculum Highlights

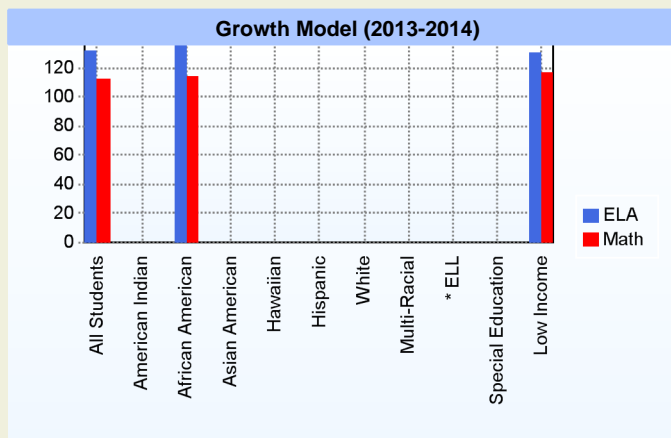
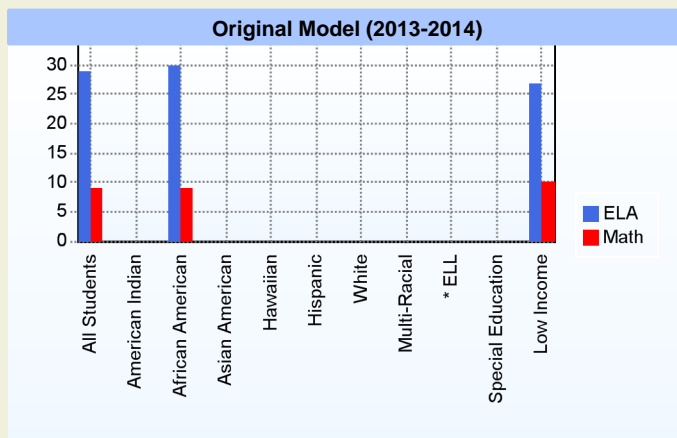
Moyer Academy is proud to present its Honors Elective Courses Program. Moyer offers high level high school courses to students evidencing the ability, motivation and work ethic to master the work. Courses are American Government, Art Appreciation, Criminal Justice, Financial Literacy, Medical Concepts/ Research Methods and Nutrition/ Exercise.

Graduation Rate - ESEA 4 Year Adjusted

	2012	2013
	ESEA	ESEA
All Students	40.0%	40.5%
African American	40.0%	43.8%
Hispanic	0.0%	20.0%
Special Education	41.7%	53.8%
Low Income	41.4%	41.7%

AYP

Only groups with greater than 40 students are reported



* English Language Learner

* English Language Learner

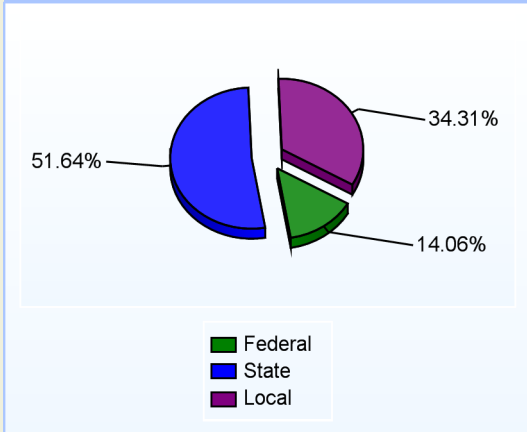
% Test Participation (2013-2014)

	ELA	Math	ELA Goal	Math Goal
All Students	93	99	95	95
American Indian	*	*	95	95
African American	92	99	95	95
Asian American	*	*	95	95
Hawaiian	*	*	95	95
Hispanic	*	*	95	95
White	*	*	95	95
Multi-Racial	*	*	95	95
English Language Learner	*	*	95	95
Special Education	83	*	95	95
Low Income	93	99	95	95

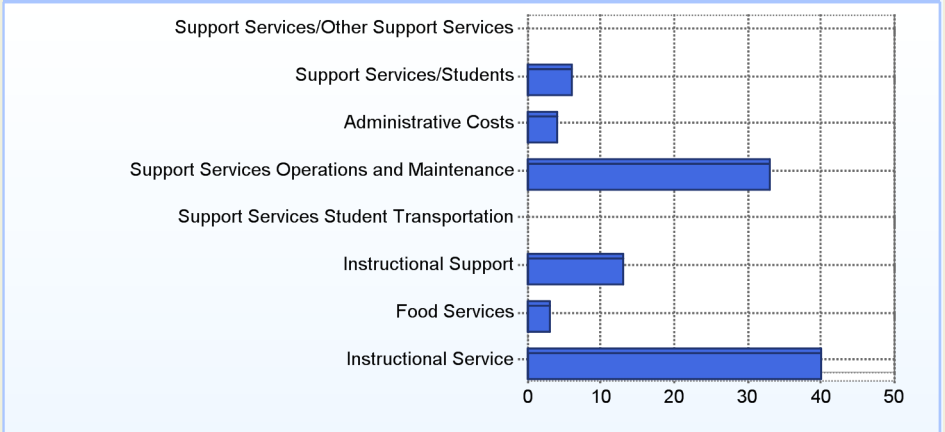
School Finances

District Expenditure per Pupil (2012-2013): \$14,492

District Sources of Revenue (2012-2013)



Percent District Allocation of Current Expenses by Category (2012-2013)

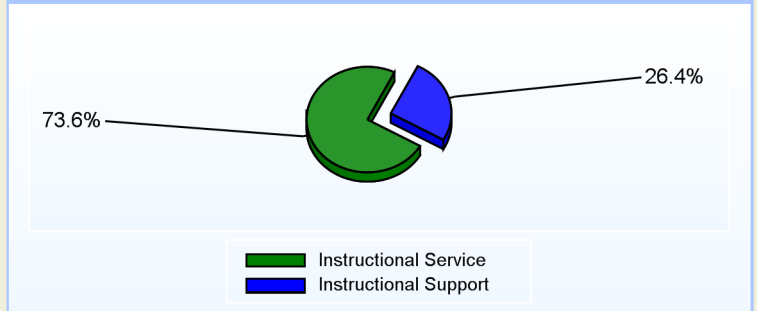


School Salary Allocation

Instructional Service	
	2014
Teachers	43.9%
Instructional Support	15.9%
Pupil Support	13.8%
Total	73.6%

Instructional Support	
	2014
Administration	13.6%
Secretaries	3.3%
Food Services	2.8%
Maintenance	2.2%
Not Classified	4.5%
Total	26.4%

Instructional vs. Support (2013-2014)



For further information and detailed reports, visit

<http://profiles.doe.k12.de.us>

or contact your local school district office.

Glossary: <http://profiles.doe.k12.de.us/glossary.aspx>



Delaware Department of Education

John G. Townsend Building
 401 Federal Street, Suite #2
 Dover, Delaware, 19901 - 3639
 Phone: (302) 735-4000