

District: MOT Charter School
Address: 1156 Levels Road, Middletown DE 19709
Principal: Linda Jennings
AYP: Met

Telephone: (302) 376-5125
Web: www.motcharter.com

School Demographics

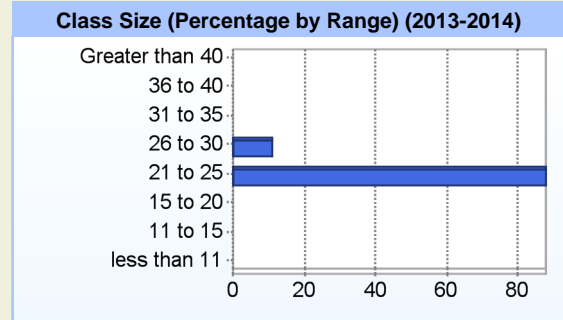
Fall Enrollment		
	2013	2014
Kindergarten	78	75
Grade 1	75	75
Grade 2	75	75
Grade 3	75	75
Grade 4	75	75
Grade 5	76	79
Grade 6	76	75
Grade 7	75	75
Grade 8	75	75
Total	680	679

Enrollment by Race/Ethnicity		
	2013	2014
African American	12.5%	13.8%
Asian	8.1%	8.7%
Hawaiian	0.3%	0.3%
Hispanic/Latino	5.3%	6.0%
White	73.8%	71.1%

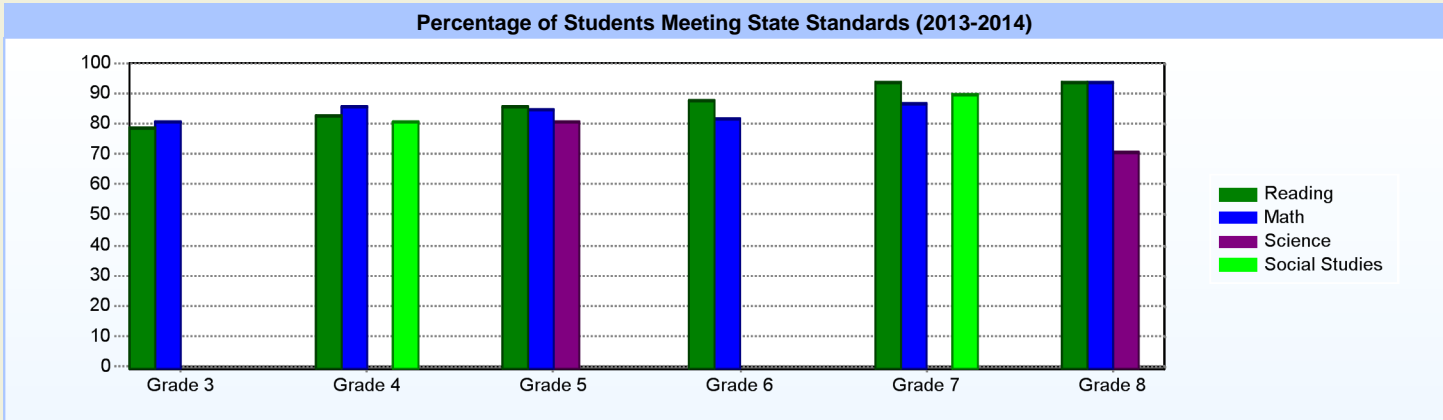
School Promotion by Grade	
	2013
Kindergarten	97.4%
Grade 1	100.0%
Grade 2	100.0%
Grade 3	100.0%
Grade 4	100.0%
Grade 5	98.7%
Grade 6	100.0%
Grade 7	100.0%
Grade 8	100.0%

Other Student Characteristics		
	2013	2014
English Language Learner	1.9%	1.3%
Low Income	9.9%	4.9%
Special Education	5.3%	5.9%
Enrolled for Full Year	97.6%	N/A

Recently Arrived ELL Students	
	2014
Number of Students Not Tested on ELA Assessment	0



Student Achievement



Exemplary Programs

Family Involvement: Family involvement is critical to student academic success. We provide many opportunities for families to participate in school life. Parents are welcome in the school any time and many families partner with the classroom teachers. We also organize school-wide events for families. We host a spring kindergarten orientation and a parent education series. Academic nights keep parents connected to our curricular programs and academic expectations. These nights, along with science fairs, math nights, and music concerts showcase academic growth and achievement. Other events connect families with each other: Back to School Day, Muffins for Mom, Donuts for Dad, Fall Family Dance, Field Day, Multi-Cultural Night, 8th Grade Graduation, Kindergarten End-of-Year Celebration, Fall and Spring Fine Arts Festivals. Families are invited to ceremonies to celebrate students' achievements in the areas of academics, leadership, citizenship, creativity, and research.

Student - School Safety and Discipline

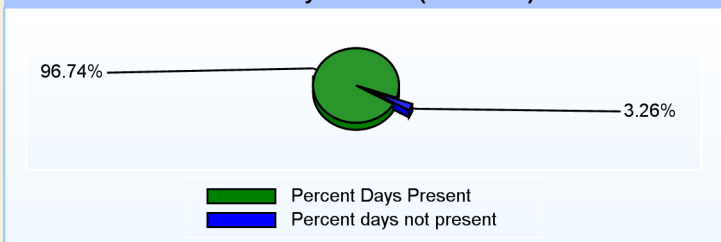
Number of Reported Offenses (2013-2014)

	<u>School</u>	<u>District</u>	<u>State</u>
School Crimes (Title 14, Delaware Code, §4112)	0	0	624
Department of Education (DOE) Offenses	9	9	9583
All School Safety Policy in Place	Yes		

Suspensions and Expulsions

	<u>2014</u>
Number of Suspensions	12
Number of Expulsions	0
Count of Students Suspended/Expelled	8
September 30 Enrollment	679
Percent of Students Suspended/Expelled	1%
District Percentage	1%
State Percentage	13%

Percent Days Present (2013-2014)



Our Staff

Number of Instructional Staff

	<u>2014</u>
Teachers	37
Instructional Support	7
Pupil Support	4
Total	48

Staff by Race/Ethnicity

	<u>2014</u>
American Indian	0.0%
African American	2.1%
Asian American	0.0%
Hispanic	0.0%
White	97.9%

Staffing Ratios

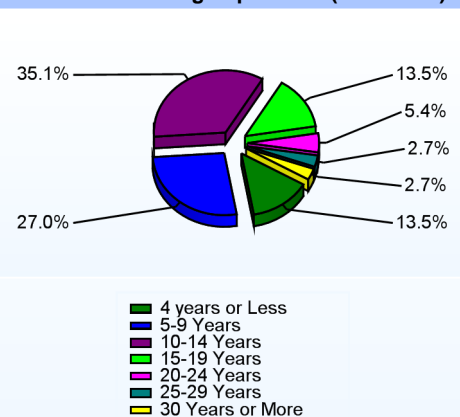
	<u>2014</u>
Students Per Teacher	18
Students Per Administrator	170
Students Per Instructional Staff	15
Students Per Pupil Support Staff	170
School Staff Per Administrator	17

Staff Qualifications

Percentage of Classes Taught by Highly Qualified Teachers (2013-2014)

	<u>Total Classes</u>	<u>% Highly Qualified</u>	<u>% Not Highly Qualified</u>
English	4	100.0%	0.0%
Reading/ Language Arts	5	100.0%	0.0%
Arts	13	100.0%	0.0%
Science	6	100.0%	0.0%
Mathematics	7	100.0%	0.0%
Social Studies	9	100.0%	0.0%
Elementary General	20	100.0%	0.0%

Years of Teaching Experience (2013-2014)



Education Level

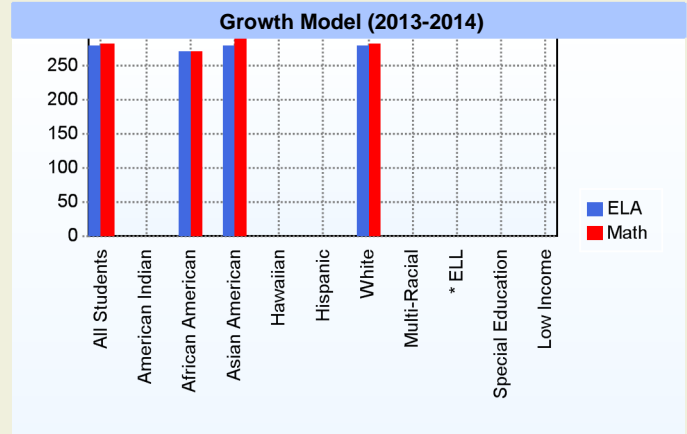
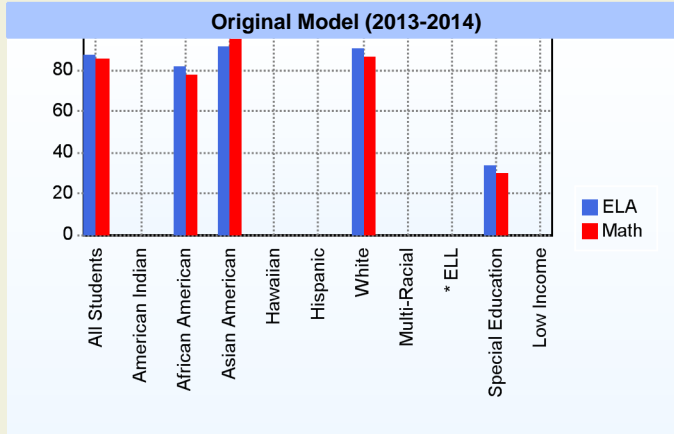
	<u>2014</u>
Percent with Masters Degree and Above	37.5%
Percent Holding National Board for Professional Teaching Standards	0.0%

Curriculum Highlights

Utilizing a core curriculum built on the Common Core standards, teachers meet the needs of each student with text-based lessons and activities to promote self-discovery. The curriculum is designed to emphasize problem solving and higher order thinking skills. Students in kindergarten through 8th grade receive exploratory instruction in Spanish, Art, Music, Physical Education, Computer Technology, and Wellness. Every 7th and 8th grade student also takes Business Education and Gateway to Technology (S.T.E.M.) career courses. In Business Education, students become proficient in Microsoft Word, Excel, Power Point, Publisher, and website design. Students also experience beginning business concepts through the creation of a virtual business and by running the school store. In the two year STEM course, student explore a variety of engineering fields, learning about the engineering process, what engineers do and the careers available in each of the explored fields.

AYP

Only groups with greater than 40 students are reported



* English Language Learner

* English Language Learner

% Test Participation (2013-2014)

	<u>ELA</u>	<u>Math</u>	<u>ELA Goal</u>	<u>Math Goal</u>
All Students	100	100	95	95
American Indian	*	*	95	95
African American	100	100	95	95
Asian American	100	100	95	95
Hawaiian	*	*	95	95
Hispanic	*	*	95	95
White	100	100	95	95
Multi-Racial	*	*	95	95
English Language Learner	*	*	95	95
Special Education	*	*	95	95
Low Income	*	*	95	95



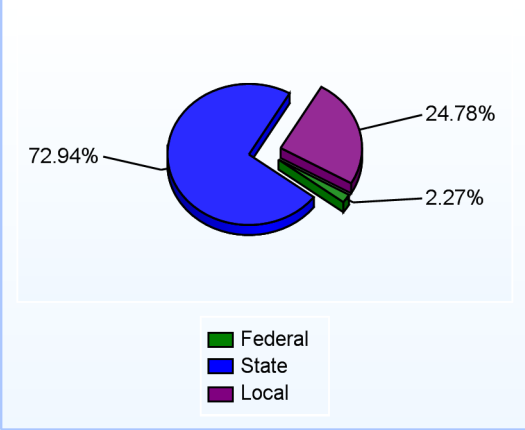
Other

Extra-curricular Program: MOT Charter School students have the opportunity to learn, grow and excel outside of the classroom in more than 30 extra-curricular programs led by MOT Charter staff members and parents, including: Intramural Soccer, Basketball, Flag Football, Running Club, Interscholastic Cross Country, Volleyball, Soccer, Basketball, and Field hockey, Student Government, National Junior Honor Society, Band, Drama, Math Club, Science Club, Economics Club, BPA, TSA, Odyssey of the Mind, Yearbook Club, Reader's Theater and Chess Club.

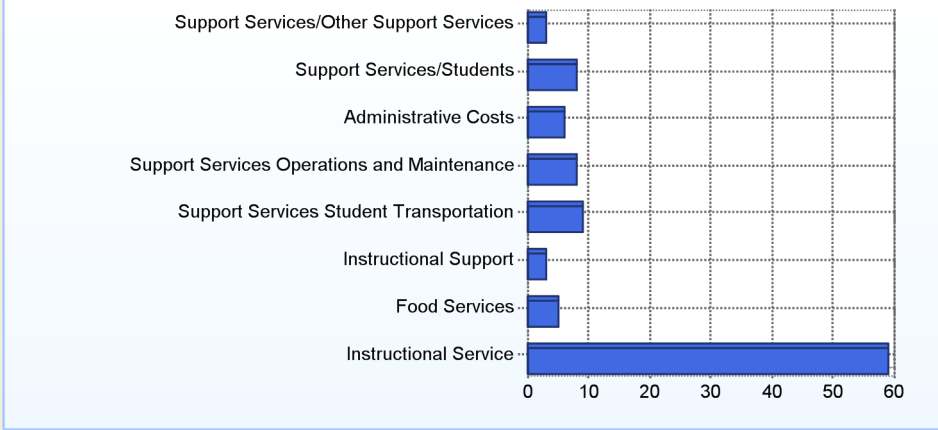
School Finances

District Expenditure per Pupil (2012-2013): \$8,752

District Sources of Revenue (2012-2013)



Percent District Allocation of Current Expenses by Category (2012-2013)

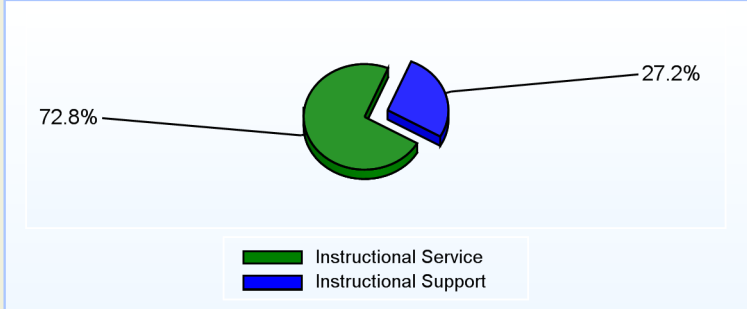


School Salary Allocation

Instructional Service	
2014	
Teachers	60.2%
Instructional Support	5.0%
Pupil Support	7.6%
Total	72.8%

Instructional Support	
2014	
Administration	12.9%
Secretaries	7.0%
Food Services	2.7%
Maintenance	4.6%
Total	27.2%

Instructional vs. Support (2013-2014)



For further information and detailed reports, visit

<http://profiles.doe.k12.de.us>

or contact your local school district office.

Glossary: <http://profiles.doe.k12.de.us/glossary.aspx>



Delaware Department of Education

John G. Townsend Building
401 Federal Street, Suite #2
Dover, Delaware, 19901 - 3639
Phone: (302) 735-4000