

**District:** Kuumba Academy Charter School  
**Address:** 519 North Market Street, Wilmington DE 19801  
**Principal:** Sally Maldonado  
**AYP:** Met

**Telephone:** (302) 472-6450  
**Web:** kuumbaacademy.org

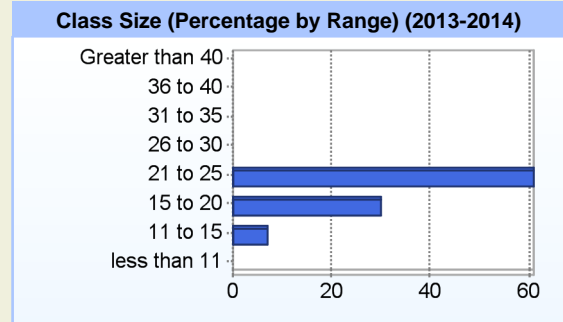
**School Demographics**

Fall Enrollment		
	2013	2014
Kindergarten	52	44
Grade 1	52	57
Grade 2	44	45
Grade 3	36	45
Grade 4	45	36
Grade 5	34	38
Grade 6		33
Total	263	298

Enrollment by Race/Ethnicity		
	2013	2014
African American	94.7%	95.3%
Asian	0.8%	0.7%
Hispanic/Latino	4.2%	4.0%
Multi-Racial	0.4%	

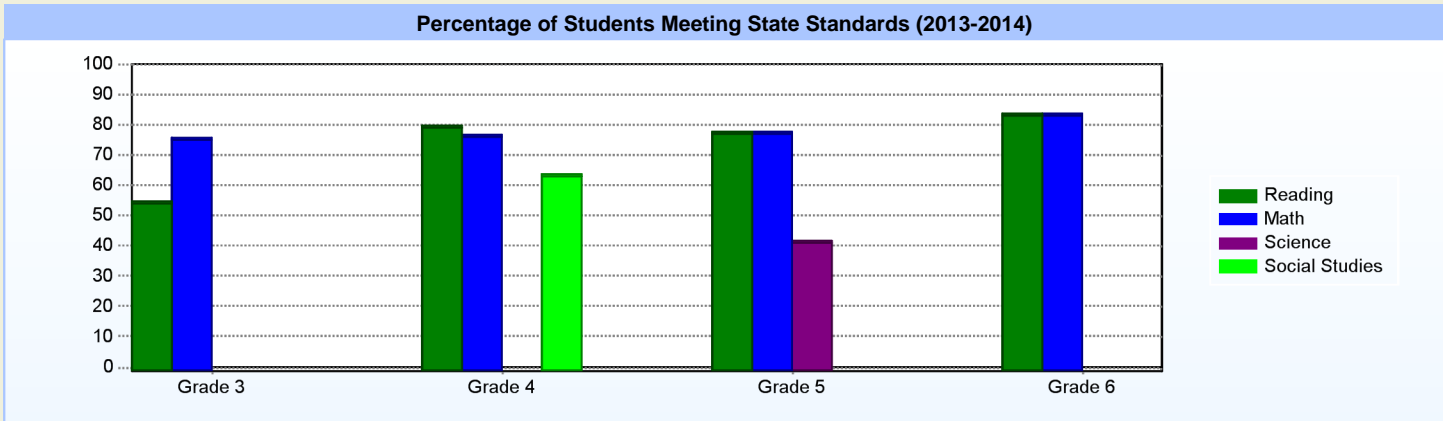
Other Student Characteristics		
	2013	2014
English Language Learner	0.4%	0.7%
Low Income	90.9%	63.1%
Special Education	5.3%	5.7%
Enrolled for Full Year	98.9%	N/A

School Promotion by Grade	
	2013
Kindergarten	98.1%
Grade 1	92.3%
Grade 2	95.5%
Grade 3	91.7%
Grade 4	100.0%
Grade 5	100.0%



Recently Arrived ELL Students	
	2014
Number of Students Not Tested on ELA Assessment	0

**Student Achievement**



**Exemplary Programs**

Learning does not stop once students leave the classroom or the school. Kuumba Academy has forged partnerships with local universities and other educational and community organizations - i.e. the Grand Opera House, Delaware History Museum, Christina Cultural Arts Center, Delaware College of Art and Design - to create an extended learning environment for its students. Technology is a vital part of the Academy's program, with the goal of providing one computer for each student several times a week. Parents are strongly encouraged to make arrangements for use of an Internet ready computer in the home or gain access at a local community center after school or on weekends.

**Volunteer Mentors**

Kuumba Academy students have the wonderful opportunity to interact with volunteer mentors from local Delaware companies. These mentors are caring individuals who understand the importance of serving as a role model for our students.

**Student - School Safety and Discipline**

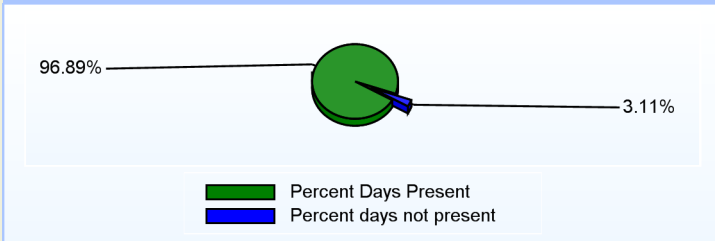
**Number of Reported Offenses (2013-2014)**

	<u>School</u>	<u>District</u>	<u>State</u>
School Crimes (Title 14, Delaware Code, §4112)	0	0	624
Department of Education (DOE) Offenses	27	27	9583
All School Safety Policy in Place	Yes		

**Suspensions and Expulsions**

	<u>2014</u>
Number of Suspensions	60
Number of Expulsions	0
Count of Students Suspended/Expelled	37
September 30 Enrollment	298
Percent of Students Suspended/Expelled	12%
District Percentage	12%
State Percentage	13%

**Percent Days Present (2013-2014)**



**Our Staff**

**Number of Instructional Staff**

	<u>2014</u>
Teachers	20
Librarians	1
Instructional Support	3
Pupil Support	2
Total	26

**Staff by Race/Ethnicity**

	<u>2014</u>
American Indian	0.0%
African American	53.8%
Asian American	0.0%
Hispanic	0.0%
White	46.2%

**Staffing Ratios**

	<u>2014</u>
Students Per Teacher	15
Students Per Administrator	149
Students Per Instructional Staff	12
Students Per Pupil Support Staff	149
School Staff Per Administrator	16

**Staff Qualifications**

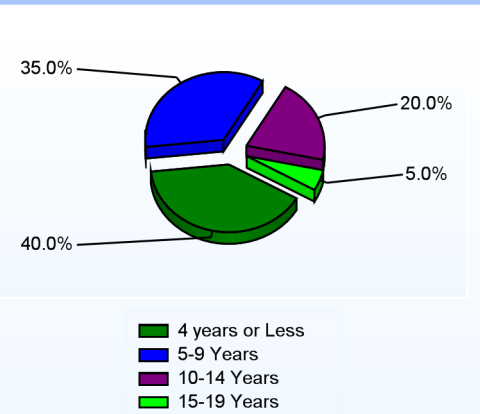
**Percentage of Classes Taught by Highly Qualified Teachers (2013-2014)**

	<u>Total Classes</u>	<u>% Highly Qualified</u>	<u>% Not Highly Qualified</u>
Reading/ Language Arts	2	50.0%	50.0%
Elementary General	16	75.0%	25.0%

**Education Level**

	<u>2014</u>
Percent with Masters Degree and Above	38.5%
Percent Holding National Board for Professional Teaching Standards	0.0%

**Years of Teaching Experience (2013-2014)**

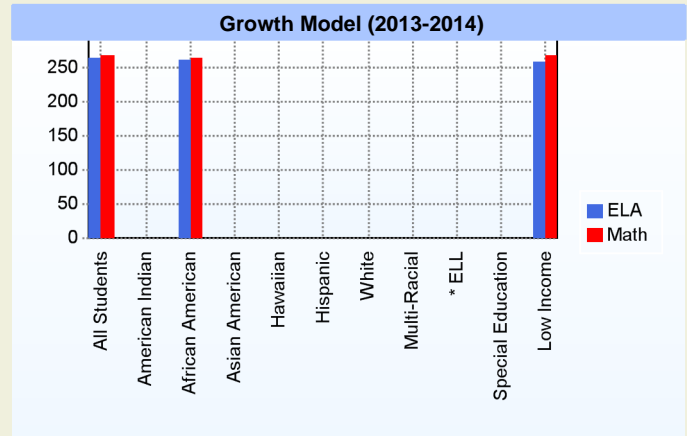
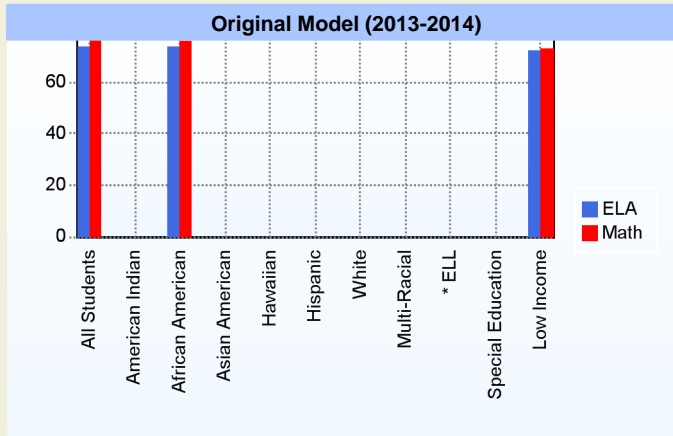


**Curriculum Highlights**

Kuumba Academy's reading framework includes systematic and explicit instruction in five critical areas: phonemic awareness, phonics, vocabulary, comprehension and fluency. Instructional strategies are research based and support the RtI initiative schoolwide. Kuumba Academy also implements the Singapore Math curriculum schoolwide. This challenging and engaging curriculum framework is aligned with DE standards and is designed to build students confidence as well as their computational and problem solving skills. Singapore Math solidly builds the core math concepts that will best prepare students for higher math and enable students to develop an in depth understanding of abstract concepts while teaching key strategies for effective problem solving. Smithsonian science kits are implemented in every grade level. These units are aligned with the State Science standards and provide students with authentic experiences around a variety of science topics.

**AYP**

Only groups with greater than 40 students are reported



\* English Language Learner

\* English Language Learner

**% Test Participation (2013-2014)**

	<u>ELA</u>	<u>Math</u>	<u>ELA Goal</u>	<u>Math Goal</u>
All Students	99	100	95	95
American Indian	*	*	95	95
African American	99	100	95	95
Asian American	*	*	95	95
Hawaiian	*	*	95	95
Hispanic	*	*	95	95
White	*	*	95	95
Multi-Racial	*	*	95	95
English Language Learner	*	*	95	95
Special Education	*	*	95	95
Low Income	99	100	95	95



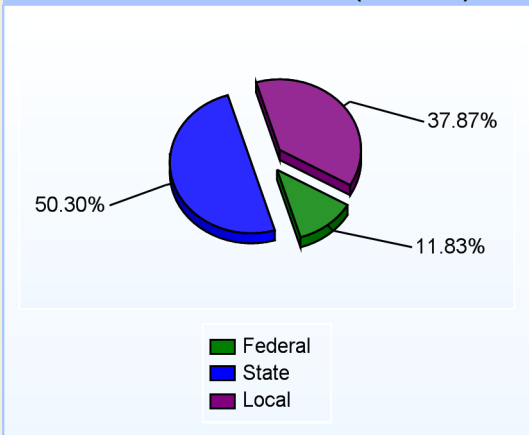
**Other**

Kuumba Academy is also committed to fully integrating technology into the daily curriculum. Through an eMINTS grant we are preparing all students in grades K-5 for the future by increasing students' access technology and building technology literacy skills. Our commitment is to provide "high quality education powered by technology." Students who learn within an eMINTS classroom will have the ability to solve complex problems and utilize collaboration skills necessary to be successful in the 21st century.

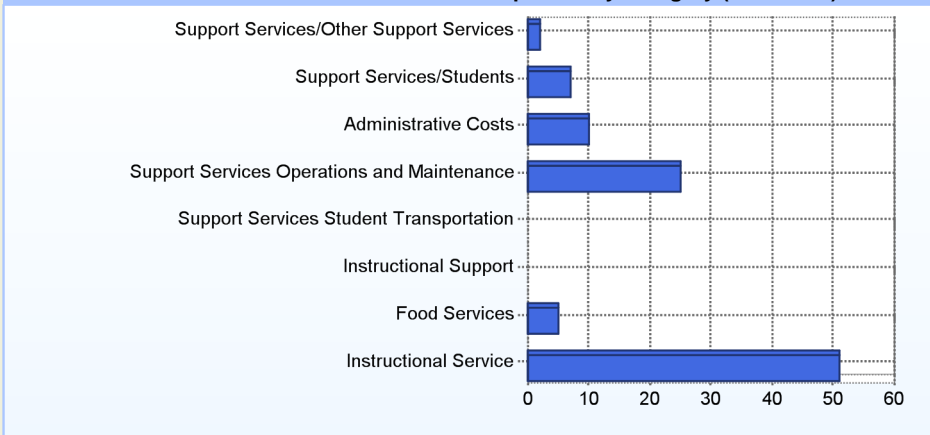
**School Finances**

**District Expenditure per Pupil (2012-2013):** \$12,769

**District Sources of Revenue (2012-2013)**



**Percent District Allocation of Current Expenses by Category (2012-2013)**

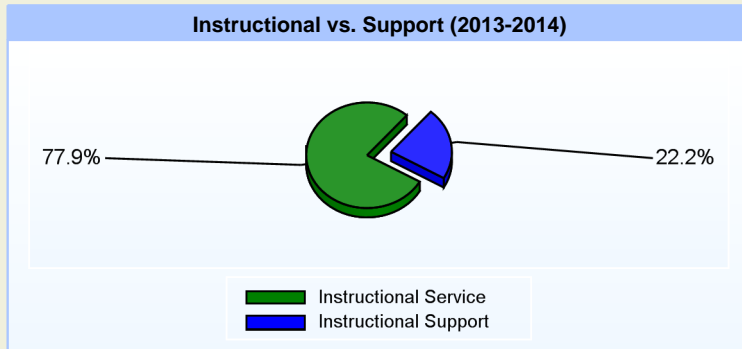


**School Salary Allocation**

Instructional Service	
	2014
Teachers	63.1%
Librarians	0.6%
Instructional Support	6.4%
Pupil Support	7.8%
<b>Total</b>	<b>77.9%</b>

Instructional Support	
	2014
Administration	11.6%
Secretaries	1.4%
Food Services	4.4%
Maintenance	4.8%
<b>Total</b>	<b>22.2%</b>

**Instructional vs. Support (2013-2014)**



**For further information and detailed reports, visit**

**<http://profiles.doe.k12.de.us>**

**or contact your local school district office.**

**Glossary:** <http://profiles.doe.k12.de.us/glossary.aspx>



**Delaware Department of Education**

John G. Townsend Building  
 401 Federal Street, Suite #2  
 Dover, Delaware, 19901 - 3639  
 Phone: (302) 735-4000