

**District:** East Side Charter School **Telephone:** (302) 762-5834  
**Address:** 3000 North Claymont Street, Wilmington DE 19802 **Web:** www.escs.charter.k12.de.us  
**Principal:** Lamont Browne  
**AYP:** Met

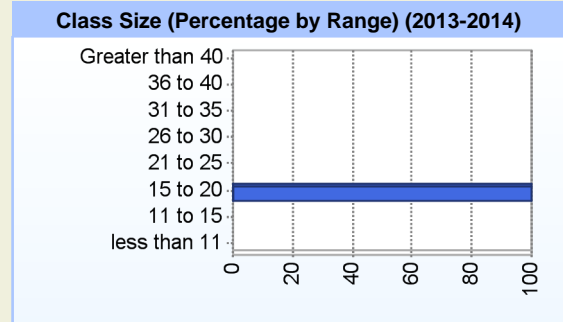
School Demographics

Fall Enrollment		
	2013	2014
Kindergarten	57	56
Grade 1	54	51
Grade 2	56	59
Grade 3	40	47
Grade 4	58	38
Grade 5	29	53
Grade 6	44	39
Grade 7	32	34
Grade 8	22	26
Total	392	403

Enrollment by Race/Ethnicity		
	2013	2014
African American	98.5%	89.8%
Hispanic/Latino	1.5%	10.2%

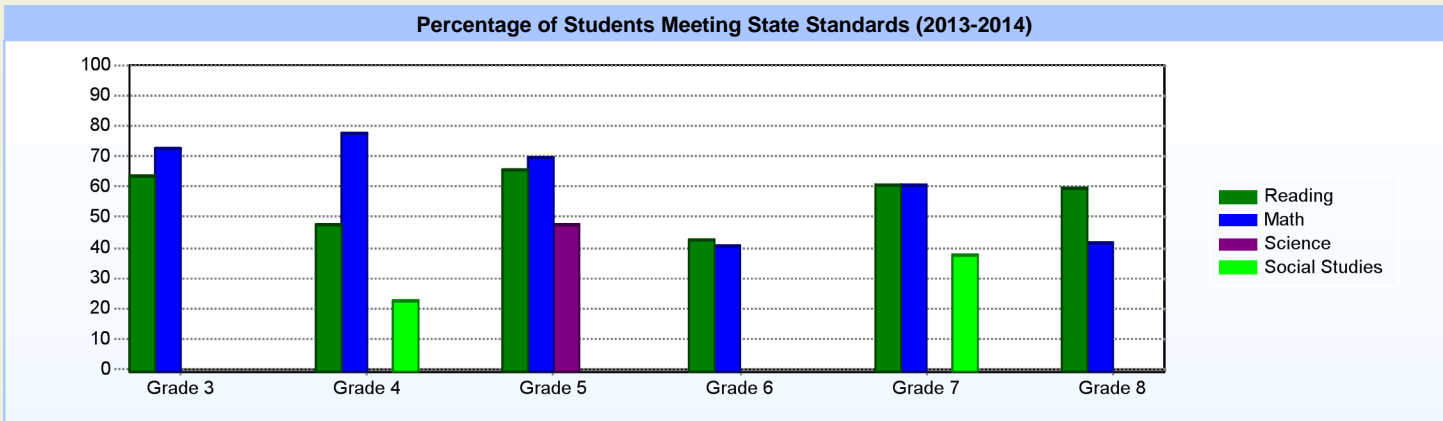
Other Student Characteristics		
	2013	2014
English Language Learner	0.3%	5.5%
Low Income	91.6%	84.1%
Special Education	18.6%	15.1%
Enrolled for Full Year	95.4%	N/A

School Promotion by Grade	
	2013
Kindergarten	91.2%
Grade 1	98.1%
Grade 2	98.2%
Grade 3	100.0%
Grade 4	98.3%
Grade 5	100.0%
Grade 6	100.0%
Grade 7	96.9%
Grade 8	100.0%



Recently Arrived ELL Students	
	2014
Number of Students Not Tested on ELA Assessment	0

Student Achievement



**Student - School Safety and Discipline**

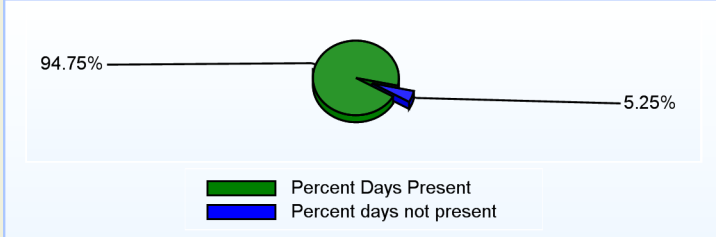
**Number of Reported Offenses (2013-2014)**

	<u>School</u>	<u>District</u>	<u>State</u>
School Crimes (Title 14, Delaware Code, §4112)	1	1	624
Department of Education (DOE) Offenses	77	77	9583
All School Safety Policy in Place	Yes		

**Suspensions and Expulsions**

	<u>2014</u>
Number of Suspensions	133
Number of Expulsions	0
Count of Students Suspended/Expelled	87
September 30 Enrollment	403
Percent of Students Suspended/Expelled	22%
District Percentage	22%
State Percentage	13%

**Percent Days Present (2013-2014)**



**Our Staff**

**Number of Instructional Staff**

	<u>2014</u>
Teachers	34
Instructional Support	9
Pupil Support	5
Total	48

**Staff by Race/Ethnicity**

	<u>2014</u>
American Indian	0.0%
African American	43.8%
Asian American	0.0%
Hispanic	2.1%
White	54.2%

**Staffing Ratios**

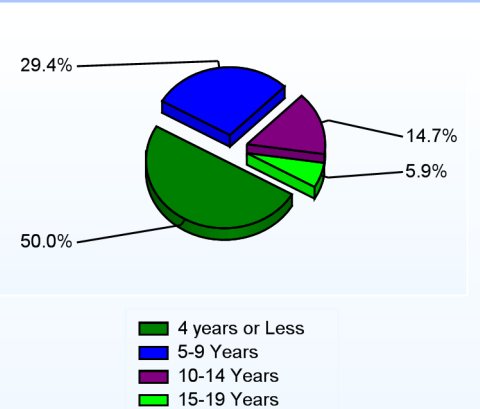
	<u>2014</u>
Students Per Teacher	12
Students Per Administrator	101
Students Per Instructional Staff	9
Students Per Pupil Support Staff	81
School Staff Per Administrator	15

**Staff Qualifications**

**Percentage of Classes Taught by Highly Qualified Teachers (2013-2014)**

	<u>Total Classes</u>	<u>% Highly Qualified</u>	<u>% Not Highly Qualified</u>
Reading/ Language Arts	5	80.0%	20.0%
Arts	7	71.4%	28.6%
Science	5	100.0%	0.0%
Mathematics	5	100.0%	0.0%
Social Studies	5	0.0%	100.0%
Elementary General	22	72.7%	27.3%

**Years of Teaching Experience (2013-2014)**

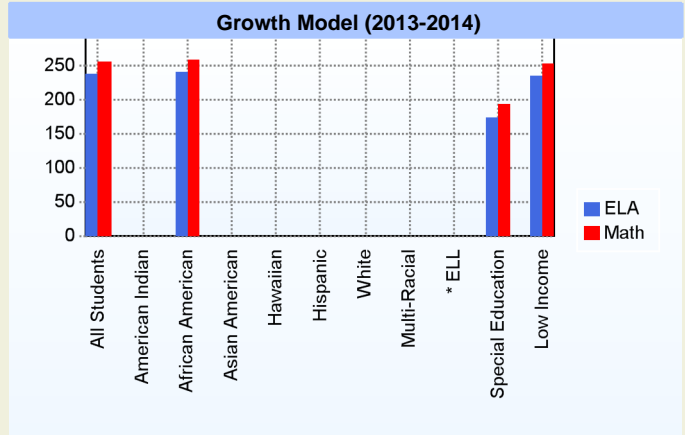
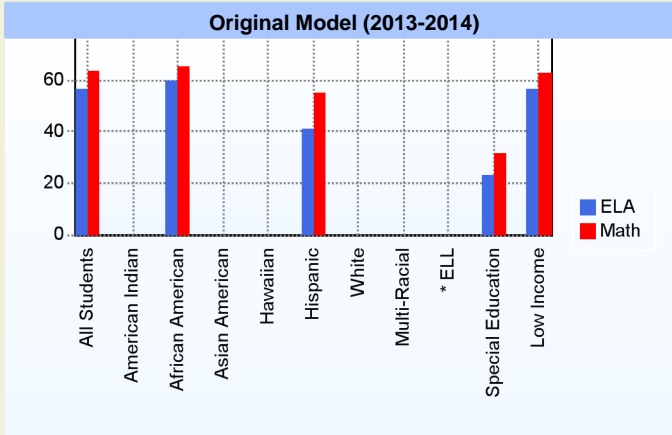


**Education Level**

	<u>2014</u>
Percent with Masters Degree and Above	39.6%
Percent Holding National Board for Professional Teaching Standards	0.0%

AYP

Only groups with greater than 40 students are reported



\* English Language Learner

\* English Language Learner

% Test Participation (2013-2014)				
	<u>ELA</u>	<u>Math</u>	<u>ELA Goal</u>	<u>Math Goal</u>
All Students	100	100	95	95
American Indian	*	*	95	95
African American	100	100	95	95
Asian American	*	*	95	95
Hawaiian	*	*	95	95
Hispanic	*	*	95	95
White	*	*	95	95
Multi-Racial	*	*	95	95
English Language Learner	*	*	95	95
Special Education	100	100	95	95
Low Income	100	100	95	95



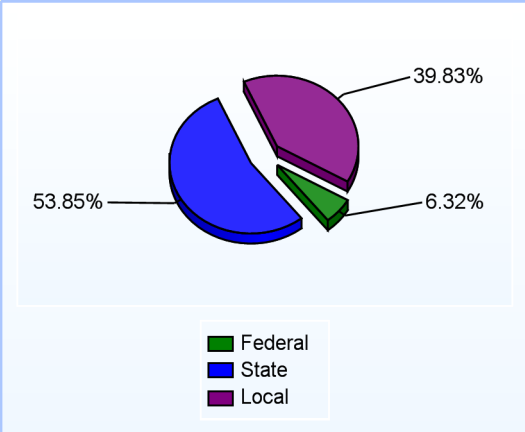
Other

Goal: We want all of our students to have the opportunity to succeed in a vibrant, enthusiastic classroom environment. We stress thinking, reasoning and application among all students through "hands-on" activities, balanced with student discussion and discovery.

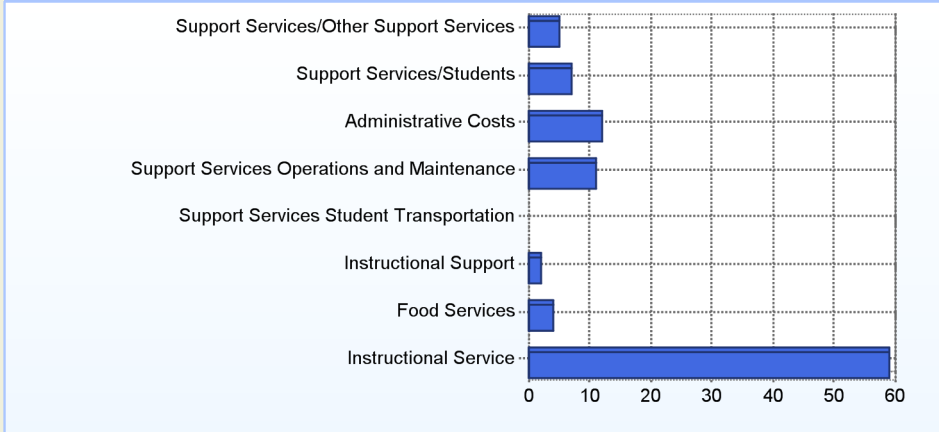
School Finances

District Expenditure per Pupil (2012-2013): \$13,929

District Sources of Revenue (2012-2013)



Percent District Allocation of Current Expenses by Category (2012-2013)

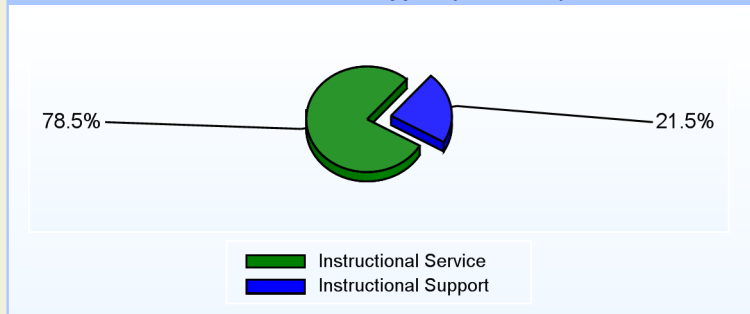


School Salary Allocation

Instructional Service	
	2014
Teachers	58.9%
Instructional Support	11.5%
Pupil Support	8.1%
Total	78.5%

Instructional Support	
	2014
Administration	9.9%
Secretaries	5.6%
Food Services	1.7%
Maintenance	2.7%
Not Classified	1.6%
Total	21.5%

Instructional vs. Support (2013-2014)



For further information and detailed reports, visit

<http://profiles.doe.k12.de.us>

or contact your local school district office.

Glossary: <http://profiles.doe.k12.de.us/glossary.aspx>



Delaware Department of Education

John G. Townsend Building  
 401 Federal Street, Suite #2  
 Dover, Delaware, 19901 - 3639  
 Phone: (302) 735-4000