

**District:** Delaware Academy of Public Safety and Security  
**Address:** 801 N. DuPont Highway, New Castle DE 19720  
**Principal:** Chuck Hughes  
**AYP:** Met

**Telephone:** (302) 322-6050  
**Web:** www.delawareacademycharter.org

**School Demographics**

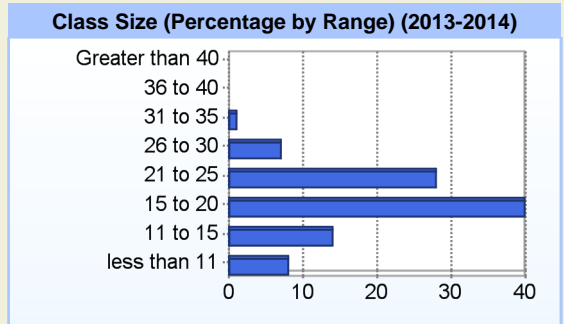
Fall Enrollment		
	2013	2014
Grade 9	99	147
Grade 10	93	97
Grade 11		86
Total	192	330

Enrollment by Race/Ethnicity		
	2013	2014
African American	28.1%	26.7%
American Indian	1.0%	0.6%
Asian	1.6%	2.1%
Hawaiian	0.5%	
Hispanic/Latino	13.5%	12.7%
White	55.2%	57.9%

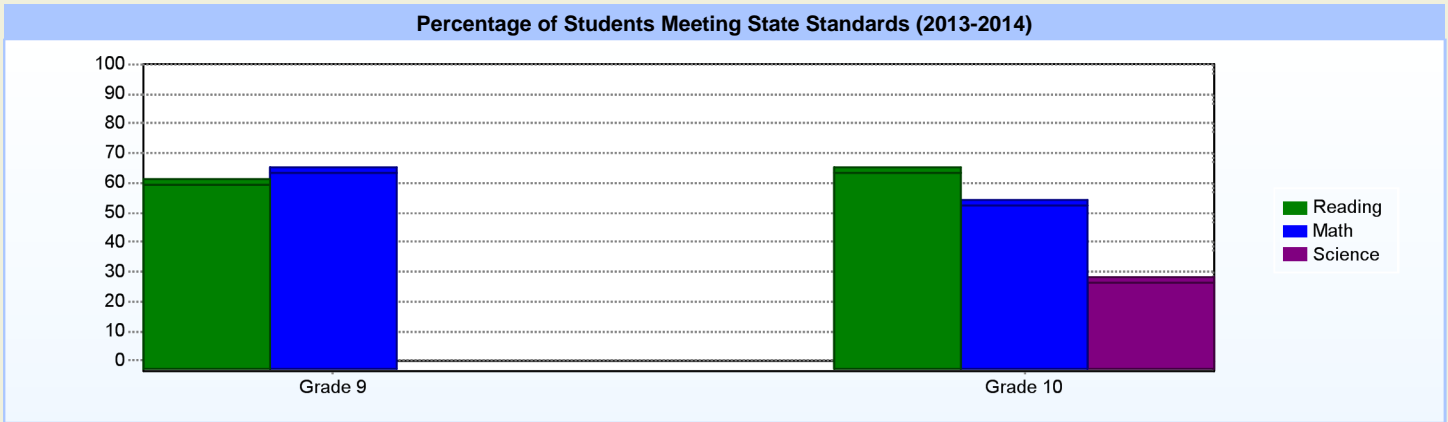
Other Student Characteristics		
	2013	2014
English Language Learner	2.1%	3.9%
Low Income	44.8%	29.4%
Special Education	12.0%	13.3%
Enrolled for Full Year	92.2%	N/A

Recently Arrived ELL Students	
	2014
Number of Students Not Tested on ELA Assessment	1

School Promotion by Grade	
	2013
Grade 9	77.8%
Grade 10	89.2%



**Student Achievement**



**Student - School Safety and Discipline**

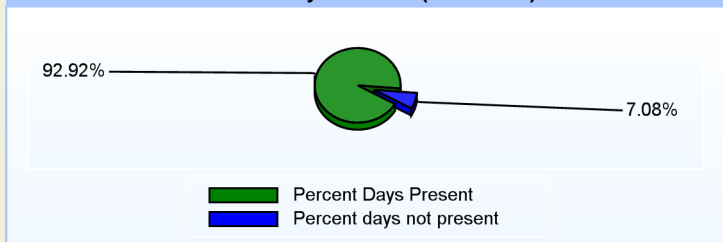
**Number of Reported Offenses (2013-2014)**

	<u>School</u>	<u>District</u>	<u>State</u>
School Crimes (Title 14, Delaware Code, §4112)	0	0	624
Department of Education (DOE) Offenses	11	11	9583
All School Safety Policy in Place	N/A		

**Suspensions and Expulsions**

	<u>2014</u>
Number of Suspensions	64
Number of Expulsions	0
Count of Students Suspended/Expelled	43
September 30 Enrollment	330
Percent of Students Suspended/Expelled	13%
District Percentage	13%
State Percentage	13%

**Percent Days Present (2013-2014)**



**Our Staff**

**Number of Instructional Staff**

	<u>2014</u>
Teachers	27
Instructional Support	1
Pupil Support	1
Total	29

**Staff by Race/Ethnicity**

	<u>2014</u>
American Indian	0.0%
African American	24.1%
Asian American	0.0%
Hispanic	3.4%
White	72.4%

**Staffing Ratios**

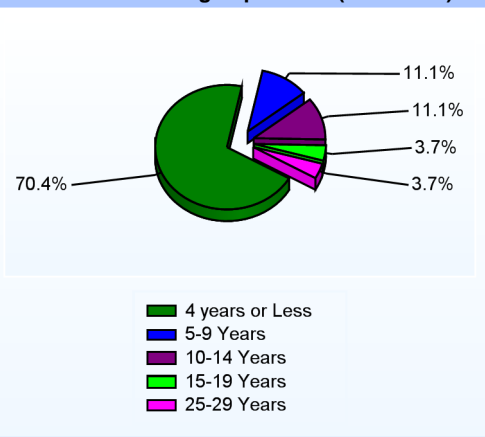
	<u>2014</u>
Students Per Teacher	12
Students Per Administrator	165
Students Per Instructional Staff	12
Students Per Pupil Support Staff	330
School Staff Per Administrator	18

**Staff Qualifications**

**Percentage of Classes Taught by Highly Qualified Teachers (2013-2014)**

	<u>Total Classes</u>	<u>% Highly Qualified</u>	<u>% Not Highly Qualified</u>
English	16	62.5%	37.5%
Foreign Languages	16	75.0%	25.0%
Science	16	100.0%	0.0%
Mathematics	21	100.0%	0.0%
Geography	7	100.0%	0.0%
Civics & Government	5	100.0%	0.0%
Social Studies	4	100.0%	0.0%
History	4	100.0%	0.0%

**Years of Teaching Experience (2013-2014)**

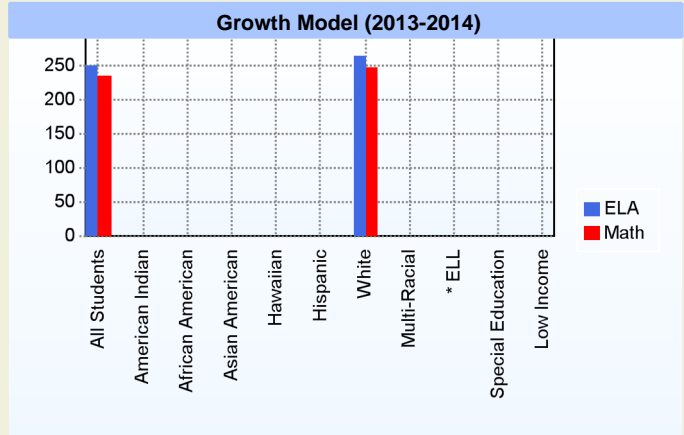
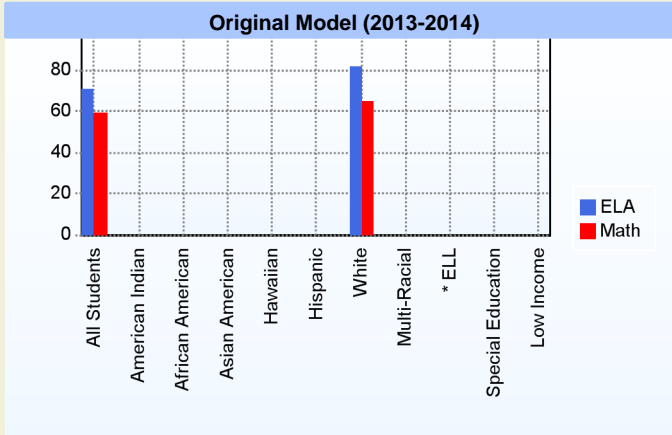


**Education Level**

	<u>2014</u>
Percent with Masters Degree and Above	34.5%
Percent Holding National Board for Professional Teaching Standards	0.0%

AYP

Only groups with greater than 40 students are reported



\* English Language Learner

\* English Language Learner

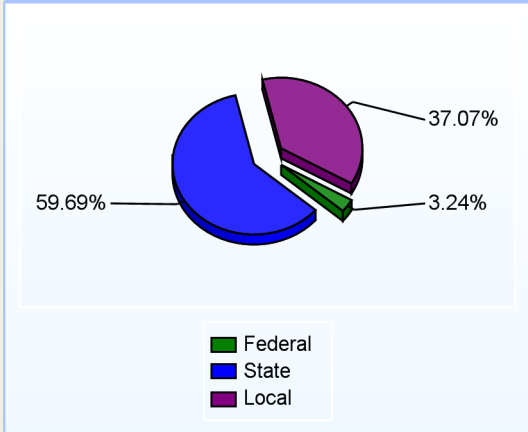
% Test Participation (2013-2014)				
	<u>ELA</u>	<u>Math</u>	<u>ELA Goal</u>	<u>Math Goal</u>
All Students	100	100	95	95
American Indian	*	*	95	95
African American	*	*	95	95
Asian American	*	*	95	95
Hawaiian	*	*	95	95
Hispanic	*	*	95	95
White	100	100	95	95
Multi-Racial	*	*	95	95
English Language Learner	*	*	95	95
Special Education	*	*	95	95
Low Income	*	*	95	95



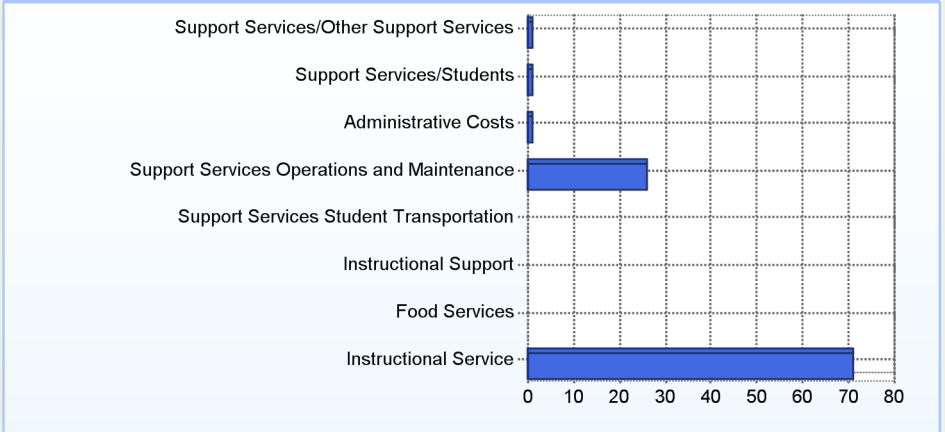
**School Finances**

District Expenditure per Pupil (2012-2013): \$11,331

**District Sources of Revenue (2012-2013)**



**Percent District Allocation of Current Expenses by Category (2012-2013)**

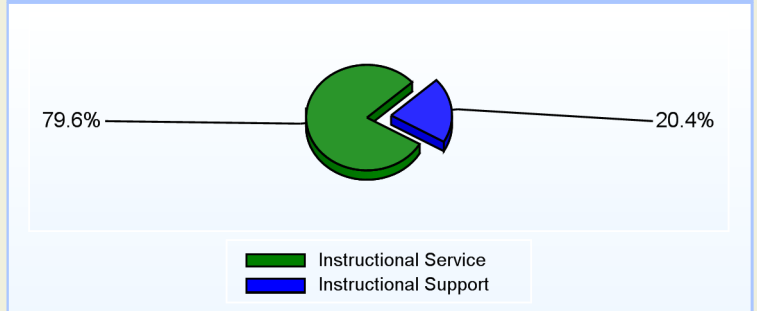


**School Salary Allocation**

Instructional Service	
	2014
Teachers	75.2%
Instructional Support	1.5%
Pupil Support	2.9%
<b>Total</b>	<b>79.6%</b>

Instructional Support	
	2014
Administration	12.5%
Secretaries	5.9%
Maintenance	2.0%
<b>Total</b>	<b>20.4%</b>

**Instructional vs. Support (2013-2014)**



**For further information and detailed reports, visit**

**<http://profiles.doe.k12.de.us>**

**or contact your local school district office.**

**Glossary:** <http://profiles.doe.k12.de.us/glossary.aspx>



**Delaware Department of Education**

John G. Townsend Building  
 401 Federal Street, Suite #2  
 Dover, Delaware, 19901 - 3639  
 Phone: (302) 735-4000