

District: Las Americas Aspira Academy
Address: 326 Ruthar Drive, Newark DE 19711
Principal: Margaret Waite
AYP: Met

Telephone: (302) 292-1463
Web: www.aspiracademy.org/

School Demographics

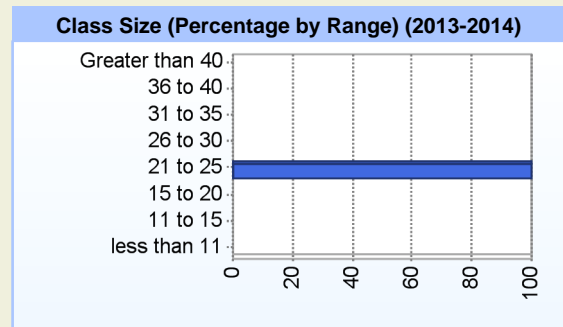
Fall Enrollment		
	2013	2014
Kindergarten	51	98
Grade 1	90	46
Grade 2	42	90
Grade 3	44	44
Grade 4	43	45
Grade 5	43	50
Grade 6	25	41
Grade 7		25
Total	338	439

Enrollment by Race/Ethnicity		
	2013	2014
African American	11.8%	12.5%
American Indian		0.2%
Asian	2.7%	2.5%
Hawaiian		0.2%
Hispanic/Latino	55.9%	57.9%
White	29.0%	25.7%
Multi-Racial	0.6%	0.9%

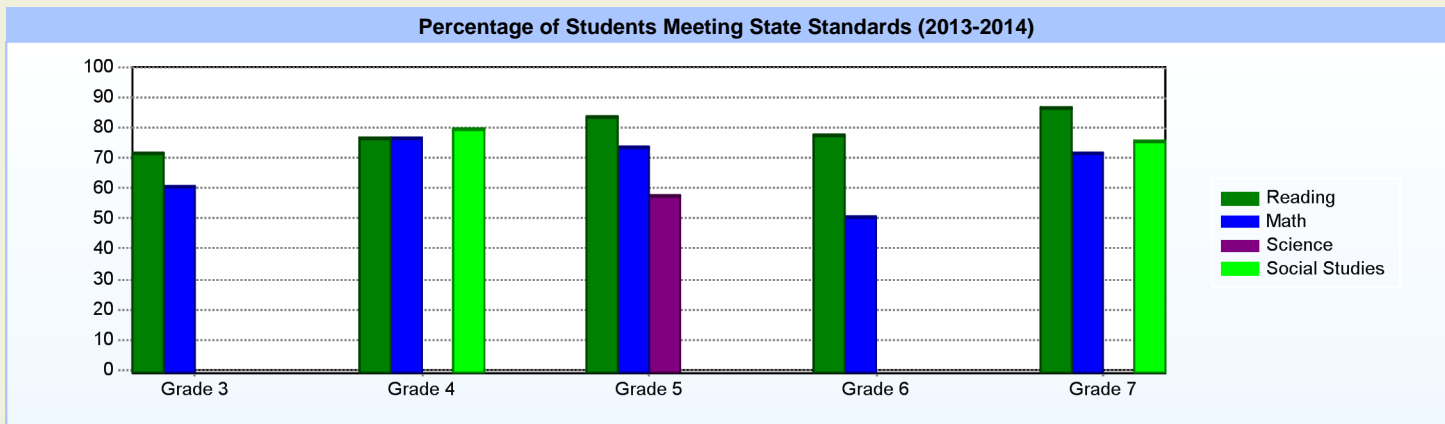
Other Student Characteristics		
	2013	2014
English Language Learner	35.5%	31.4%
Low Income	54.7%	27.8%
Special Education	2.4%	4.6%
Enrolled for Full Year	99.1%	N/A

School Promotion by Grade	
	2013
Kindergarten	84.3%
Grade 1	96.7%
Grade 2	97.6%
Grade 3	100.0%
Grade 4	100.0%
Grade 5	97.7%
Grade 6	100.0%

Recently Arrived ELL Students	
	2014
Number of Students Not Tested on ELA Assessment	0



Student Achievement



Student - School Safety and Discipline


Number of Reported Offenses (2013-2014)

	<u>School</u>	<u>District</u>	<u>State</u>
School Crimes (Title 14, Delaware Code, §4112)	0	0	624
Department of Education (DOE) Offenses	0	0	9583
All School Safety Policy in Place	N/A		

Suspensions and Expulsions

	<u>2014</u>
Number of Suspensions	7
Number of Expulsions	0
Count of Students Suspended/Expelled	5
September 30 Enrollment	439
Percent of Students Suspended/Expelled	1%
District Percentage	1%
State Percentage	13%

Percent Days Present (2013-2014)



Our Staff

Number of Instructional Staff

	<u>2014</u>
Teachers	30
Instructional Support	5
Pupil Support	1
Total	36

Staff by Race/Ethnicity

	<u>2014</u>
American Indian	0.0%
African American	5.4%
Asian American	2.7%
Hispanic	24.3%
White	67.6%

Staffing Ratios

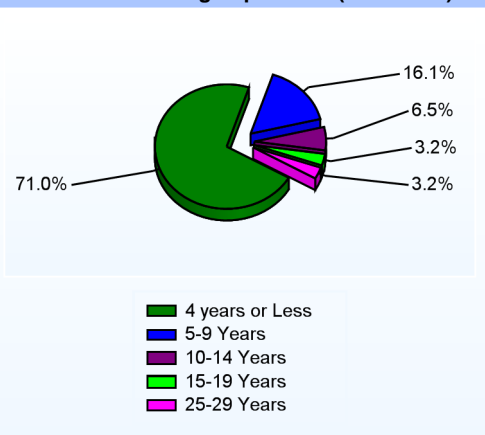
	<u>2014</u>
Students Per Teacher	15
Students Per Administrator	55
Students Per Instructional Staff	13
Students Per Pupil Support Staff	439
School Staff Per Administrator	6

Staff Qualifications

Percentage of Classes Taught by Highly Qualified Teachers (2013-2014)

	<u>Total Classes</u>	<u>% Highly Qualified</u>	<u>% Not Highly Qualified</u>
Reading/ Language Arts	8	100.0%	0.0%
Arts	6	100.0%	0.0%
Foreign Languages	7	71.4%	28.6%
Science	4	100.0%	0.0%
Mathematics	4	100.0%	0.0%
Social Studies	4	100.0%	0.0%
Elementary General	15	93.3%	6.7%

Years of Teaching Experience (2013-2014)

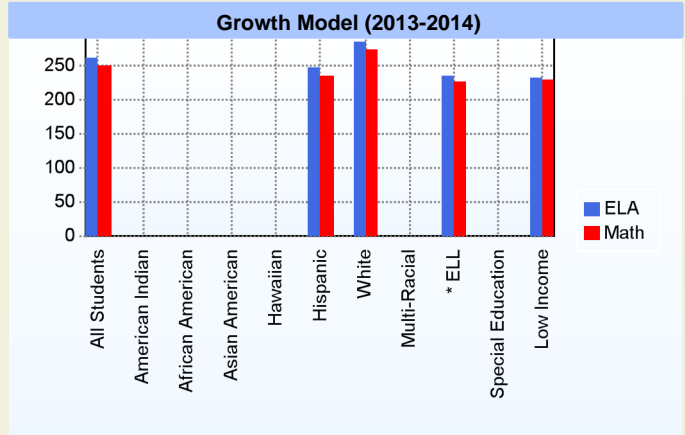
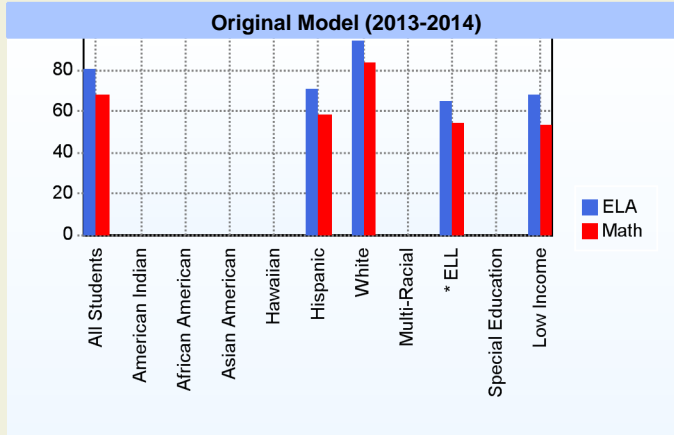


Education Level

	<u>2014</u>
Percent with Masters Degree and Above	21.6%
Percent Holding National Board for Professional Teaching Standards	0.0%

AYP

Only groups with greater than 40 students are reported



* English Language Learner

* English Language Learner

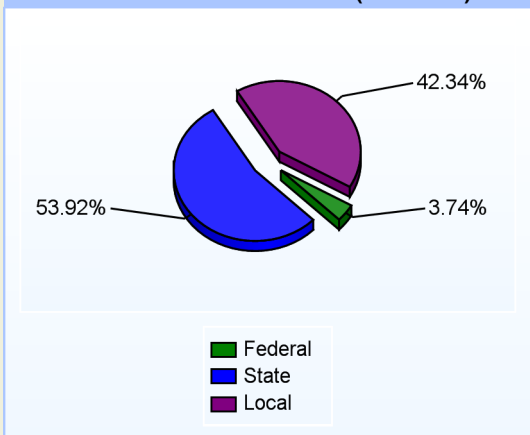
% Test Participation (2013-2014)				
	<u>ELA</u>	<u>Math</u>	<u>ELA Goal</u>	<u>Math Goal</u>
All Students	100	100	95	95
American Indian	*	*	95	95
African American	*	*	95	95
Asian American	*	*	95	95
Hawaiian	*	*	95	95
Hispanic	99	100	95	95
White	100	100	95	95
Multi-Racial	*	*	95	95
English Language Learner	98	100	95	95
Special Education	*	*	95	95
Low Income	100	100	95	95



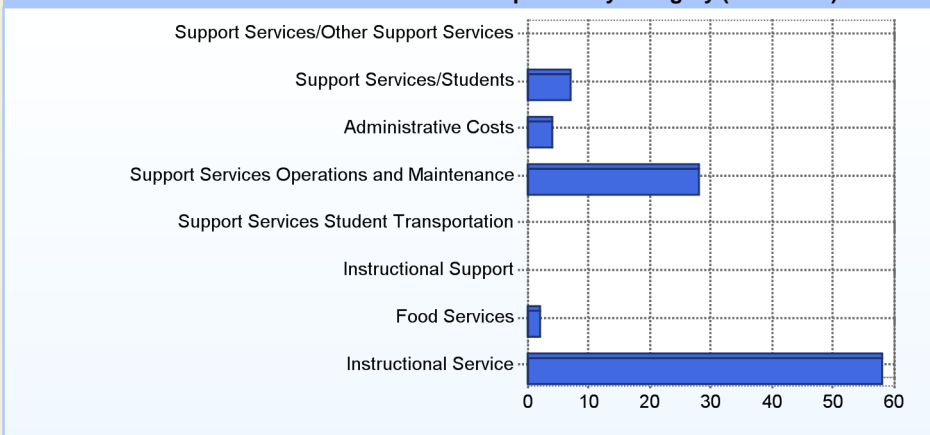
School Finances

District Expenditure per Pupil (2012-2013): \$12,078

District Sources of Revenue (2012-2013)



Percent District Allocation of Current Expenses by Category (2012-2013)



School Salary Allocation

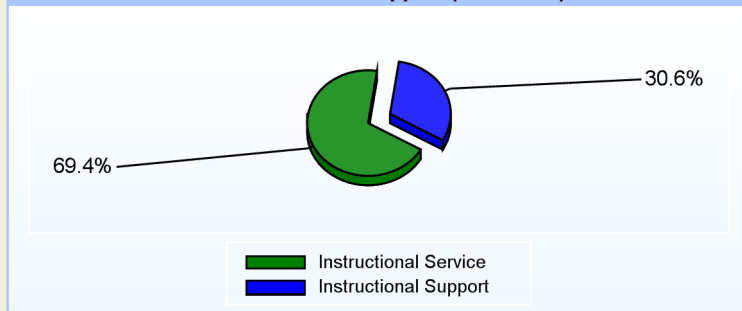
Instructional Service

	2014
Teachers	60.7%
Instructional Support	5.8%
Pupil Support	2.9%
Total	69.4%

Instructional Support

	2014
Administration	21.7%
Secretaries	7.4%
Maintenance	1.5%
Total	30.6%

Instructional vs. Support (2013-2014)



For further information and detailed reports, visit

<http://profiles.doe.k12.de.us>

or contact your local school district office.

Glossary: <http://profiles.doe.k12.de.us/glossary.aspx>



Delaware Department of Education

John G. Townsend Building
 401 Federal Street, Suite #2
 Dover, Delaware, 19901 - 3639
 Phone: (302) 735-4000