

District: Academy of Dover Charter School
Address: 104 Saulsbury Road, Dover DE 19904
Principal: Noel Rodriguez
AYP: Met

Telephone: (302) 674-0684
Web: www.aodcharter.org

School Demographics

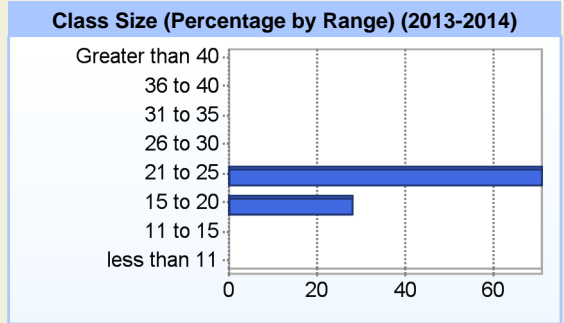
Fall Enrollment		
	2013	2014
Kindergarten	78	70
Grade 1	67	70
Grade 2	62	59
Grade 3	47	44
Grade 4	28	43
Grade 5		22
Total	282	308

Enrollment by Race/Ethnicity		
	2013	2014
African American	84.0%	85.4%
American Indian	0.4%	0.3%
Asian	0.7%	1.0%
Hispanic/Latino	3.2%	2.9%
White	11.7%	10.4%

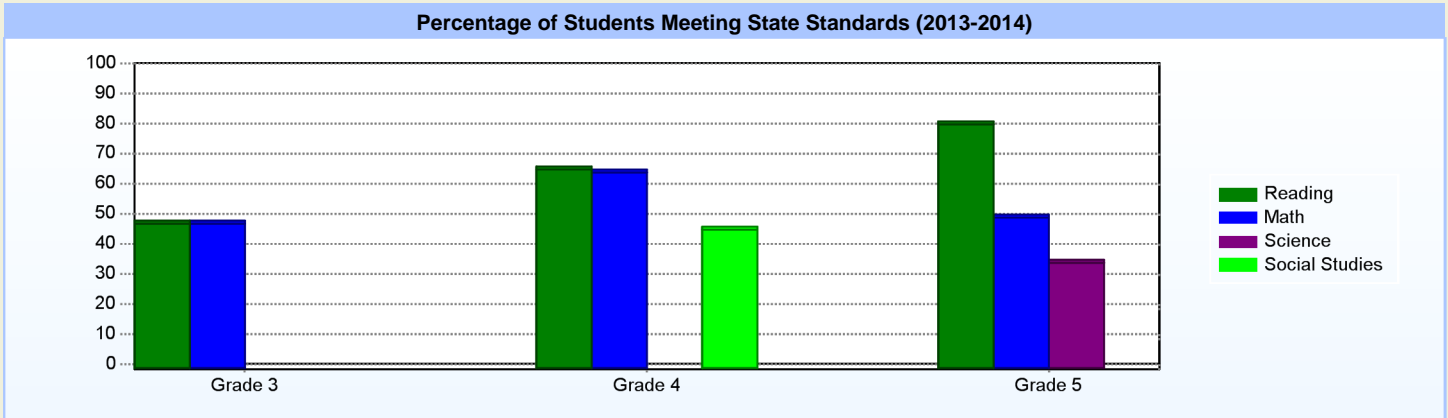
Other Student Characteristics		
	2013	2014
English Language Learner	0.0%	0.0%
Low Income	90.4%	68.8%
Special Education	10.3%	8.4%
Enrolled for Full Year	92.2%	N/A

School Promotion by Grade	
	2013
Kindergarten	97.4%
Grade 1	95.5%
Grade 2	93.5%
Grade 3	100.0%
Grade 4	96.4%

Recently Arrived ELL Students	
	2014
Number of Students Not Tested on ELA Assessment	0



Student Achievement



Exemplary Programs

The Academy of Dover had an after school DSTP prep program entitled "DSTP Bootcamp". This program helped students to prepare for the DSTP in both language arts and mathematics.

Student - School Safety and Discipline


Number of Reported Offenses (2013-2014)

	<u>School</u>	<u>District</u>	<u>State</u>
School Crimes (Title 14, Delaware Code, §4112)	0	0	624
Department of Education (DOE) Offenses	6	6	9583
All School Safety Policy in Place	Yes		

Suspensions and Expulsions

	<u>2014</u>
Number of Suspensions	125
Number of Expulsions	0
Count of Students Suspended/Expelled	70
September 30 Enrollment	308
Percent of Students Suspended/Expelled	23%
District Percentage	23%
State Percentage	13%

Percent Days Present (2013-2014)



Our Staff

Number of Instructional Staff

	<u>2014</u>
Teachers	22
Instructional Support	7
Pupil Support	1
Total	30

Staff by Race/Ethnicity

	<u>2014</u>
American Indian	0.0%
African American	26.7%
Asian American	0.0%
Hispanic	3.3%
White	70.0%

Staffing Ratios

	<u>2014</u>
Students Per Teacher	14
Students Per Administrator	154
Students Per Instructional Staff	11
Students Per Pupil Support Staff	308
School Staff Per Administrator	18

Staff Qualifications

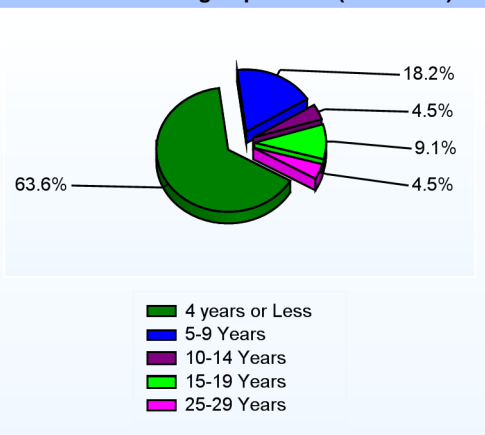
Percentage of Classes Taught by Highly Qualified Teachers (2013-2014)

	<u>Total Classes</u>	<u>% Highly Qualified</u>	<u>% Not Highly Qualified</u>
Elementary General	14	92.9%	7.1%

Education Level

	<u>2014</u>
Percent with Masters Degree and Above	20.0%
Percent Holding National Board for Professional Teaching Standards	0.0%

Years of Teaching Experience (2013-2014)

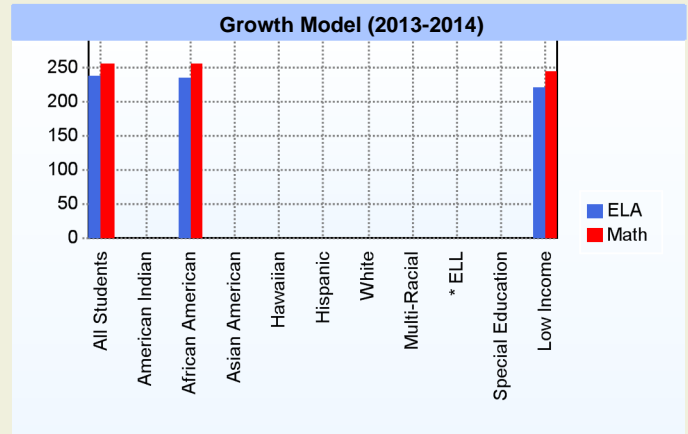
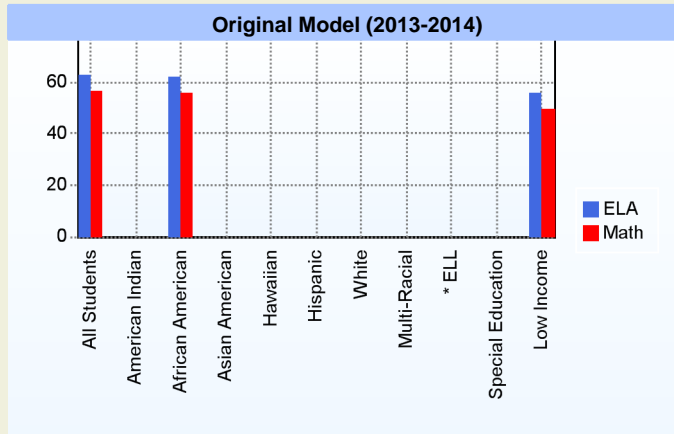


Curriculum Highlights

We have implemented a reduction in student teacher ratio in each classroom during language arts and math by having 2 teachers in each room.

AYP

Only groups with greater than 40 students are reported



* English Language Learner

* English Language Learner

% Test Participation (2013-2014)

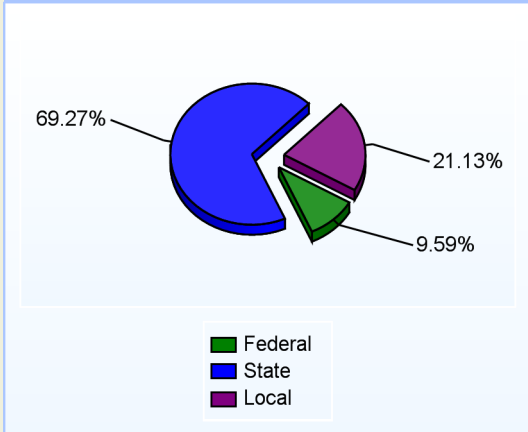
	<u>ELA</u>	<u>Math</u>	<u>ELA Goal</u>	<u>Math Goal</u>
All Students	99	100	95	95
American Indian	*	*	95	95
African American	99	100	95	95
Asian American	*	*	95	95
Hawaiian	*	*	95	95
Hispanic	*	*	95	95
White	*	*	95	95
Multi-Racial	*	*	95	95
English Language Learner	*	*	95	95
Special Education	*	*	95	95
Low Income	100	100	95	95



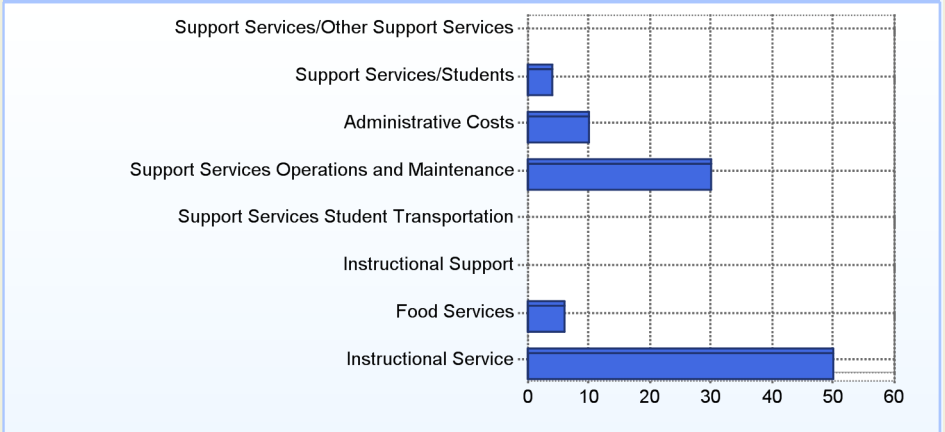
School Finances

District Expenditure per Pupil (2012-2013): \$11,346

District Sources of Revenue (2012-2013)



Percent District Allocation of Current Expenses by Category (2012-2013)

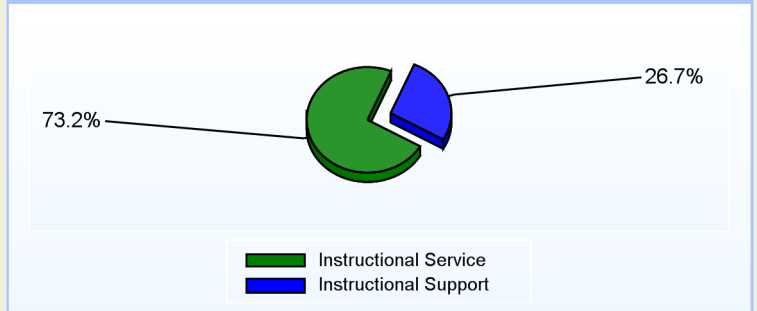


School Salary Allocation

Instructional Service	
	2014
Teachers	56.5%
Instructional Support	12.7%
Pupil Support	4.0%
Total	73.2%

Instructional Support	
	2014
Administration	13.4%
Secretaries	5.6%
Food Services	3.8%
Maintenance	3.9%
Total	26.7%

Instructional vs. Support (2013-2014)



For further information and detailed reports, visit

<http://profiles.doe.k12.de.us>

or contact your local school district office.

Glossary: <http://profiles.doe.k12.de.us/glossary.aspx>



Delaware Department of Education

John G. Townsend Building
 401 Federal Street, Suite #2
 Dover, Delaware, 19901 - 3639
 Phone: (302) 735-4000