

**District:** Prestige Academy  
**Address:** 1121 Thatcher Street, Wilmington DE 19802  
**Principal:** Cordie Greenlea  
**AYP:** Not Met

**Telephone:** (302) 762-3240  
**Web:** www.prestigeacademycs.org

**School Demographics**

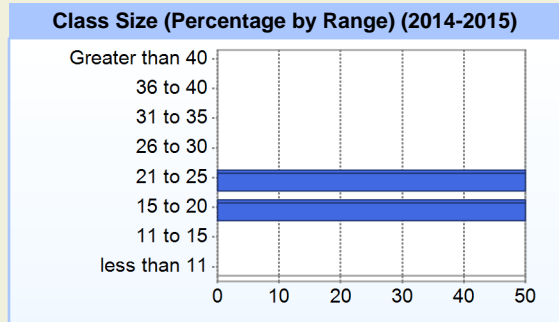
Fall Enrollment		
	2014	2015
Grade 5	49	44
Grade 6	86	78
Grade 7	84	76
Grade 8	68	48
Total	287	246

Enrollment by Race/Ethnicity		
	2014	2015
African American	94.8%	94.3%
Hawaiian	0.3%	0.4%
Hispanic/Latino	1.4%	2.0%
White	3.1%	3.3%
Multi-Racial	0.3%	

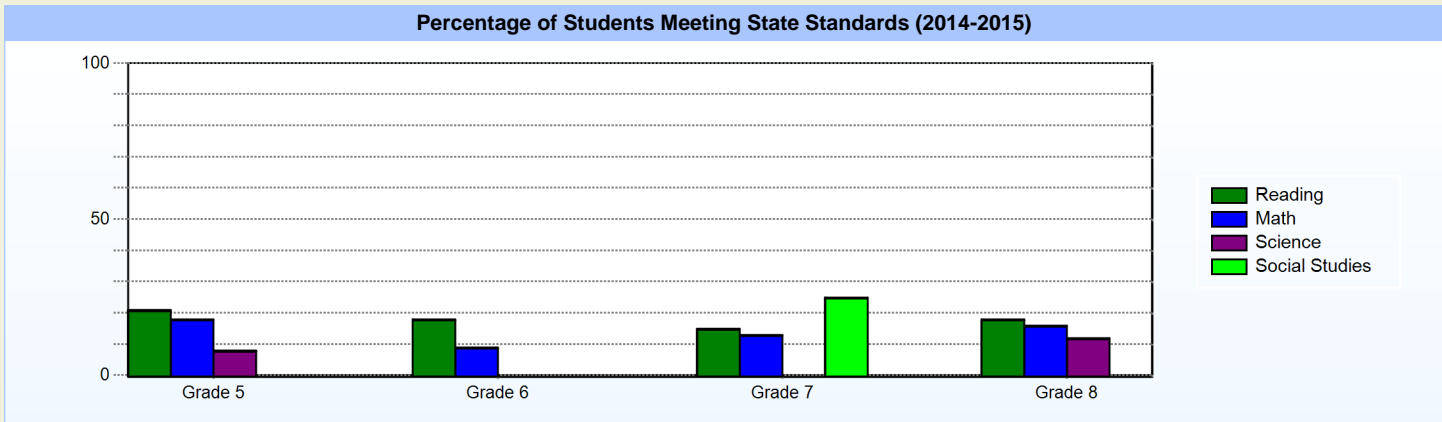
Other Student Characteristics		
	2014	2015
English Language Learner	0.3%	1.2%
Low Income	60.6%	58.1%
Special Education	19.5%	22.0%
Enrolled for Full Year	100.0%	N/A

Recently Arrived ELL Students	
	2015
Number of Students Not Tested on ELA Assessment	0

School Promotion by Grade	
	2014
Grade 5	93.9%
Grade 6	90.7%
Grade 7	84.5%
Grade 8	97.1%



**Student Achievement**



**Exemplary Programs**

Prestige Academy prepares young men in grades 5-8 for admission to and success in demanding college preparatory high schools. In a highly structured, achievement-oriented school culture, Prestige Academy students develop a strong academic foundation in the core subjects and the REAL values necessary for success: Respect and Responsibility, Excellence in Behavior, Academic Mastery, and Leadership.

Prestige Academy is Delaware's first same-gender public school. Prestige Academy was created to offer a tuition-free, public middle school alternative to boys in Wilmington and surrounding Delaware communities. In order to address the severe academic underperformance and low college matriculation rates of boys from these communities, the school offers a highly rigorous, college-preparatory curriculum supported by a structured school culture.

**Student - School Safety and Discipline**


**Number of Reported Offenses (2014-2015)**

	<u>School</u>	<u>District</u>	<u>State</u>
School Crimes (Title 14, Delaware Code, §4112)	4	4	678
Department of Education (DOE) Offenses	97	97	10432
All School Safety Policy in Place	N/A		

**Suspensions and Expulsions**

	<u>2015</u>
Number of Suspensions	328
Number of Expulsions	4
Count of Students Suspended/Expelled	131
September 30 Enrollment	246
Percent of Students Suspended/Expelled	53%
District Percentage	53%
State Percentage	12%

**Percent Days Present (2014-2015)**



**Our Staff**

**Number of Instructional Staff**

	<u>2015</u>
Teachers	18
Instructional Support	3
Pupil Support	1
Total	22

**Staff by Race/Ethnicity**

	<u>2015</u>
American Indian	0.0%
African American	68.2%
Asian American	0.0%
Hispanic	0.0%
White	31.8%

**Staffing Ratios**

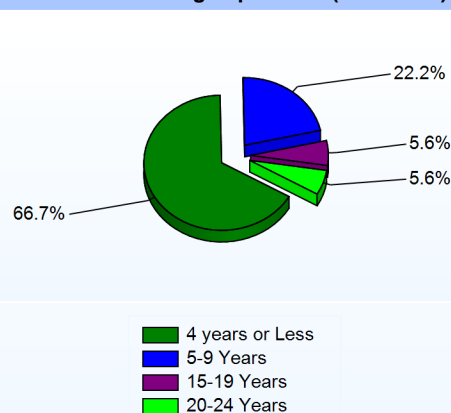
	<u>2015</u>
Students Per Teacher	14
Students Per Administrator	82
Students Per Instructional Staff	12
Students Per Pupil Support Staff	246
School Staff Per Administrator	8

**Staff Qualifications**

**Percentage of Classes Taught by Highly Qualified Teachers (2014-2015)**

	<u>Total Classes</u>	<u>% Highly Qualified</u>	<u>% Not Highly Qualified</u>
Reading/ Language Arts	9	66.7%	33.3%
Science	6	100.0%	0.0%
Mathematics	6	100.0%	0.0%
Social Studies	6	0.0%	100.0%
Elementary General	4	50.0%	50.0%

**Years of Teaching Experience (2014-2015)**



**Education Level**

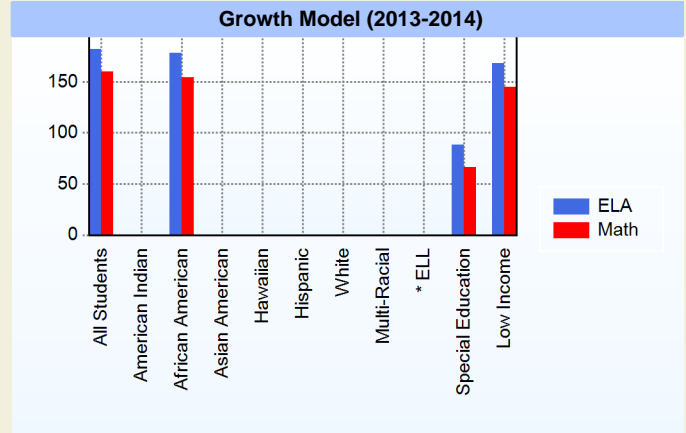
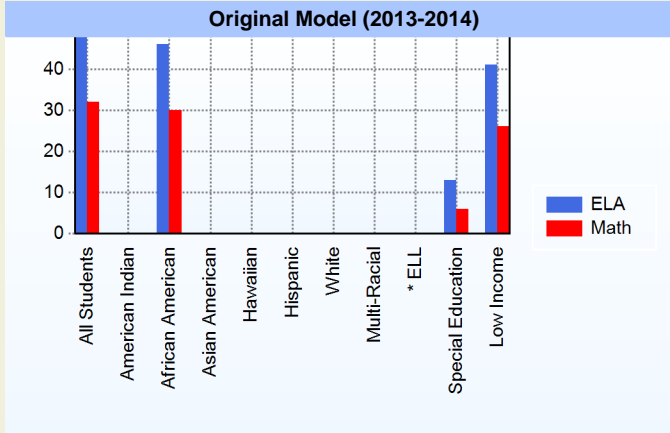
	<u>2015</u>
Percent with Masters Degree and Above	36.4%
Percent Holding National Board for Professional Teaching Standards	5.9%

**Curriculum Highlights**

In order to support academic achievement, Prestige Academy Charter School provides double periods of literacy and math instruction daily, and extends the length of school days (7:30 AM to 4:00 PM) and the academic year (194 school days). We also enforce strict behavioral rules. We teach, model, and require all students to develop and demonstrate Prestige Academy's REAL values: Respect and Responsibility, Excellence in Behavior, Academic Mastery, and Leadership through Service. Students wear uniforms, participate in community service, and benefit from a strong, no-excuses character education through which they are taught how to be Prestige Men. We involve parents as partners, and actively encourage all families to become involved in their child's education through frequent communication, home visits, parent workshops, and school contracts.

**AYP**

Only groups with greater than 40 students are reported



\* English Language Learner

\* English Language Learner

**% Test Participation (2013-2014)**

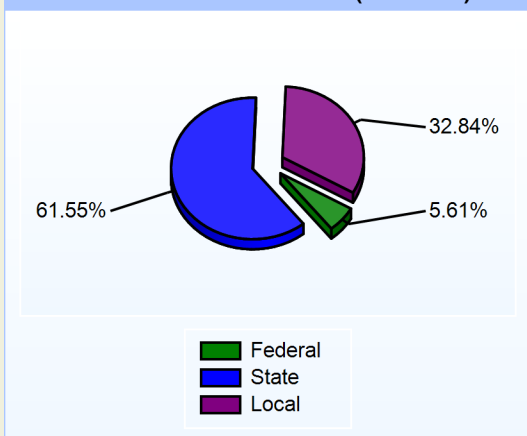
	<u>ELA</u>	<u>Math</u>	<u>ELA Goal</u>	<u>Math Goal</u>
All Students	98	100	95	95
American Indian	*	*	95	95
African American	98	100	95	95
Asian American	*	*	95	95
Hawaiian	*	*	95	95
Hispanic	*	*	95	95
White	*	*	95	95
Multi-Racial	*	*	95	95
English Language Learner	*	*	95	95
Special Education	90	100	95	95
Low Income	97	99	95	95



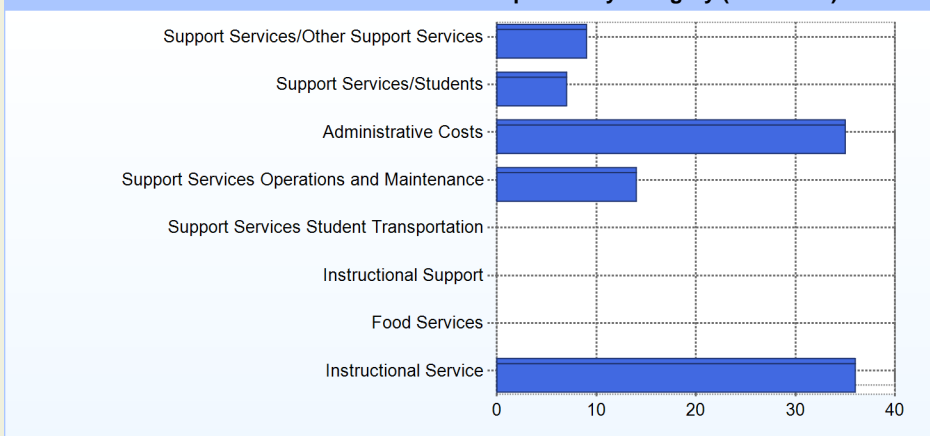
**School Finances**

District Expenditure per Pupil (2013-2014): \$12,202

**District Sources of Revenue (2013-2014)**



**Percent District Allocation of Current Expenses by Category (2013-2014)**



**School Salary Allocation**


**Instructional Service**

	2015
Teachers	63.3%
Instructional Support	9.0%
Pupil Support	3.8%
Total	76.1%

**Instructional Support**

	2015
Administration	18.3%
Secretaries	3.7%
Food Services	2.0%
Total	24.0%

**Instructional vs. Support (2014-2015)**



**For further information and detailed reports, visit**

**<http://profiles.doe.k12.de.us>**

**or contact your local school district office.**

**Glossary:** <http://profiles.doe.k12.de.us/glossary.aspx>



**Delaware Department of Education**

John G. Townsend Building  
 401 Federal Street, Suite #2  
 Dover, Delaware, 19901 - 3639  
 Phone: (302) 735-4000