

District: First State Military Academy **Telephone:** (302) 223-2150
Address: 355 West Duck Creek Road, P.O. Box 888, Clayton DE 19938 **Web:** www.fsmilitary.org/
Principal: Patrick Gallucci
AYP: Not Applicable

School Demographics

Fall Enrollment		
	2017	2018
Grade 9	142	150
Grade 10	101	121
Grade 11	45	100
Grade 12		38
Total	288	409

Enrollment by Race/Ethnicity		
	2017	2018
African American	22.9%	25.9%
American Indian	0.3%	0.2%
Asian	2.8%	2.2%
Hawaiian	0.3%	
Hispanic/Latino	14.2%	15.2%
White	58.0%	55.0%
Multi-Racial	1.4%	1.5%

Other Student Characteristics	
	2018
English Language Learner	1.5%
Low Income	28.1%
Special Education	14.9%
Enrolled for Full Year	100.0%

Recently Arrived ELL Students	
	2018
Number of Students Not Tested on ELA Assessment	0

School Promotion by Grade	
	2017
Grade 9	85.2%
Grade 10	96.0%
Grade 11	95.6%

No Data Available

Student Achievement

Advanced Placement (AP) (2017-2018)	
	2018
Advanced Placement Courses	5
No. of Students Enrolled	63

SAT: Average Scores for the Class of (2016-2017)			
	School	District	State
Math	420	420	488
Critical Reading	485	485	495
Writing	0	0	3
Total	905	905	986

Exemplary Programs

First State Military Academy is committed to making a positive difference in the lives of our students. We utilize two proven programs to enhance future success. We accomplish this by setting high academic expectations for all students. We maintain a strong school culture of trust, respect, and responsibility, and set high standards for teacher performances. We commit to the New Tech Network and problem-solving, project-based learning which leads to greater successes in college acceptance, college persistence, and career readiness. We are using our concepts to shape the lives of our students. We will forever change their future as we introduce them to valuable skills and attributes necessary to succeed in the 21st century. We are making a difference in the lives of our students, one day at a time.

Student - School Safety and Discipline


Number of Reported Offenses (2017-2018)

	<u>School</u>	<u>District</u>	<u>State</u>
School Crimes (Title 14, Delaware Code, §4112)	0	0	638
Department of Education (DOE) Offenses	19	19	12012
All School Safety Policy in Place	N/A		

Suspensions and Expulsions

	<u>2018</u>
Number of Suspensions	83
Number of Expulsions	0
Count of Students Suspended/Expelled	56
September 30 Enrollment	409
Percent of Students Suspended/Expelled	14%
District Percentage	14%
State Percentage	12%

Percent Days Present (2017-2018)



Our Staff

Number of Instructional Staff

	<u>2018</u>
Teachers	18
Instructional Support	2
Pupil Support	1
Total	21

Staff by Race/Ethnicity

	<u>2018</u>
American Indian	0.0%
African American	4.8%
Asian American	9.5%
Hispanic	0.0%
White	85.7%

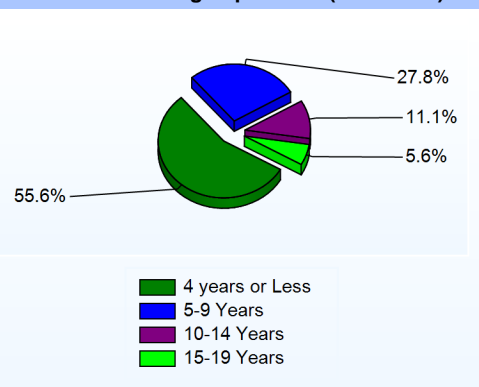
Staffing Ratios

	<u>2018</u>
Students Per Teacher	23
Students Per Administrator	102
Students Per Instructional Staff	20
Students Per Pupil Support Staff	409
School Staff Per Administrator	8

Education Level

	<u>2018</u>
Percent with Masters Degree and Above	61.9%

Years of Teaching Experience (2017-2018)



Curriculum Highlights

New Tech Network creates an innovative learning environment through a proven school model, a project-based learning platform, and powerful professional development. Technology supports our innovative approach to instruction and culture. With one-to-one computing and the latest in collaborative learning technology, every student becomes a self-directed learner who no longer has to rely on teachers or textbooks for knowledge and direction.

The goal of MCJROTC is to develop leadership, character and citizenship skills, and enhance self-discipline through a challenging four-year leadership education program. Our training is conducted to encourage initiative and individuality, to develop natural gifts, to teach self-control, to develop personal character, responsibility, and qualities of integrity, loyalty, and dedication. The leadership skills the students will learn in four years at First State Military Academy are more than most adults will experience in a lifetime.

Graduation Rate - ESEA 4 Year Adjusted

	<u>2016</u>	<u>2017</u>
	<u>ESEA</u>	<u>ESEA</u>
All Students	0.0%	0.0%
African American	0.0%	0.0%
Hispanic		0.0%
White		0.0%
Special Education	0.0%	0.0%
Low Income		0.0%

(-1-)

ELA

Math

ELA Goal

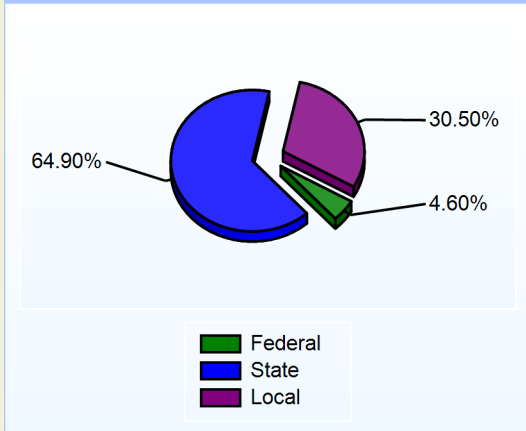
Math Goal



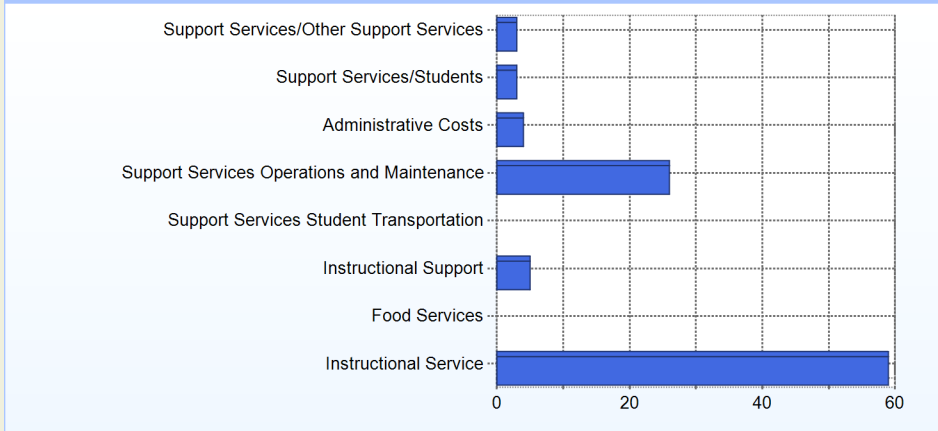
School Finances

District Expenditure per Pupil (2016-2017): \$13,832

District Sources of Revenue (2016-2017)



Percent District Allocation of Current Expenses by Category (2016-2017)

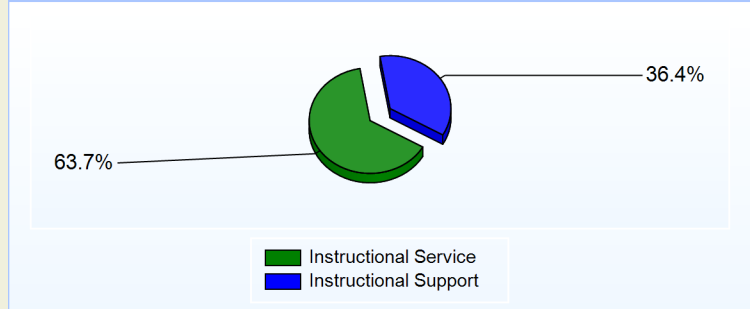


School Salary Allocation

Instructional Service	
2018	
Teachers	52.6%
Instructional Support	7.9%
Pupil Support	3.2%
Total	63.7%

Instructional Support	
2018	
Administration	17.2%
Secretaries	19.2%
Total	36.4%

Instructional vs. Support (2017-2018)



For further information and detailed reports, visit

<http://profiles.doe.k12.de.us>

or contact your local school district office.

Glossary: <http://profiles.doe.k12.de.us/glossary.aspx>



Delaware Department of Education

John G. Townsend Building
 401 Federal Street, Suite #2
 Dover, Delaware, 19901 - 3639
 Phone: (302) 735-4000