

**District:** Academy of Dover Charter School  
**Address:** 104 Saulsbury Road, Dover DE 19904  
**Principal:** Cheri Marshall  
**AYP:** Met

**Telephone:** (302) 674-0684  
**Web:** www.aodcharter.org

## School Demographics

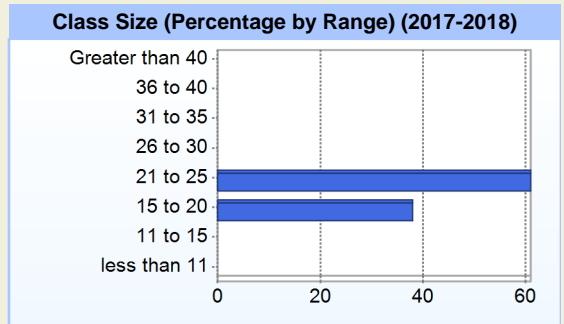
Fall Enrollment		
	2017	2018
Kindergarten	39	62
Grade 1	47	33
Grade 2	47	49
Grade 3	39	45
Grade 4	42	34
Grade 5	33	47
Total	247	270

Enrollment by Race/Ethnicity		
	2017	2018
African American	73.3%	73.0%
Asian	0.4%	
Hawaiian		0.7%
Hispanic/Latino	12.6%	13.3%
White	9.7%	10.0%
Multi-Racial	4.0%	3.0%

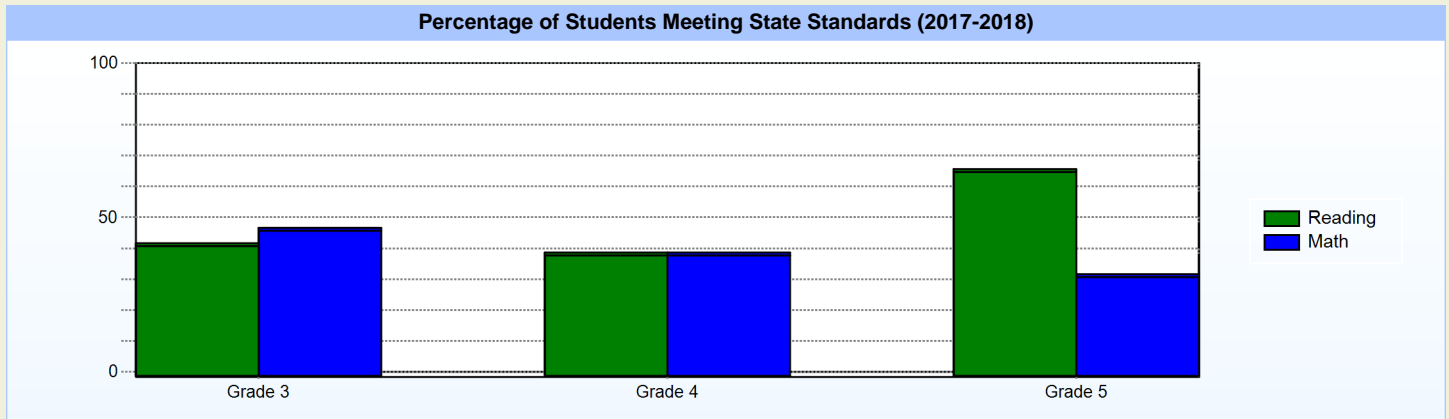
Other Student Characteristics	
	2018
English Language Learner	11.5%
Low Income	69.6%
Special Education	6.7%
Enrolled for Full Year	100.0%

Recently Arrived ELL Students	
	2018
Number of Students Not Tested on ELA Assessment	0

School Promotion by Grade	
	2017
Kindergarten	94.9%
Grade 1	100.0%
Grade 2	95.7%
Grade 3	97.4%
Grade 4	100.0%
Grade 5	100.0%



## Student Achievement



**Exemplary Programs**

The Academy of Dover operates on a 180 day school year. The hours are 7:45-3:15. All students participate in Technology, Art and Physical Education throughout the school year. Students spend more than 2 hours per day in small group instruction focusing on individualized needs and allowing students more opportunities to be involved and build self confidence.

**Student - School Safety and Discipline**


**Number of Reported Offenses (2017-2018)**

	<u>School</u>	<u>District</u>	<u>State</u>
School Crimes (Title 14, Delaware Code, §4112)	0	0	638
Department of Education (DOE) Offenses	5	5	12012
All School Safety Policy in Place	Yes		

**Suspensions and Expulsions**

	<u>2018</u>
Number of Suspensions	89
Number of Expulsions	0
Count of Students Suspended/Expelled	26
September 30 Enrollment	270
Percent of Students Suspended/Expelled	10%
District Percentage	10%
State Percentage	12%

**Percent Days Present (2017-2018)**



**Our Staff**

**Number of Instructional Staff**

	<u>2018</u>
Teachers	17
Pupil Support	1
Total	18

**Staff by Race/Ethnicity**

	<u>2018</u>
American Indian	0.0%
African American	27.8%
Asian American	0.0%
Hispanic	0.0%
White	72.2%

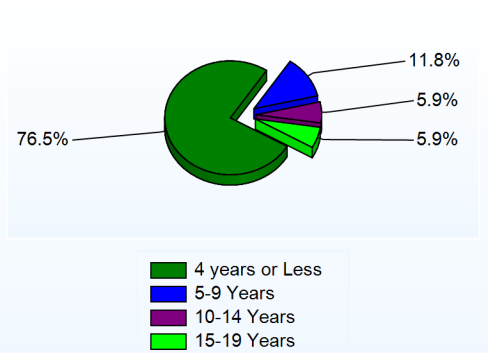
**Staffing Ratios**

	<u>2018</u>
Students Per Teacher	16
Students Per Administrator	270
Students Per Instructional Staff	16
Students Per Pupil Support Staff	270
School Staff Per Administrator	29

**Education Level**

	<u>2018</u>
Percent with Masters Degree and Above	38.9%
Percent Holding National Board for Professional Teaching Standards	0.0%

**Years of Teaching Experience (2017-2018)**



**Curriculum Highlights**

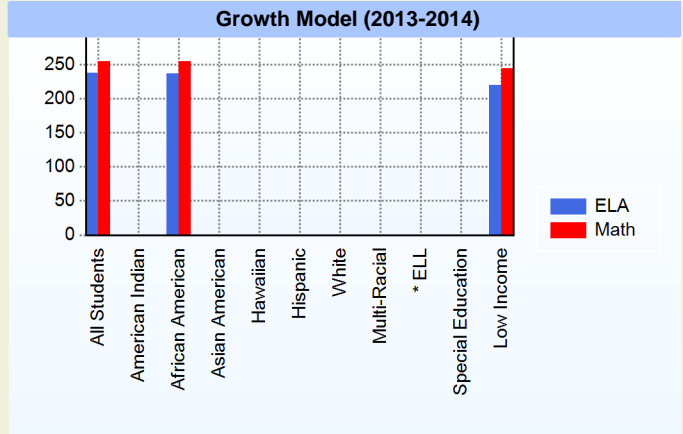
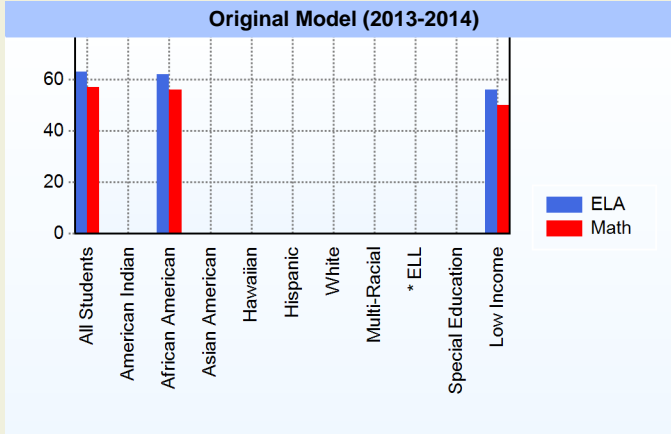
We have implemented a reduction in student/teacher ratio in each classroom during the language arts block by utilizing related art teachers in the classrooms during that time to assist with small group instruction.

AOD provides rigorous instruction aligned to the Common Core Standards. Teachers use meaningful assessments which gauge student progress and provide actionable information.

Writing is used in ALL content areas.

**AYP**

Only groups with greater than 40 students are reported



\* English Language Learner

\* English Language Learner

**% Test Participation (2013-2014)**

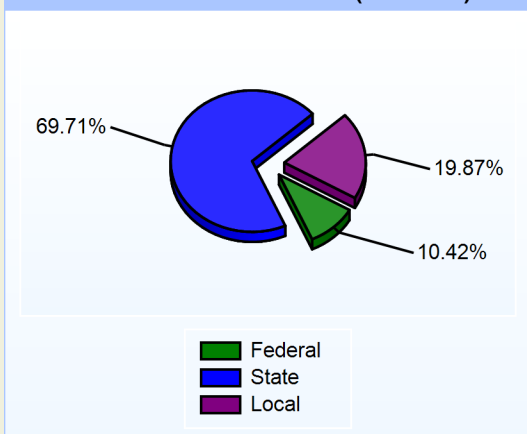
	<u>ELA</u>	<u>Math</u>	<u>ELA Goal</u>	<u>Math Goal</u>
All Students	99	100	95	95
American Indian	*	*	95	95
African American	99	100	95	95
Asian American	*	*	95	95
Hawaiian	*	*	95	95
Hispanic	*	*	95	95
White	*	*	95	95
Multi-Racial	*	*	95	95
English Language Learner	*	*	95	95
Special Education	*	*	95	95
Low Income	100	100	95	95



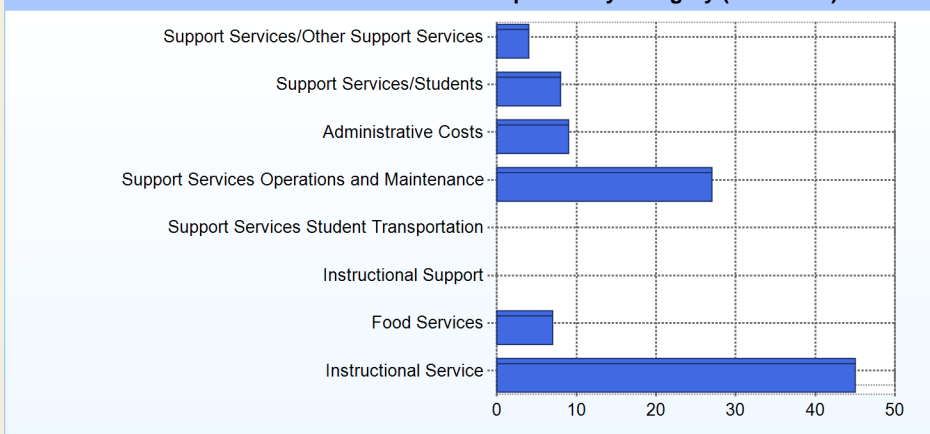
**School Finances**

District Expenditure per Pupil (2016-2017): \$12,986

**District Sources of Revenue (2016-2017)**



**Percent District Allocation of Current Expenses by Category (2016-2017)**



**School Salary Allocation**

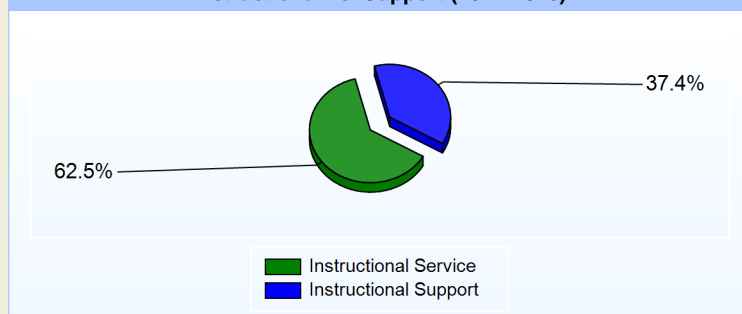
**Instructional Service**

	2018
Teachers	57.3%
Pupil Support	5.2%
Total	62.5%

**Instructional Support**

	2018
Administration	9.1%
Secretaries	22.5%
Food Services	2.9%
Maintenance	2.9%
Total	37.4%

**Instructional vs. Support (2017-2018)**



**For further information and detailed reports, visit**

**<http://profiles.doe.k12.de.us>**

**or contact your local school district office.**

**Glossary:** <http://profiles.doe.k12.de.us/glossary.aspx>



**Delaware Department of Education**

John G. Townsend Building  
 401 Federal Street, Suite #2  
 Dover, Delaware, 19901 - 3639  
 Phone: (302) 735-4000