

District: First State Montessori Academy
Address: 1000 North French Street, NULL, Wilmington DE 19801
Principal: Courtney Fox
AYP: Not Applicable

Telephone: (302) 576-1500
Web: www.firststatemontessori.org

School Demographics

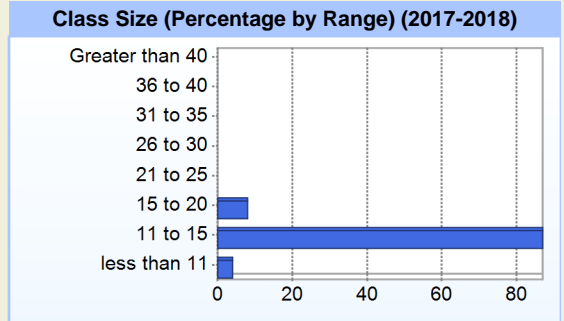
Fall Enrollment		
	2017	2018
Kindergarten	78	80
Grade 1	73	76
Grade 2	66	79
Grade 3	61	74
Grade 4	62	65
Grade 5	62	60
Grade 6	26	52
Grade 7		23
Total	428	509

Enrollment by Race/Ethnicity		
	2017	2018
African American	16.6%	16.7%
American Indian	1.4%	0.6%
Asian	5.1%	4.7%
Hawaiian	0.7%	0.6%
Hispanic/Latino	4.7%	3.7%
White	68.2%	69.0%
Multi-Racial	3.3%	4.7%

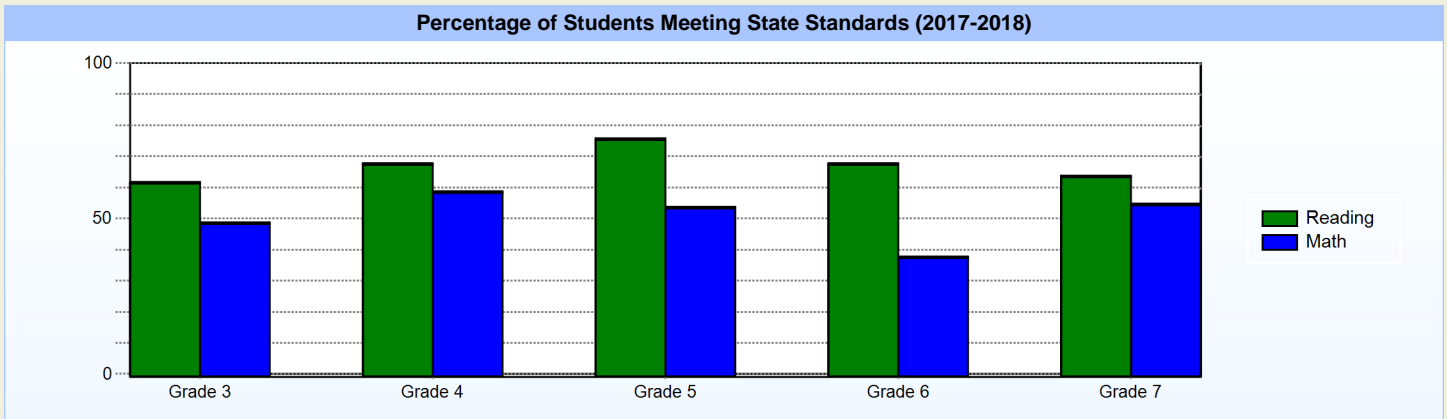
Other Student Characteristics	
	2018
English Language Learner	3.1%
Low Income	12.0%
Special Education	10.6%
Enrolled for Full Year	100.0%

School Promotion by Grade	
	2017
Kindergarten	97.4%
Grade 1	97.3%
Grade 2	100.0%
Grade 3	100.0%
Grade 4	96.8%
Grade 5	100.0%
Grade 6	100.0%

Recently Arrived ELL Students	
	2018
Number of Students Not Tested on ELA Assessment	0



Student Achievement



Exemplary Programs

Montessori education is recognized as the education of the future and is itself an exemplary curriculum model. While it is not a set program, it is an education that fosters children's creativity, innovation, self-efficacy, and provides a strong academic foundation. First State Montessori Academy provides parents and children with an authentic, time-tested, Montessori education in a public school. It's curriculum and programs are designed to improve student learning, allow for greater choice for parents, and serve as a model for alternative approaches to education by providing a proven and innovative teaching and learning environment.

Along with a Montessori education, First State Montessori Academy utilizes the Responsive Classroom approach to teaching and learning. This approach helps create learning environments where children thrive academically, socially and emotionally with a focus on building a caring community for learning.

Student - School Safety and Discipline


Number of Reported Offenses (2017-2018)

	<u>School</u>	<u>District</u>	<u>State</u>
School Crimes (Title 14, Delaware Code, §4112)	0	0	638
Department of Education (DOE) Offenses	35	35	12012
All School Safety Policy in Place	N/A		

Suspensions and Expulsions

	<u>2018</u>
Number of Suspensions	41
Number of Expulsions	0
Count of Students Suspended/Expelled	25
September 30 Enrollment	509
Percent of Students Suspended/Expelled	5%
District Percentage	5%
State Percentage	12%

Percent Days Present (2017-2018)



Our Staff

Number of Instructional Staff

	<u>2018</u>
Teachers	46
Instructional Support	2
Pupil Support	7
Total	55

Staff by Race/Ethnicity

	<u>2018</u>
American Indian	1.8%
African American	0.0%
Asian American	3.6%
Hispanic	1.8%
White	92.9%

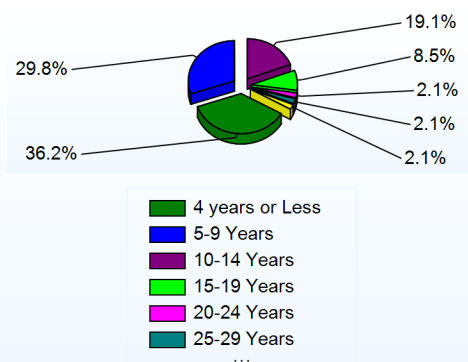
Staffing Ratios

	<u>2018</u>
Students Per Teacher	11
Students Per Administrator	170
Students Per Instructional Staff	11
Students Per Pupil Support Staff	76
School Staff Per Administrator	20

Education Level

	<u>2018</u>
Percent with Masters Degree and Above	53.6%

Years of Teaching Experience (2017-2018)



Curriculum Highlights

- True to the Montessori method, the curriculum at FSMA will meet each child's individual needs and will support self-directed learning.
- A focus on big ideas and essential questions with extended work periods that allow for depth of understanding and development of habits of mind.
- Hands-on interactive curricular materials and classroom environment that supports children developing from concrete to abstract thinking
- Academic development supported by an emphasis on the social/emotional development of the child within a multi-age community of learners.
- Collaborative learning and community service leading to mutual respect of others and the development of the child's global perspective.
- Child centered, inclusive learning environments utilize differentiated instruction and flexible grouping to meet the individual learning needs of each child.
- Classroom-based assessment and observation informs instructional decision making.

(-1-)

ELA

Math

ELA Goal

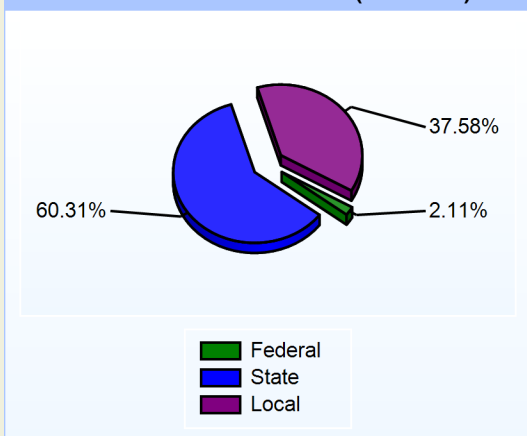
Math Goal



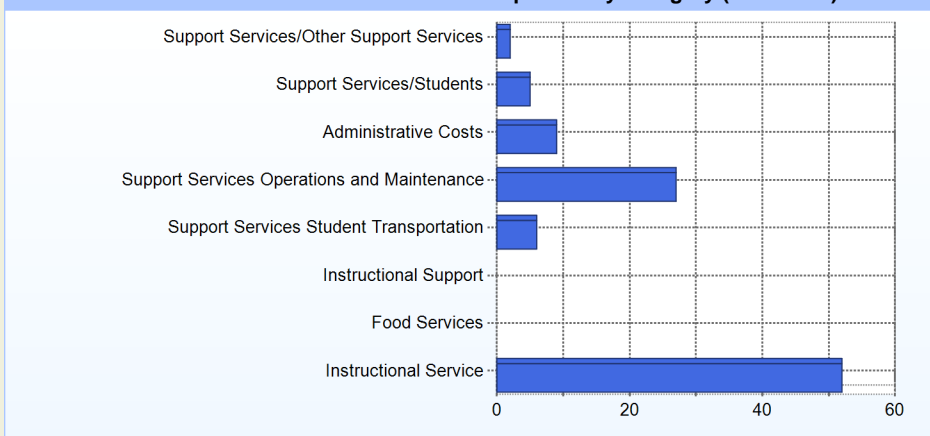
School Finances

District Expenditure per Pupil (2016-2017): \$12,706

District Sources of Revenue (2016-2017)



Percent District Allocation of Current Expenses by Category (2016-2017)

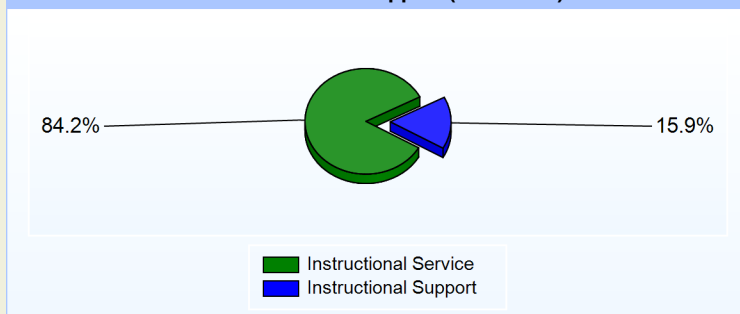


School Salary Allocation

Instructional Service	
2018	
Teachers	70.6%
Instructional Support	3.5%
Pupil Support	10.1%
Total	84.2%

Instructional Support	
2018	
Administration	8.3%
Secretaries	5.3%
Maintenance	2.3%
Total	15.9%

Instructional vs. Support (2017-2018)



For further information and detailed reports, visit

<http://profiles.doe.k12.de.us>

or contact your local school district office.

Glossary: <http://profiles.doe.k12.de.us/glossary.aspx>



Delaware Department of Education

John G. Townsend Building
 401 Federal Street, Suite #2
 Dover, Delaware, 19901 - 3639
 Phone: (302) 735-4000