

**District:** MOT Charter School  
**Address:** 1156 Levels Road, Middletown DE 19709  
**Principal:** Ned Southworth  
**AYP:** Met

**Telephone:** (302) 376-5125  
**Web:** www.motcharter.com

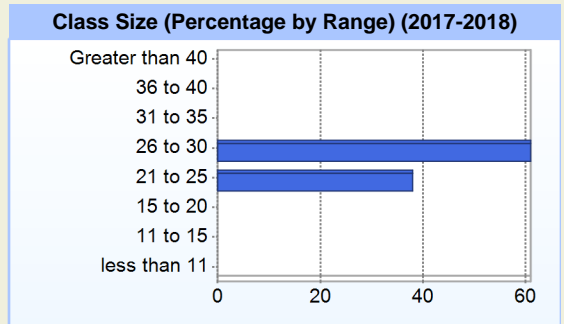
**School Demographics**

Fall Enrollment		
	2017	2018
Kindergarten	75	75
Grade 1	78	75
Grade 2	78	78
Grade 3	78	78
Grade 4	78	78
Grade 5	79	78
Grade 6	78	78
Grade 7	79	78
Grade 8	78	79
Grade 9	182	187
Grade 10	159	155
Grade 11	117	134
Grade 12		115
Total	1159	1288

Enrollment by Race/Ethnicity		
	2017	2018
African American	23.2%	22.8%
Asian	10.1%	11.6%
Hawaiian	0.3%	0.3%
Hispanic/Latino	6.1%	7.1%
White	57.4%	55.7%
Multi-Racial	2.9%	2.6%

Other Student Characteristics	
	2018
English Language Learner	1.2%
Low Income	6.3%
Special Education	5.5%
Enrolled for Full Year	100.0%

School Promotion by Grade	
	2017
Kindergarten	98.7%
Grade 1	98.7%
Grade 2	100.0%
Grade 3	100.0%
Grade 4	100.0%
Grade 5	100.0%
Grade 6	100.0%
Grade 7	100.0%
Grade 8	100.0%
Grade 9	88.5%
Grade 10	95.0%
Grade 11	98.3%

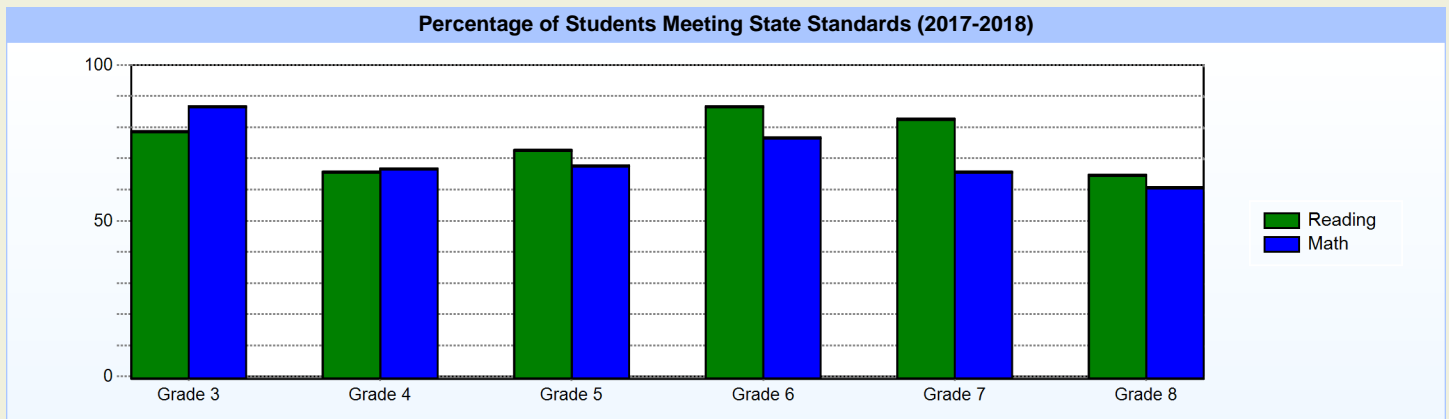


Recently Arrived ELL Students	
	2018
Number of Students Not Tested on ELA Assessment	0

**Student Achievement**

Advanced Placement (AP) (2017-2018)	
	2018
Advanced Placement Courses	6
No. of Students Enrolled	141

SAT: Average Scores for the Class of (2016-2017)			
	School	District	State
Math	360	360	488
Critical Reading	500	500	495
Writing	0	0	3
Total	860	860	986



**Exemplary Programs**

MOT Charter School is a community of teachers, parents and students committed to one goal; providing an enriching and rigorous education to every student. We provide a challenging curriculum in a safe and nurturing environment. At the core of MOT Charter is a belief that character development and personal responsibility form the basis for learning. The school facilitates the learning process within an environment of high ethical and academic standards. We prepare students to be creative, intuitive, and analytical thinkers. Extensive access to technology as an authentic learning tool develops technological literacy and prepares students for advanced study beyond high school. Parents and families are active participants in the life of the school, coaching athletic and academic teams, volunteering in classrooms, organizing school events, and fundraising. We host several parent education seminars throughout the year to help parents and students reach their goals.

**Student - School Safety and Discipline**


**Number of Reported Offenses (2017-2018)**

	<u>School</u>	<u>District</u>	<u>State</u>
School Crimes (Title 14, Delaware Code, §4112)	2	2	638
Department of Education (DOE) Offenses	26	26	12012
All School Safety Policy in Place	Yes		

**Suspensions and Expulsions**

	<u>2018</u>
Number of Suspensions	65
Number of Expulsions	0
Count of Students Suspended/Expelled	43
September 30 Enrollment	1288
Percent of Students Suspended/Expelled	3%
District Percentage	3%
State Percentage	12%

**Percent Days Present (2017-2018)**



**Our Staff**

**Number of Instructional Staff**

	<u>2018</u>
Teachers	73
Instructional Support	4
Pupil Support	4
Total	81

**Staff by Race/Ethnicity**

	<u>2018</u>
American Indian	0.0%
African American	1.2%
Asian American	1.2%
Hispanic	3.7%
White	93.8%

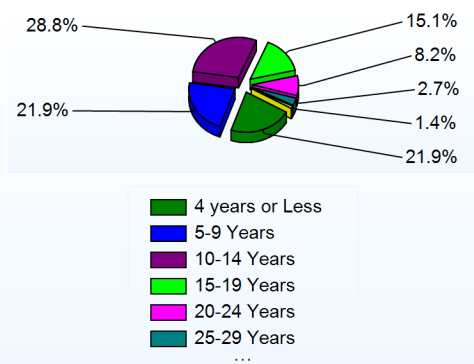
**Staffing Ratios**

	<u>2018</u>
Students Per Teacher	18
Students Per Administrator	184
Students Per Instructional Staff	17
Students Per Pupil Support Staff	322
School Staff Per Administrator	18

**Education Level**

	<u>2018</u>
Percent with Masters Degree and Above	59.3%
Percent Holding National Board for Professional Teaching Standards	0.0%

**Years of Teaching Experience (2017-2018)**



**Curriculum Highlights**

MOT Charter School serves students in grades K-12. The K-8 Academy prepares students to succeed in our academically challenging high school by providing a rigorous, well-rounded curriculum that features nine years of exploratory instruction in Visual and Performing Arts, Spanish, Computer Science, and two years of engineering and applied business education at the middle school level.

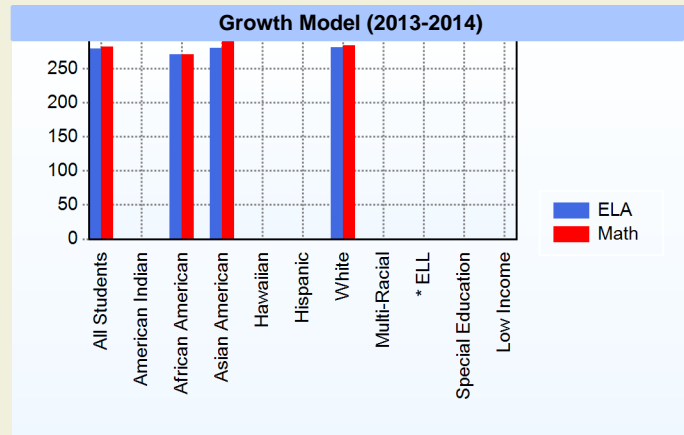
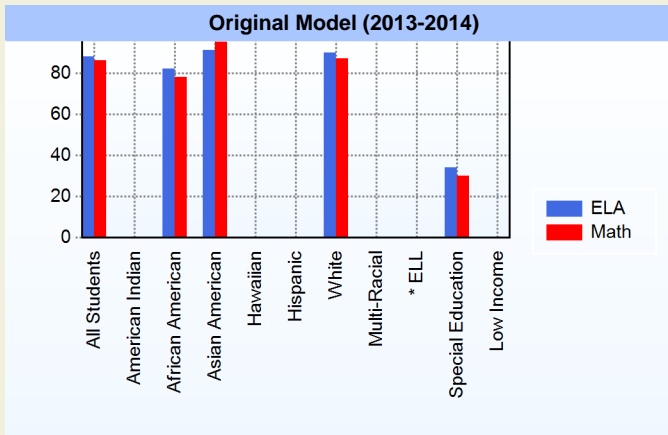
MOT Charter's high school prepares students to succeed in college. The college preparatory program, supported by an authentic 1-to-1 technology program, is centered on in-depth intellectual inquiry. The curriculum inspires creativity, curiosity, critical reasoning, and collaborative problem-solving. In addition to the core academic program, our Academy of the Arts offers 6 areas of study: Digital Communications, Dance, Instrumental Music, Vocal Music, Theater, and Visual Arts. Our Academy of Science & Technology offers 3 areas of study: Computer Science, Engineering, and Biotechnology.

**Graduation Rate - ESEA 4 Year Adjusted**

	2017
	ESEA
All Students	0.0%
White	0.0%

**AYP**

Only groups with greater than 40 students are reported



\* English Language Learner

\* English Language Learner

**% Test Participation (2013-2014)**

	ELA	Math	ELA Goal	Math Goal
All Students	100	100	95	95
American Indian	*	*	95	95
African American	100	100	95	95
Asian American	100	100	95	95
Hawaiian	*	*	95	95
Hispanic	*	*	95	95
White	100	100	95	95
Multi-Racial	*	*	95	95
English Language Learner	*	*	95	95
Special Education	*	*	95	95
Low Income	*	*	95	95

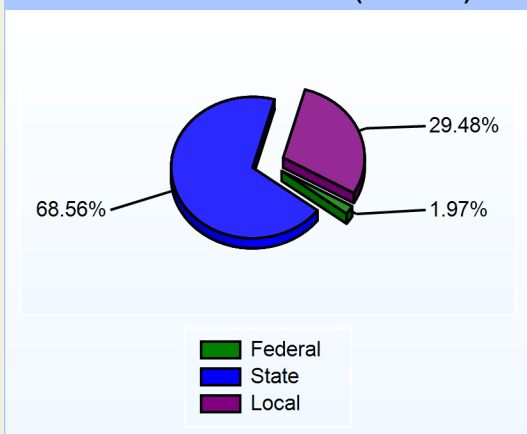
**Other**

Extracurricular activities provide an opportunity for students to learn and practice leadership, teamwork, persistence, and creativity that are crucial to future success. Both the lower school and the upper school offer an extensive extracurricular program. MOT Charter School students have the opportunity to learn, grow and excel outside of the classroom in more than 40 extracurricular programs including intramural sports and interscholastic Basketball, Cross Country, Volleyball, Soccer, Baseball, Softball, Golf, Lacrosse, and Field Hockey. In addition to athletics, students may also participate in academic honor societies, Spirit Club, Student Government, Band, Drama, Odyssey of the Mind, Math League, Science Olympiad, Science Fair, Yearbook, Meaningful Economics, Business Professionals of America (BPA), Technology Student Association (TSA), and Mock Trial.

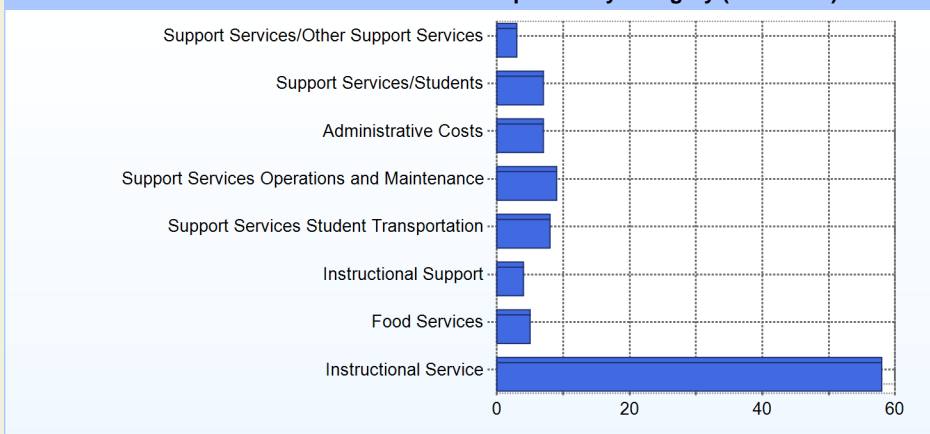
**School Finances**

**District Expenditure per Pupil (2016-2017):** \$9,532

**District Sources of Revenue (2016-2017)**



**Percent District Allocation of Current Expenses by Category (2016-2017)**




**School Salary Allocation**

Instructional Service	
2018	
Teachers	62.2%
Instructional Support	4.3%
Pupil Support	3.6%
<b>Total</b>	<b>70.1%</b>

Instructional Support	
2018	
Administration	10.9%
Secretaries	9.7%
Food Services	2.2%
Maintenance	7.1%
<b>Total</b>	<b>29.9%</b>

**Instructional vs. Support (2017-2018)**



**For further information and detailed reports, visit**

**<http://profiles.doe.k12.de.us>**

**or contact your local school district office.**

**Glossary:** <http://profiles.doe.k12.de.us/glossary.aspx>



**Delaware Department of Education**

John G. Townsend Building  
 401 Federal Street, Suite #2  
 Dover, Delaware, 19901 - 3639  
 Phone: (302) 735-4000