

District: Delmar School District
Address: 200 North Eighth Street, Delmar DE 19940
School District Superintendent: Charity Phillips

Telephone: (302) 846-9544
Web: www.delmar.k12.de.us/

School Board Members

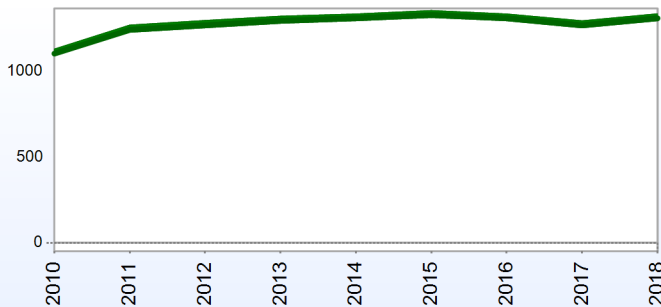
Shawn B. Brittingham, President
Thomas K. Elliott
A. Nicole Mezick, Executive Recording Secretary

Jason R. Coco
Raymond Vincent

Farrah D. Morelli
Charity Phillips, Executive Secretary

District Information

Enrollment History



Students Who Reside in the District

	2018
Number of Students in Public Schools (Non Charter)	1,348
Percent of Students in Public Schools (Non Charter)	95.3%
Number of Students in Non-Public Schools	66
Percent of Students in Non-Public Schools	4.7%

Fall Enrollment

	2017	2018
Pre-Kindergarten	4	3
Grade 5	150	184
Grade 6	156	156
Grade 7	168	166
Grade 8	174	173
Grade 9	191	166
Grade 10	167	190
Grade 11	156	168
Grade 12	141	142
Total	1,307	1,348

Enrollment by Race/Ethnicity

	2017	2018
African American	14.6%	14.2%
American Indian	0.5%	0.4%
Asian	3.0%	2.7%
Hispanic/Latino	6.4%	6.8%
White	69.9%	69.7%
Multi-Racial	5.6%	6.1%

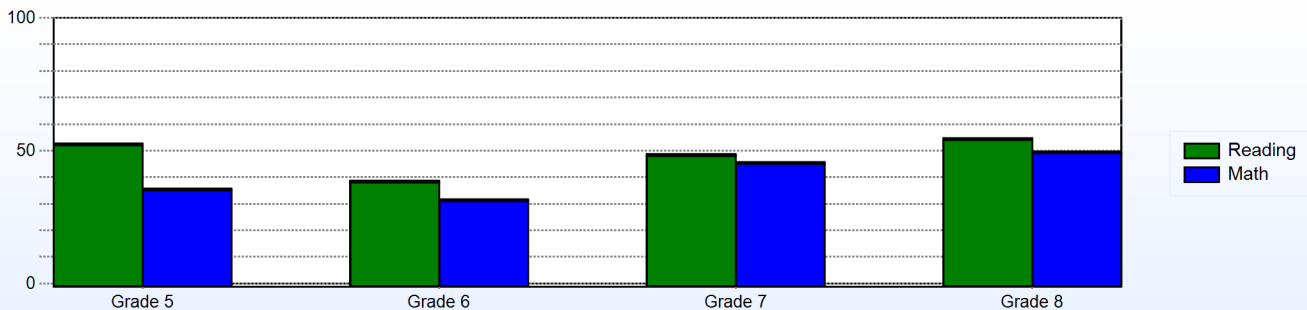
Other Student Characteristics

	2018
English Language Learner	3.5%
Low Income	15.5%
Special Education	9.1%
Enrolled for Full Year	100.0%

Advanced Placement (AP)

	2018
Advanced Placement Courses	8
No. of Students Enrolled	73

Percentage of Students Meeting State Standards



District Staff

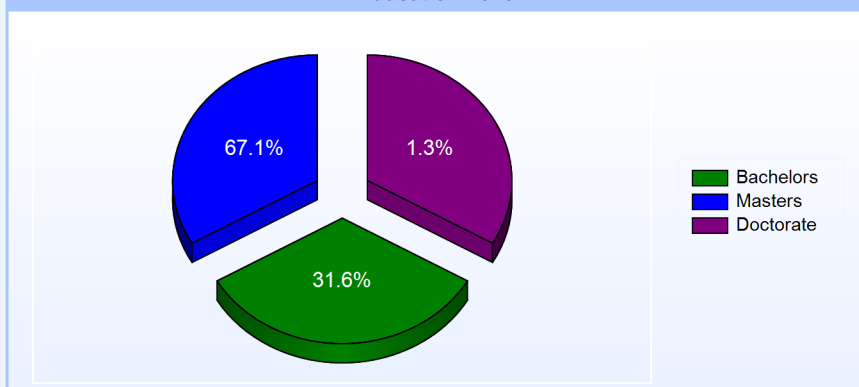
Number of Staff

	<u>2018</u>
Teachers	71
Instructional Support	7
Pupil Support	6
Administrators	6
Secretaries	24
Food Service	7
Maintenance	10
Total	131

School Choice

	<u>2018</u>
Number of Schools with Choice Students:	2
Number of State Choice Students: (choice students from another district)	75

Education Level



Graduation Rate - ESEA 4 Year Adjusted

	<u>2016</u>	<u>2017</u>
	<u>ESEA</u>	<u>ESEA</u>
All Students	82.2%	91.1%
American Indian	100.0%	50.0%
African American	71.4%	88.9%
Asian American	100.0%	100.0%
Hispanic	85.7%	75.0%
White	84.3%	92.5%
Multi-Racial	70.0%	90.0%
English Language Learner	100.0%	100.0%
Special Education	66.7%	73.3%
Low Income	65.5%	72.2%

Year End Position

	<u>Year-End Balance</u>	<u>Expenditures</u>	<u>Percentage</u>
2013	\$538,877.00	\$13,027,832.00	4.1%
2014	\$485,721.00	\$13,667,134.00	3.6%
2015	\$561,380.00	\$14,038,055.00	4.0%
2016	\$697,648.00	\$13,992,996.00	5.0%
2017	\$679,579.00	\$13,978,220.00	4.9%

Persistently Dangerous School

The school district has no "Persistently Dangerous Schools"

District Information

District DropOut Information

	2015		2016		2017	
	Count	Percent	Count	Percent	Count	Percent
District	8	1.3%	7	1.1%	5	0.8%

Delaware Accountability

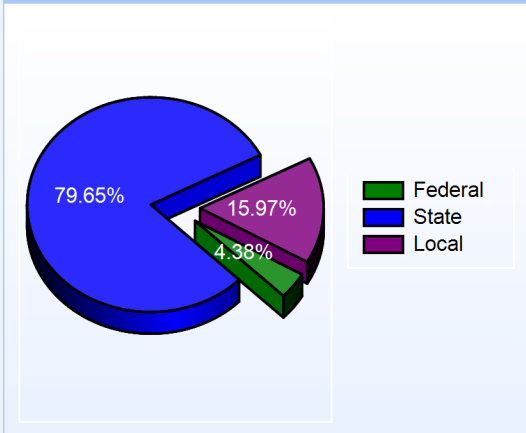
<u>School Category</u>	<u>School</u>	<u>AYP</u>
Middle	Delmar Middle School	Not Met
High School	Delmar High School	Met



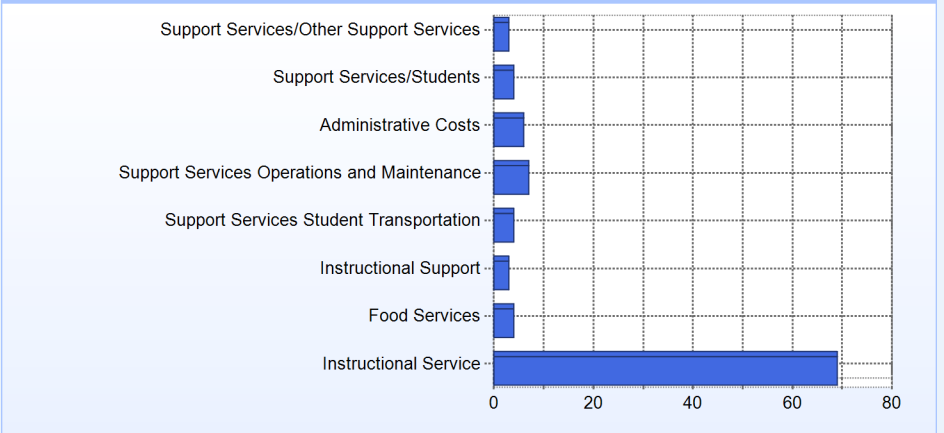
School Finances

District Expenditure per Pupil: \$10,695

District Sources of Revenue



Percent District Allocation of Current Expenses by Category

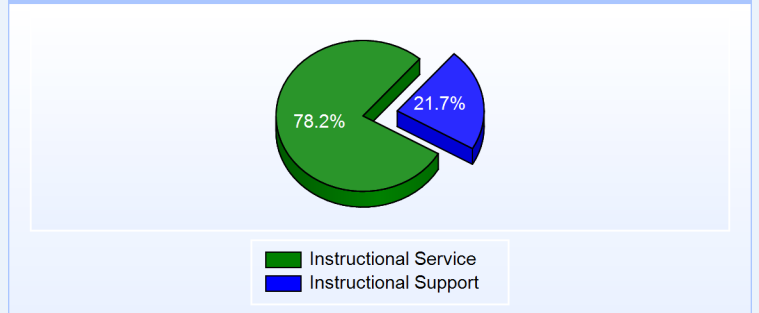


District Salary Allocation

Instructional Service	
2018	
Teachers	69.8%
Instructional Support	6.3%
Pupil Support	2.1%
Total	78.2%

Instructional Support	
2018	
Administration	2.8%
Secretaries	11.0%
Food Services	2.0%
Maintenance	5.9%
Total	21.7%

Instructional Vs Support



Snapshot of Average Teacher Salaries

	Bachelor	Master	15-19 Years	30 Years or More
	4 years or Less	4 years or Less		
Snapshot of Average Teacher Salaries	\$41,264	\$47,576	\$65,300	\$67,975

For further information and detailed reports, visit

<http://profiles.doe.k12.de.us>

or contact your local district office.



Delaware Department of Education

John G. Townsend Building
401 Federal Street, Suite #2
Dove, Delaware, 19901 - 3639
Phone: (302) 735-4000

District: Delmar School District
Address: 200 North Eighth Street, Delmar DE 19940
Principal: Andrew O'Neal
AYP: Met

Telephone: (302) 846-9544
Web: www.delmar.k12.de.us/education/components/layout/default.php?sectionid=4

School Demographics

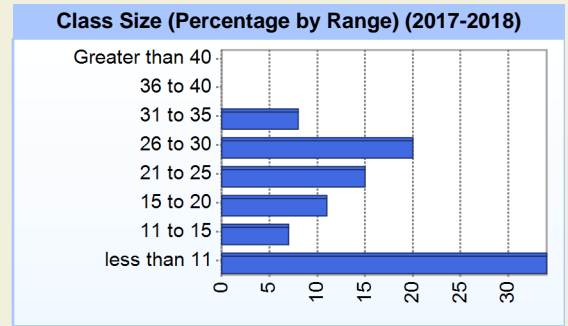
Fall Enrollment		
	2017	2018
Grade 9	189	160
Grade 10	165	187
Grade 11	154	165
Grade 12	139	140
Total	647	652

Enrollment by Race/Ethnicity		
	2017	2018
African American	14.7%	14.6%
American Indian	0.6%	0.6%
Asian	4.2%	3.8%
Hispanic/Latino	4.2%	5.2%
White	71.1%	70.6%
Multi-Racial	5.3%	5.2%

Other Student Characteristics	
	2018
English Language Learner	4.0%
Low Income	14.1%
Special Education	7.8%
Enrolled for Full Year	100.0%

Recently Arrived ELL Students	
	2018
Number of Students Not Tested on ELA Assessment	0

School Promotion by Grade	
	2017
Grade 9	98.4%
Grade 10	98.8%
Grade 11	96.8%
Grade 12	99.3%



Student Achievement

Advanced Placement (AP) (2017-2018)	
	2018
Advanced Placement Courses	8
No. of Students Enrolled	73

SAT: Average Scores for the Class of (2016-2017)			
	School	District	State
Math	501	501	488
Critical Reading	482	482	495
Writing	7	7	3
Total	990	990	986

Exemplary Programs

Delmar High School offers a wide range of outstanding programs and services. A rigorous academic curriculum is supplemented by many elective courses in music, art, and career and technical areas. Delmar offers Career and Technical Education pathways in technology education, business education, and agriculture education, which prepare students for work after high school, college, or the military.

There are also numerous extracurricular activities and clubs for students to participate in, giving them opportunities to help our community and allowing them to attend conferences at the state and national level. Students at Delmar High School can be involved in the Key Club, National Honor Society, Spanish Honor Society, TSA, FFA, BPA, SGA, and several others.

Athletics are also a large part of the Delmar experience with football, soccer, field hockey, cross country, basketball, wrestling, lacrosse, baseball, softball, volleyball, cheerleading, and others.

Student - School Safety and Discipline


Number of Reported Offenses (2017-2018)

	<u>School</u>	<u>District</u>	<u>State</u>
School Crimes (Title 14, Delaware Code, §4112)	7	8	638
Department of Education (DOE) Offenses	59	94	12012
All School Safety Policy in Place	Yes		

Suspensions and Expulsions

	<u>2018</u>
Number of Suspensions	375
Number of Expulsions	0
Count of Students Suspended/Expelled	154
September 30 Enrollment	652
Percent of Students Suspended/Expelled	24%
District Percentage	24%
State Percentage	12%

Percent Days Present (2017-2018)



Our Staff

Number of Instructional Staff

	<u>2018</u>
Teachers	35
Instructional Support	3
Pupil Support	2
Total	40

Staff by Race/Ethnicity

	<u>2018</u>
American Indian	0.0%
African American	2.5%
Asian American	0.0%
Hispanic	5.0%
White	92.5%

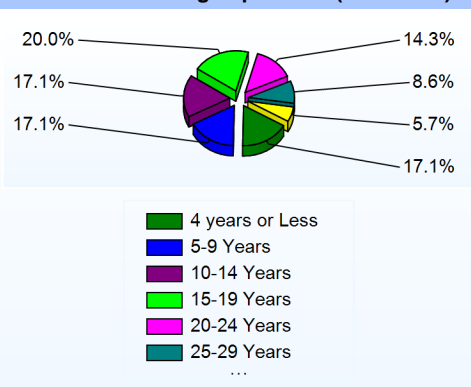
Staffing Ratios

	<u>2018</u>
Students Per Teacher	19
Students Per Administrator	652
Students Per Instructional Staff	17
Students Per Pupil Support Staff	326
School Staff Per Administrator	64

Education Level

	<u>2018</u>
Percent with Masters Degree and Above	65.0%
Percent Holding National Board for Professional Teaching Standards	0.0%

Years of Teaching Experience (2017-2018)



Curriculum Highlights

High standards for academic achievement are established for students at Delmar High School. Our academic pathways are college preparatory and our elective courses support the academic areas while also providing students with an opportunity to explore career options that both require college degrees or do not. Agriculture, Business, and Technology Education are available CTE pathways. AP courses, Wilmington University Dual Enrollment, and Academic Challenge Dual Enrollment courses through Delaware Technical Community College and the University of Delaware are available for students meeting the ACAP (Accelerated Course Access Policy). The administration and staff at Delmar High School are regularly evaluating the rigor and content of the courses offered and adjusting them as necessary. Several of the teachers work on projects at the state level in an effort to stay current on the latest developments on their curricular areas.

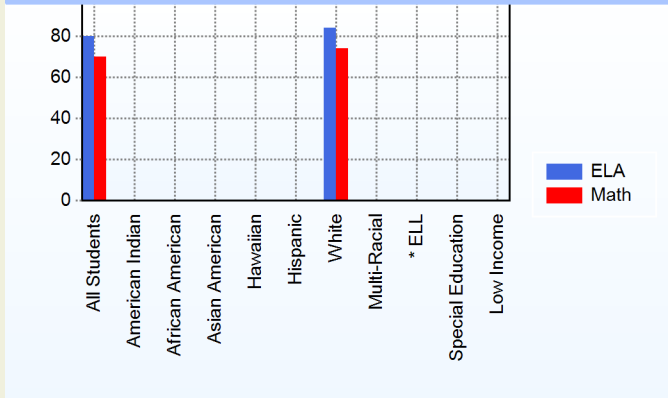
Graduation Rate - ESEA 4 Year Adjusted

	2016	2017
	ESEA	ESEA
All Students	82.2%	91.1%
American Indian	100.0%	50.0%
African American	71.4%	88.9%
Asian American	100.0%	100.0%
Hispanic	85.7%	75.0%
White	84.3%	92.5%
Multi-Racial	70.0%	90.0%
English Language Learner	100.0%	100.0%
Special Education	66.7%	73.3%
Low Income	65.5%	72.2%

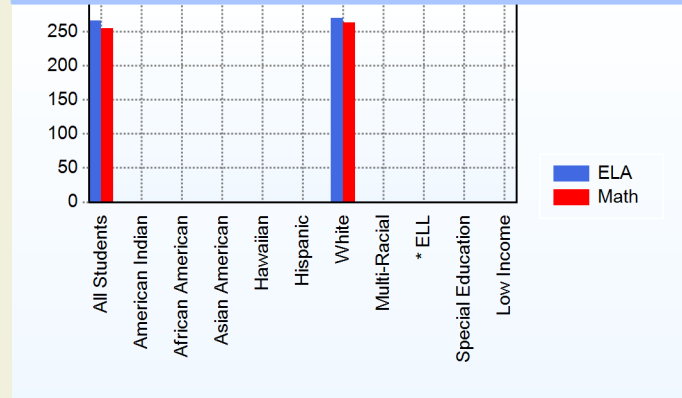
AYP

Only groups with greater than 40 students are reported

Original Model (2013-2014)



Growth Model (2013-2014)



* English Language Learner

* English Language Learner

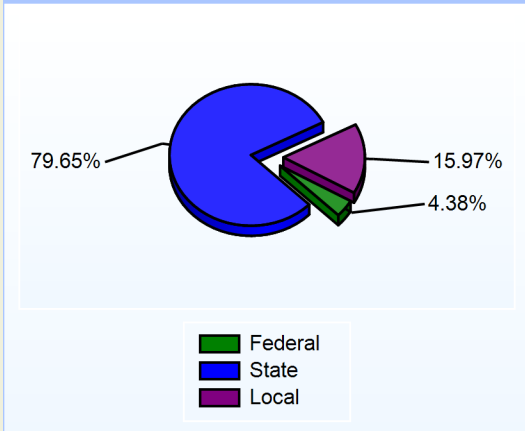
% Test Participation (2013-2014)

	ELA	Math	ELA Goal	Math Goal
All Students	100	100	95	95
American Indian	*	*	95	95
African American	*	*	95	95
Asian American	*	*	95	95
Hawaiian	*	*	95	95
Hispanic	*	*	95	95
White	100	100	95	95
Multi-Racial	*	*	95	95
English Language Learner	*	*	95	95
Special Education	*	*	95	95
Low Income	*	*	95	95

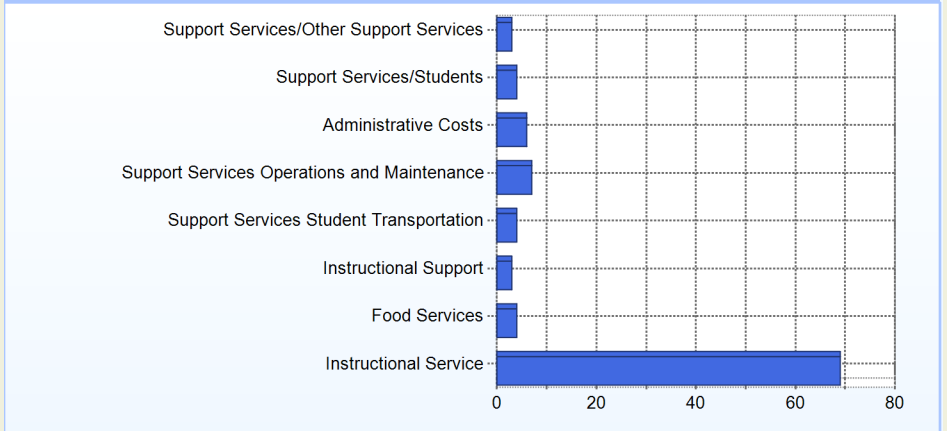
School Finances

District Expenditure per Pupil (2016-2017): \$10,695

District Sources of Revenue (2016-2017)



Percent District Allocation of Current Expenses by Category (2016-2017)




School Salary Allocation

Instructional Service	
2018	
Teachers	61.9%
Instructional Support	7.3%
Pupil Support	3.8%
Total	73.0%

Instructional Support	
2018	
Administration	2.6%
Secretaries	10.1%
Food Services	3.6%
Maintenance	10.7%
Total	27.0%

Instructional vs. Support (2017-2018)



For further information and detailed reports, visit

<http://profiles.doe.k12.de.us>

or contact your local school district office.

Glossary: <http://profiles.doe.k12.de.us/glossary.aspx>



Delaware Department of Education

John G. Townsend Building
 401 Federal Street, Suite #2
 Dover, Delaware, 19901 - 3639
 Phone: (302) 735-4000

District: Delmar School District
Address: 200 North Eighth Street, Delmar DE 19940
Principal: Andrew O'Neal
AYP: Not Met

Telephone: (302) 846-9544
Web: www.delmar.k12.de.us/education/school/school.php?sectiondetailid=75&

School Demographics

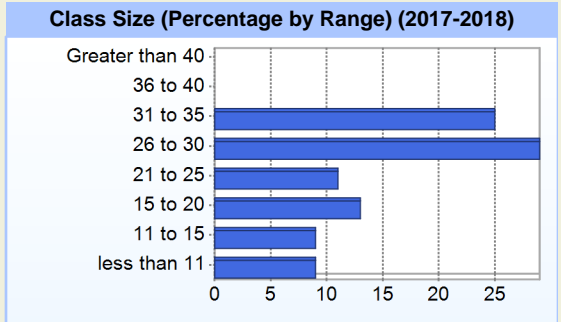
Fall Enrollment		
	2017	2018
Pre-Kindergarten	4	3
Grade 5	149	183
Grade 6	156	156
Grade 7	166	165
Grade 8	168	169
Total	643	676

Enrollment by Race/Ethnicity		
	2017	2018
African American	13.8%	13.5%
American Indian	0.3%	0.3%
Asian	1.9%	1.8%
Hispanic/Latino	8.9%	8.6%
White	69.1%	68.8%
Multi-Racial	6.1%	7.1%

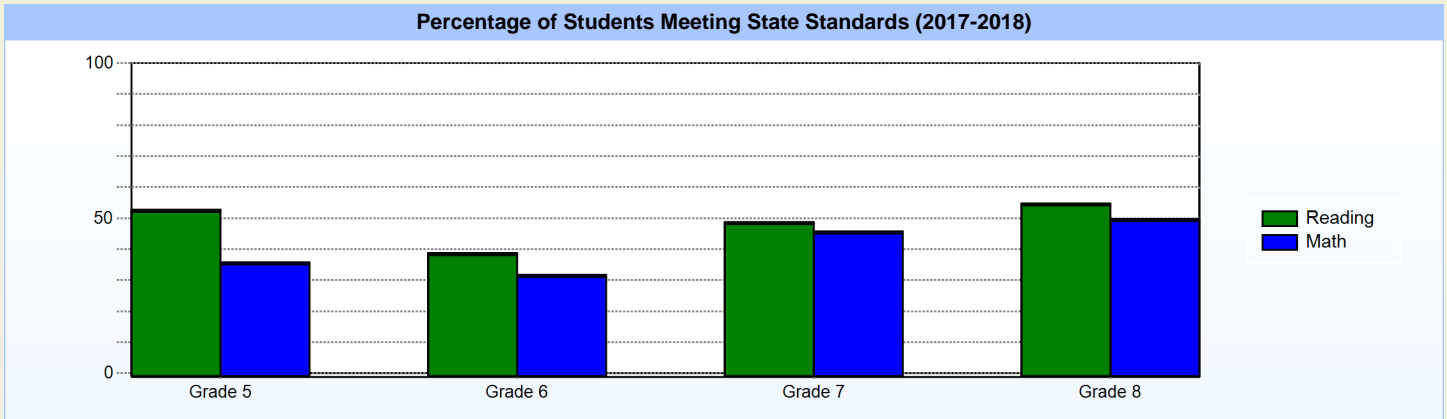
Other Student Characteristics	
	2018
English Language Learner	3.1%
Low Income	16.3%
Special Education	7.7%
Enrolled for Full Year	100.0%

Recently Arrived ELL Students	
	2018
Number of Students Not Tested on ELA Assessment	3

School Promotion by Grade	
	2017
Pre-Kindergarten	75.0%
Grade 5	98.0%
Grade 6	100.0%
Grade 7	100.0%
Grade 8	98.9%



Student Achievement



Exemplary Programs

Delmar Middle School offers students a wide range of outstanding opportunities both in the classroom and in extracurricular programs. There are several sports for them to participate in each season as well as clubs to meet anyone's interest. Some of the clubs available for students are National Junior Honor Society, Math League, Band, Chorus, Multicultural Club, Science Club, Culinary Club, and many more. Our athletic department offers football, soccer, field hockey, wrestling, basketball, baseball, softball, volleyball, cross country, and cheerleading.

Student - School Safety and Discipline


Number of Reported Offenses (2017-2018)

	<u>School</u>	<u>District</u>	<u>State</u>
School Crimes (Title 14, Delaware Code, §4112)	1	8	638
Department of Education (DOE) Offenses	35	94	12012
All School Safety Policy in Place	Yes		

Suspensions and Expulsions

	<u>2018</u>
Number of Suspensions	456
Number of Expulsions	0
Count of Students Suspended/Expelled	168
September 30 Enrollment	676
Percent of Students Suspended/Expelled	25%
District Percentage	24%
State Percentage	12%

Percent Days Present (2017-2018)



Our Staff

Number of Instructional Staff

	<u>2018</u>
Teachers	34
Instructional Support	2
Total	36

Staff by Race/Ethnicity

	<u>2018</u>
American Indian	0.0%
African American	0.0%
Asian American	2.8%
Hispanic	0.0%
White	97.2%

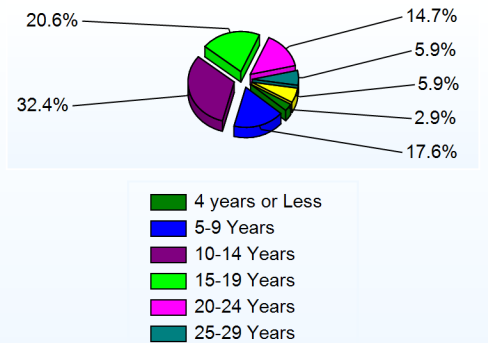
Staffing Ratios

	<u>2018</u>
Students Per Teacher	20
Students Per Administrator	676
Students Per Instructional Staff	19
Students Per Pupil Support Staff	0
School Staff Per Administrator	46

Education Level

	<u>2018</u>
Percent with Masters Degree and Above	72.2%
Percent Holding National Board for Professional Teaching Standards	0.0%

Years of Teaching Experience (2017-2018)

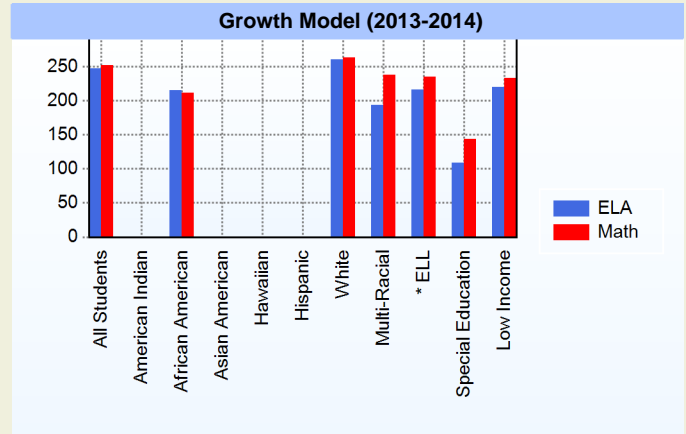
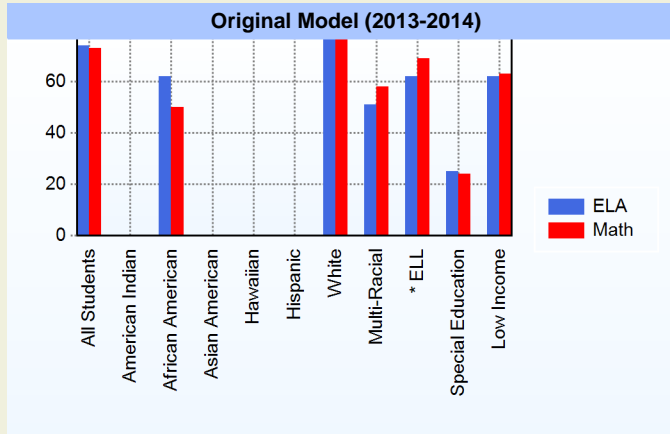


Curriculum Highlights

The Delmar School District continually strives to achieve top performance from their students. The administration and staff are always looking for ways to increase student achievement through the use of Learning Focused Strategies to engage students in higher order thinking as our instructional staff integrates Common Core Standards in the classroom. One measure of students' academic achievement is through performance on the DCAS (Science / Social Studies) or the Smarter Balanced Assessment (English/Language Arts & Mathematics). Our modified block schedule for English and Language Arts classes allow for more instructional time in smaller classes. The district also provides academic assistance through tutoring, double-dosing classes, and RTI (Response to Intervention) classes.

AYP

Only groups with greater than 40 students are reported



* English Language Learner

* English Language Learner

% Test Participation (2013-2014)

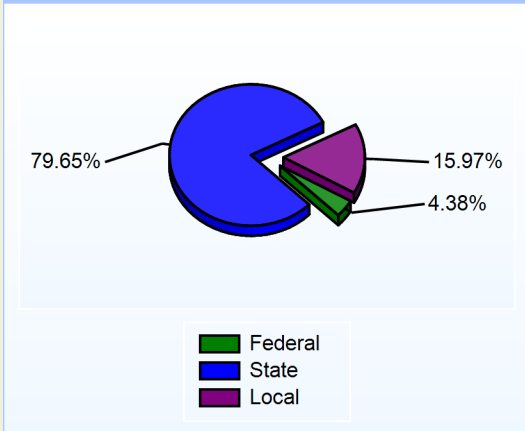
	<u>ELA</u>	<u>Math</u>	<u>ELA Goal</u>	<u>Math Goal</u>
All Students	100	100	95	95
American Indian	*	*	95	95
African American	100	100	95	95
Asian American	*	*	95	95
Hawaiian	*	*	95	95
Hispanic	100	100	95	95
White	100	100	95	95
Multi-Racial	100	100	95	95
English Language Learner	100	100	95	95
Special Education	100	100	95	95
Low Income	100	100	95	95



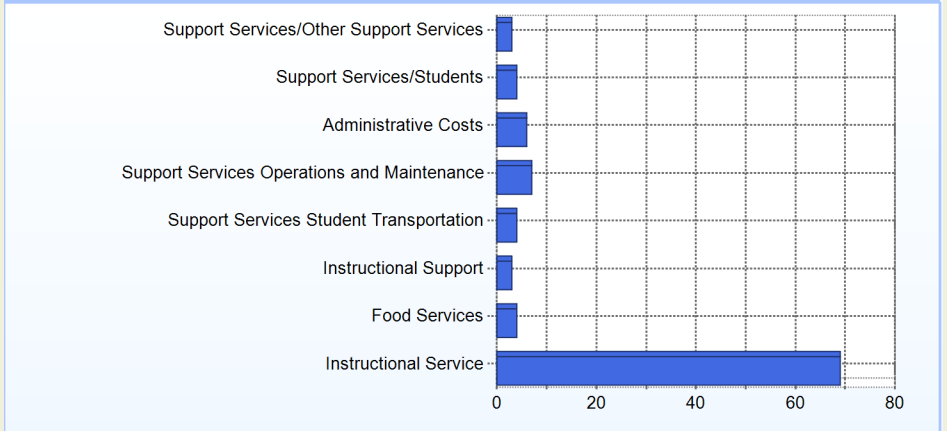
School Finances

District Expenditure per Pupil (2016-2017): \$10,695

District Sources of Revenue (2016-2017)



Percent District Allocation of Current Expenses by Category (2016-2017)

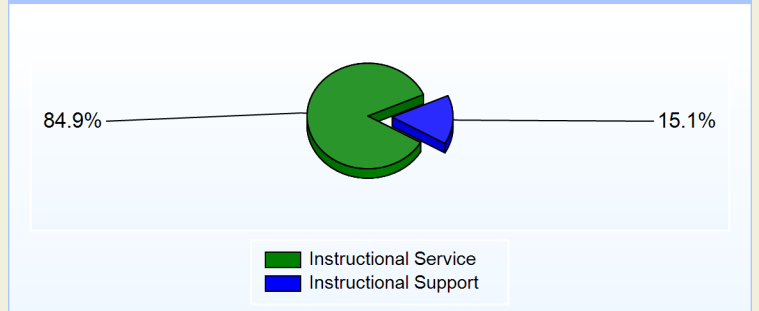


School Salary Allocation

Instructional Service	
2018	
Teachers	79.7%
Instructional Support	5.2%
Total	84.9%

Instructional Support	
2018	
Administration	3.1%
Secretaries	12.0%
Total	15.1%

Instructional vs. Support (2017-2018)



For further information and detailed reports, visit

<http://profiles.doe.k12.de.us>

or contact your local school district office.

Glossary: <http://profiles.doe.k12.de.us/glossary.aspx>



Delaware Department of Education

John G. Townsend Building
 401 Federal Street, Suite #2
 Dover, Delaware, 19901 - 3639
 Phone: (302) 735-4000