

District: First State Military Academy **Telephone:** (302) 223-2150
Address: 355 West Duck Creek Road, P.O. Box 888, Clayton DE 19938 **Web:** www.fsmilitaryacademy.org/
Principal: Patrick Gallucci
AYP: Not Applicable

School Demographics

Fall Enrollment		
	2016	2017
Grade 9	142	142
Grade 10	60	101
Grade 11		45
Total	202	288

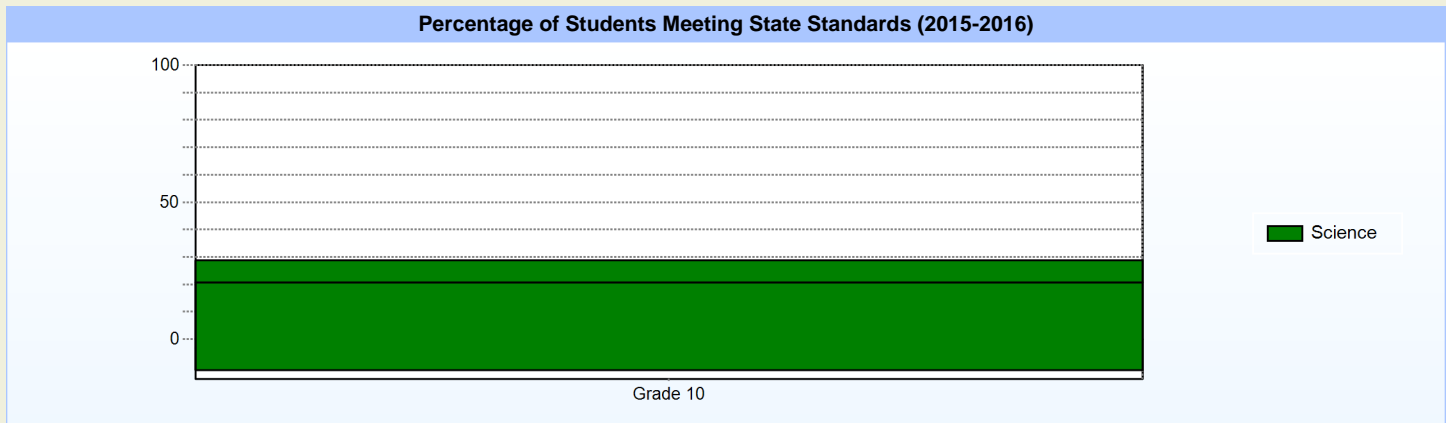
Enrollment by Race/Ethnicity		
	2016	2017
African American	24.3%	22.9%
American Indian		0.3%
Asian	1.0%	2.8%
Hawaiian		0.3%
Hispanic/Latino	9.4%	14.2%
White	61.4%	58.0%
Multi-Racial	4.0%	1.4%

Other Student Characteristics		
	2016	2017
English Language Learner	0.5%	1.7%
Low Income	35.6%	29.5%
Special Education	19.3%	17.4%
Enrolled for Full Year	100.0%	N/A

Recently Arrived ELL Students	
	2017
Number of Students Not Tested on ELA Assessment	0

No Data Available

Student Achievement



Exemplary Programs

First State Military Academy is committed to making a positive difference in the lives of our students. We utilize two proven programs to enhance future success. We accomplish this by setting high academic expectations for all students. We maintain a strong school culture of trust, respect, and responsibility, and set high standards for teacher performances. We commit to the New Tech Network and problem-solving, project-based learning which leads to greater successes in college acceptance, college persistence, and career readiness. We are using our concepts to shape the lives of our students. We will forever change their future as we introduce them to valuable skills and attributes necessary to succeed in the 21st century. We are making a difference in the lives of our students, one day at a time.

Student - School Safety and Discipline


Number of Reported Offenses (2015-2016)

	<u>School</u>	<u>District</u>	<u>State</u>
School Crimes (Title 14, Delaware Code, §4112)	3	3	793
Department of Education (DOE) Offenses	19	19	12978
All School Safety Policy in Place	N/A		

Suspensions and Expulsions

	<u>2016</u>
Number of Suspensions	82
Number of Expulsions	4
Count of Students Suspended/Expelled	38
September 30 Enrollment	202
Percent of Students Suspended/Expelled	19%
District Percentage	19%
State Percentage	13%

Percent Days Present (2016-2017)



Our Staff

Number of Instructional Staff

	<u>2017</u>
Teachers	13
Instructional Support	3
Pupil Support	2
Total	18

Staff by Race/Ethnicity

	<u>2017</u>
American Indian	0.0%
African American	5.6%
Asian American	0.0%
Hispanic	0.0%
White	94.4%

Staffing Ratios

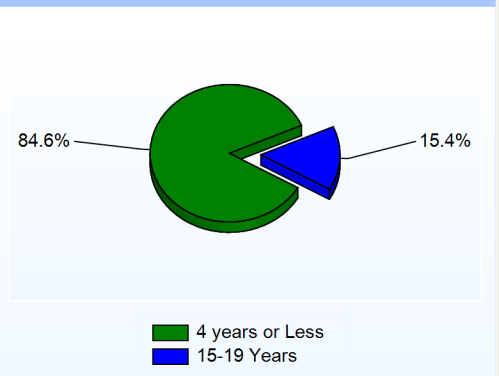
	<u>2017</u>
Students Per Teacher	22
Students Per Administrator	96
Students Per Instructional Staff	18
Students Per Pupil Support Staff	144
School Staff Per Administrator	7

Staff Qualifications

Percentage of Classes Taught by Highly Qualified Teachers (2015-2016)

	<u>Total Classes</u>	<u>% Highly Qualified</u>	<u>% Not Highly Qualified</u>
English	10	100.0%	0.0%
Arts	1	100.0%	0.0%
Foreign Languages	6	0.0%	100.0%
Science	10	60.0%	40.0%
Mathematics	11	72.7%	27.3%
Civics & Government	8	100.0%	0.0%
History	3	100.0%	0.0%

Years of Teaching Experience (2016-2017)



Education Level

	<u>2017</u>
Percent with Masters Degree and Above	55.6%

Curriculum Highlights

New Tech Network creates an innovative learning environment through a proven school model, a project-based learning platform, and powerful professional development. Technology supports our innovative approach to instruction and culture. With one-to-one computing and the latest in collaborative learning technology, every student becomes a self-directed learner who no longer has to rely on teachers or textbooks for knowledge and direction.

The goal of MCJROTC is to develop leadership, character and citizenship skills, and enhance self-discipline through a challenging four-year leadership education program. Our training is conducted to encourage initiative and individuality, to develop natural gifts, to teach self-control, to develop personal character, responsibility, and qualities of integrity, loyalty, and dedication. The leadership skills the students will learn in four years at First State Military Academy are more than most adults will experience in a lifetime.

Graduation Rate - ESEA 4 Year Adjusted

	<u>2016</u>
	<u>ESEA</u>
All Students	0.0%
African American	0.0%
Special Education	0.0%

(-1-)

ELA

Math

ELA Goal

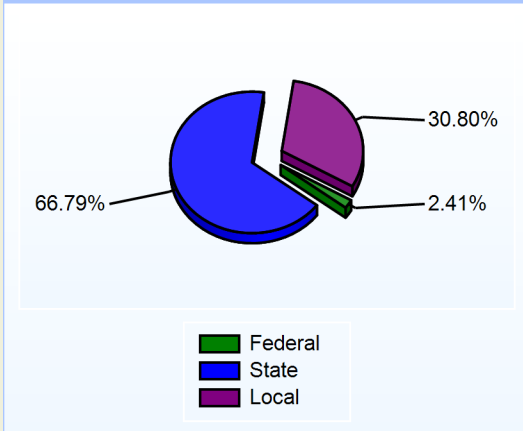
Math Goal



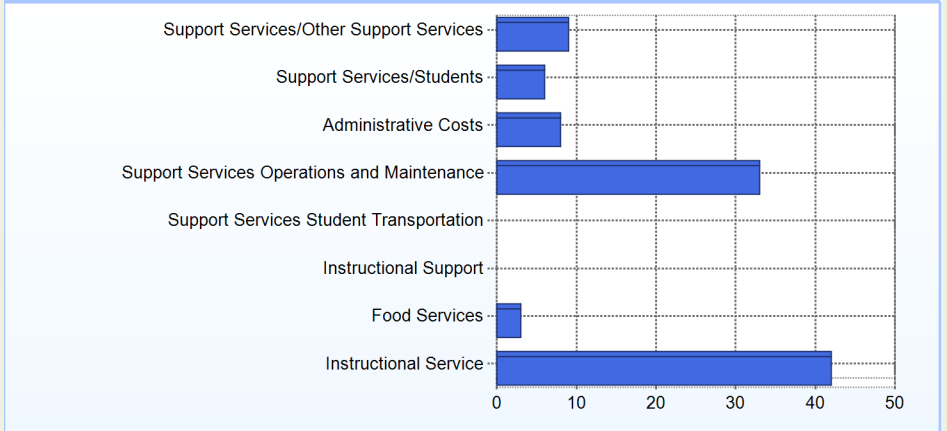
School Finances

District Expenditure per Pupil (2015-2016): \$11,471

District Sources of Revenue (2015-2016)



Percent District Allocation of Current Expenses by Category (2015-2016)



School Salary Allocation


Instructional Service

	<u>2017</u>
Teachers	52.6%
Instructional Support	9.6%
Pupil Support	8.8%
Total	71.0%

Instructional Support

	<u>2017</u>
Administration	18.8%
Secretaries	4.3%
Food Services	2.1%
Maintenance	3.8%
Total	29.0%

Instructional vs. Support (2016-2017)



For further information and detailed reports, visit

<http://profiles.doe.k12.de.us>

or contact your local school district office.

Glossary: <http://profiles.doe.k12.de.us/glossary.aspx>



Delaware Department of Education

John G. Townsend Building
401 Federal Street, Suite #2
Dover, Delaware, 19901 - 3639
Phone: (302) 735-4000