

District: East Side Charter School **Telephone:** (302) 762-5834
Address: 3000 North Claymont Street, Wilmington DE 19802 **Web:** www.escs.charter.k12.de.us
Principal: Aaron Bass
AYP: Met

School Demographics

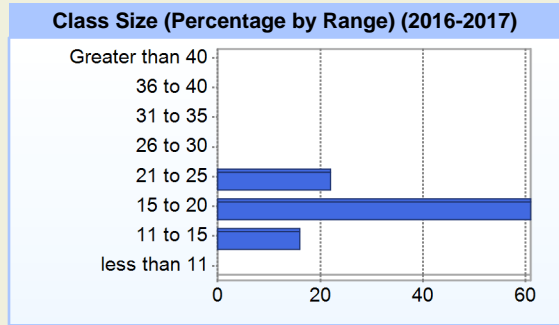
Fall Enrollment		
	2016	2017
Kindergarten	65	64
Grade 1	60	58
Grade 2	53	64
Grade 3	52	51
Grade 4	58	43
Grade 5	38	53
Grade 6	39	33
Grade 7	43	37
Grade 8	35	43
Total	443	446

Enrollment by Race/Ethnicity		
	2016	2017
African American	88.5%	91.3%
Hispanic/Latino	11.3%	8.5%
Multi-Racial	0.2%	0.2%

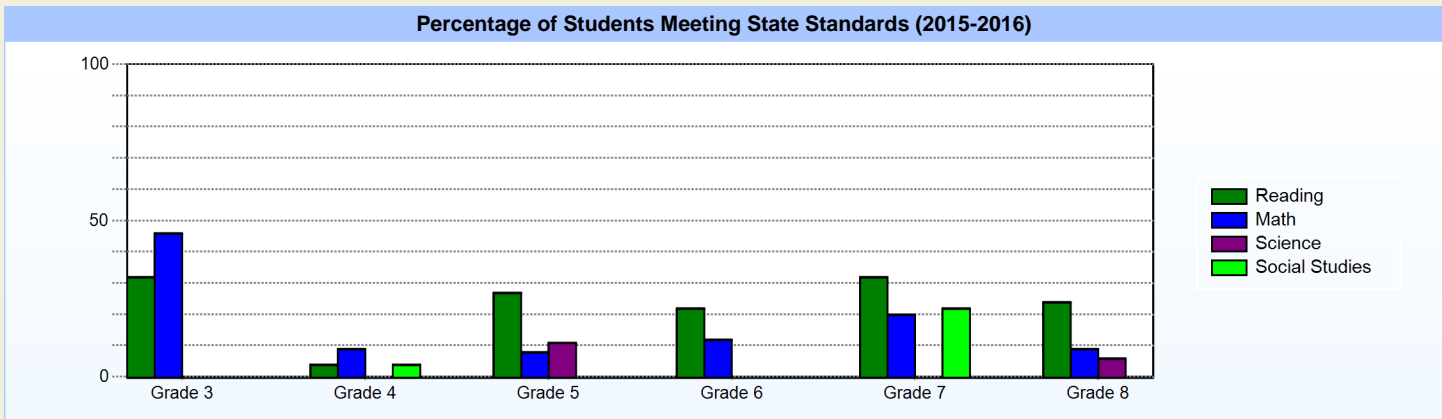
Other Student Characteristics		
	2016	2017
English Language Learner	3.4%	1.6%
Low Income	80.1%	83.4%
Special Education	12.9%	12.8%
Enrolled for Full Year	100.0%	N/A

School Promotion by Grade	
	2015
Kindergarten	95.0%
Grade 1	93.3%
Grade 2	100.0%
Grade 3	100.0%
Grade 4	97.7%
Grade 5	100.0%
Grade 6	100.0%
Grade 7	100.0%
Grade 8	100.0%

Recently Arrived ELL Students	
	2017
Number of Students Not Tested on ELA Assessment	0



Student Achievement



Exemplary Programs

EastSide Charter School (ESCS) provides families with exemplary programs in academics, extracurricular activities, the arts, and athletics. Our community of educators, families and students value our Habits of Work and Learning: Responsibility, Collaboration, Persistence and Courage. ESCS offers an educational option within the public school system for families and students seeking a strong academic program that invites and encourages family involvement in a student’s education.

EastSide believes deeply in the marriage of all three dimensions of student achievement: mastery of knowledge and skills, student character, and high quality student work. In order to ensure achievement for all students, we provide opportunities for students to lead their own learning through collaborative work, leadership opportunities, and engagement with authentic audiences. We survey parents regularly to determine their level of satisfaction.

Student - School Safety and Discipline


Number of Reported Offenses (2015-2016)

	<u>School</u>	<u>District</u>	<u>State</u>
School Crimes (Title 14, Delaware Code, §4112)	0	0	793
Department of Education (DOE) Offenses	83	83	12978
All School Safety Policy in Place	Yes		

Suspensions and Expulsions

	<u>2016</u>
Number of Suspensions	289
Number of Expulsions	0
Count of Students Suspended/Expelled	128
September 30 Enrollment	443
Percent of Students Suspended/Expelled	29%
District Percentage	29%
State Percentage	13%

Percent Days Present (2016-2017)



Our Staff

Number of Instructional Staff

	<u>2017</u>
Teachers	37
Instructional Support	10
Pupil Support	6
Total	53

Staff by Race/Ethnicity

	<u>2017</u>
American Indian	0.0%
African American	35.8%
Asian American	0.0%
Hispanic	1.9%
White	62.3%

Staffing Ratios

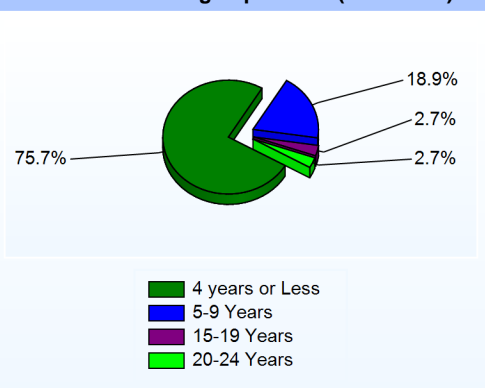
	<u>2017</u>
Students Per Teacher	12
Students Per Administrator	37
Students Per Instructional Staff	10
Students Per Pupil Support Staff	74
School Staff Per Administrator	6

Staff Qualifications

Percentage of Classes Taught by Highly Qualified Teachers (2015-2016)

	<u>Total Classes</u>	<u>% Highly Qualified</u>	<u>% Not Highly Qualified</u>
Reading/ Language Arts	5	40.0%	60.0%
Arts	6	50.0%	50.0%
Science	7	57.1%	42.9%
Mathematics	7	100.0%	0.0%
Social Studies	5	100.0%	0.0%
Elementary General	16	75.0%	25.0%

Years of Teaching Experience (2016-2017)



Education Level

	<u>2017</u>
Percent with Masters Degree and Above	30.2%
Percent Holding National Board for Professional Teaching Standards	0.0%

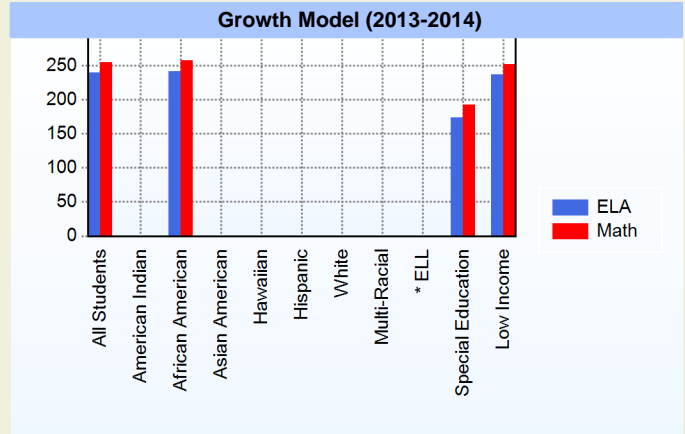
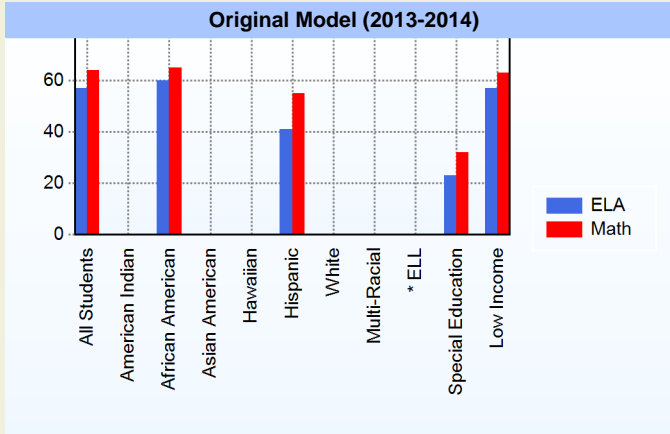
Curriculum Highlights

EastSide works towards individualized measures of student achievement throughout every part of the day. To support student achievements, we create an inclusive environment where small group instruction is the norm and students are placed in groups based on individual needs. This allows for targeted instruction for all learners at all times. We have developed a high quality Pre-K program so that our K-8 teachers can remain rigorous and developmentally appropriate throughout a student's time at EastSide.

We have a partnership with Expeditionary Learning, a student centered approach to instruction that focuses on curriculum, instruction, assessment, culture and character, and leadership as a means to drive student achievement and ownership over their education. We use the EngageNY and Springboard curricula and instill instructional practices that ensure that learning is active, challenging, meaningful, and collaborative - pushing our students to think critically and be leaders.

AYP

Only groups with greater than 40 students are reported



* English Language Learner

* English Language Learner

% Test Participation (2013-2014)

	<u>ELA</u>	<u>Math</u>	<u>ELA Goal</u>	<u>Math Goal</u>
All Students	100	100	95	95
American Indian	*	*	95	95
African American	100	100	95	95
Asian American	*	*	95	95
Hawaiian	*	*	95	95
Hispanic	*	*	95	95
White	*	*	95	95
Multi-Racial	*	*	95	95
English Language Learner	*	*	95	95
Special Education	100	100	95	95
Low Income	100	100	95	95



Other

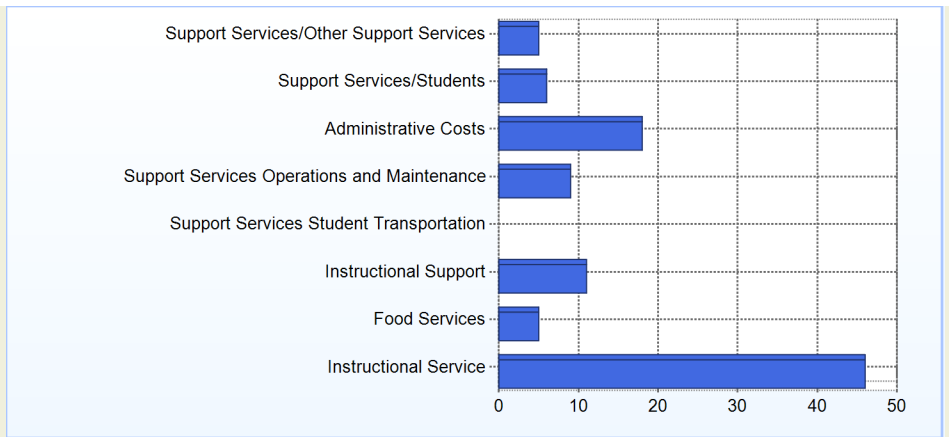
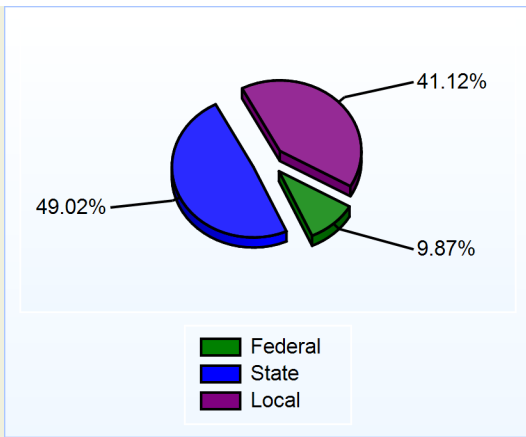
Every student in our school has a class called "Crew" –a structure established so that every student is known well and feels valued by the entire school community. The structure of Crew allows for relationship building, academic monitoring, and character development. Crew allows students to build positive connections with their peers and their crew leader. Additionally, we have mentoring partnerships with Barclays as well as gender specific mentoring groups that meet during and after school to support students in navigating peer and family relationships both inside and outside school. We believe that students should ultimately work to do work that is good. Good in quality and good for the world around us in order to develop strong students and citizens that are able to thrive in an ever-changing 21st century society. Every adult in our building is committed, above anything else, to do whatever it takes to support the emotional and academic needs of each student.

School Finances

District Expenditure per Pupil (2015-2016): \$15,394

District Sources of Revenue (2015-2016)

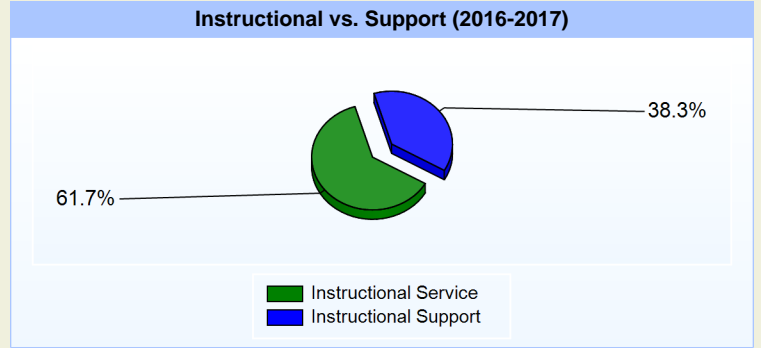
Percent District Allocation of Current Expenses by Category (2015-2016)



School Salary Allocation

Instructional Service	
2017	
Teachers	44.4%
Instructional Support	9.0%
Pupil Support	8.3%
Total	61.7%

Instructional Support	
2017	
Administration	27.8%
Secretaries	4.6%
Food Services	2.3%
Maintenance	2.1%
Not Classified	1.5%
Total	38.3%



For further information and detailed reports, visit

<http://profiles.doe.k12.de.us>

or contact your local school district office.

Glossary: <http://profiles.doe.k12.de.us/glossary.aspx>



Delaware Department of Education

John G. Townsend Building
 401 Federal Street, Suite #2
 Dover, Delaware, 19901 - 3639
 Phone: (302) 735-4000