

**District:** Las Americas Aspira Academy  
**Address:** 326 Ruthar Drive, Newark DE 19711  
**Principal:** Margaret Lopez-Waite  
**AYP:** Met

**Telephone:** (302) 292-1463  
**Web:** www.aspiracademy.org/

**School Demographics**

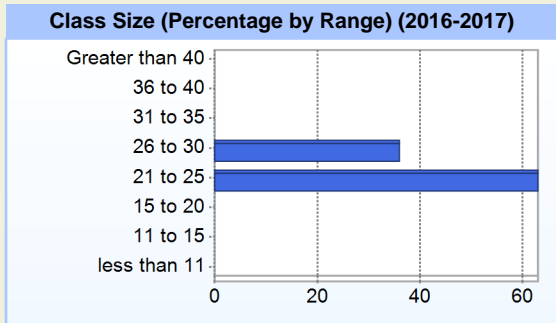
Fall Enrollment		
	2016	2017
Kindergarten	100	100
Grade 1	100	105
Grade 2	100	99
Grade 3	50	100
Grade 4	100	52
Grade 5	48	100
Grade 6	51	47
Grade 7	50	50
Grade 8	40	45
Total	639	698

Enrollment by Race/Ethnicity		
	2016	2017
African American	13.9%	15.3%
American Indian	0.2%	0.1%
Asian	2.0%	2.1%
Hawaiian	0.2%	0.1%
Hispanic/Latino	56.7%	57.7%
White	26.4%	23.6%
Multi-Racial	0.6%	0.9%

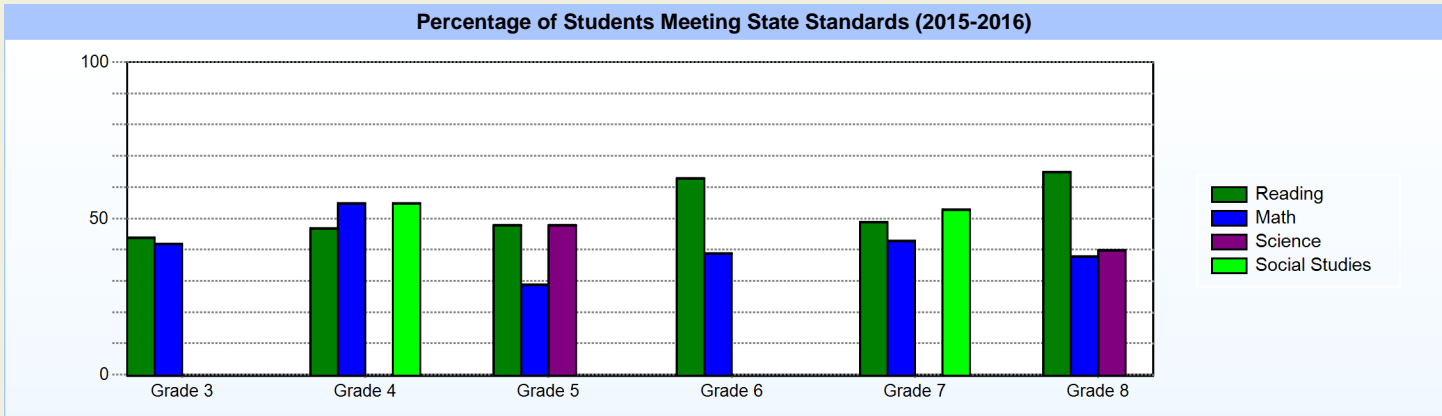
Other Student Characteristics		
	2016	2017
English Language Learner	26.0%	27.5%
Low Income	28.3%	27.1%
Special Education	8.5%	8.7%
Enrolled for Full Year	100.0%	N/A

School Promotion by Grade	
	2015
Kindergarten	100.0%
Grade 1	95.9%
Grade 2	100.0%
Grade 3	98.9%
Grade 4	100.0%
Grade 5	100.0%
Grade 6	100.0%
Grade 7	100.0%
Grade 8	100.0%

Recently Arrived ELL Students	
	2017
Number of Students Not Tested on ELA Assessment	0



**Student Achievement**



**Exemplary Programs**

Vision Statement: Las Américas ASPIRA Academy – A fellowship of learners building culturally-inclusive communities.

Mission Statement: To educate and empower each student to realize their full potential and positively impact their communities.

Core Values: Dual Language Learning, Experiential Learning (project-based), Partnership/Collaboration, Character Development

**Exemplary Programs**

- Dual Language: K-5 Dual Language Immersion Program. Middle School Dual Language Immersion Continuation Model
- Mastery Learning and Assessment (K-5): Implementation of Common Core, NGSS and DE Content Standards in a competency-based learning model.
- Social Curriculum: School-wide implementation of the Responsive Classroom Approach.
- Blended Learning Initiative: 1:1 iPads in grades K-2; 1:1 Chromebooks in Grades 3-8.
- Personalized Learning Pilot (3rd-5th Grade): Leveraging the power of technology to empower students, teachers, and families to all work together towards students' individ

**Student - School Safety and Discipline**


**Number of Reported Offenses (2015-2016)**

	<u>School</u>	<u>District</u>	<u>State</u>
School Crimes (Title 14, Delaware Code, §4112)	0	0	793
Department of Education (DOE) Offenses	37	37	12978
All School Safety Policy in Place	N/A		

**Suspensions and Expulsions**

	<u>2016</u>
Number of Suspensions	73
Number of Expulsions	0
Count of Students Suspended/Expelled	46
September 30 Enrollment	639
Percent of Students Suspended/Expelled	7%
District Percentage	7%
State Percentage	13%

**Percent Days Present (2016-2017)**



**Our Staff**

**Number of Instructional Staff**

	<u>2017</u>
Teachers	50
Instructional Support	13
Pupil Support	2
Total	65

**Staff by Race/Ethnicity**

	<u>2017</u>
American Indian	0.0%
African American	12.3%
Asian American	3.1%
Hispanic	27.7%
White	56.9%

**Staffing Ratios**

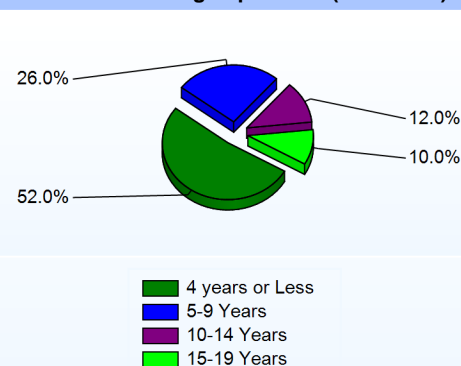
	<u>2017</u>
Students Per Teacher	14
Students Per Administrator	175
Students Per Instructional Staff	11
Students Per Pupil Support Staff	349
School Staff Per Administrator	19

**Staff Qualifications**

**Percentage of Classes Taught by Highly Qualified Teachers (2015-2016)**

	<u>Total Classes</u>	<u>% Highly Qualified</u>	<u>% Not Highly Qualified</u>
Reading/ Language Arts	4	100.0%	0.0%
Arts	12	100.0%	0.0%
Foreign Languages	11	100.0%	0.0%
Science	6	100.0%	0.0%
Mathematics	6	100.0%	0.0%
Social Studies	6	100.0%	0.0%
Elementary General	18	88.9%	11.1%

**Years of Teaching Experience (2016-2017)**



**Education Level**

	<u>2017</u>
Percent with Masters Degree and Above	47.7%
Percent Holding National Board for Professional Teaching Standards	2.0%

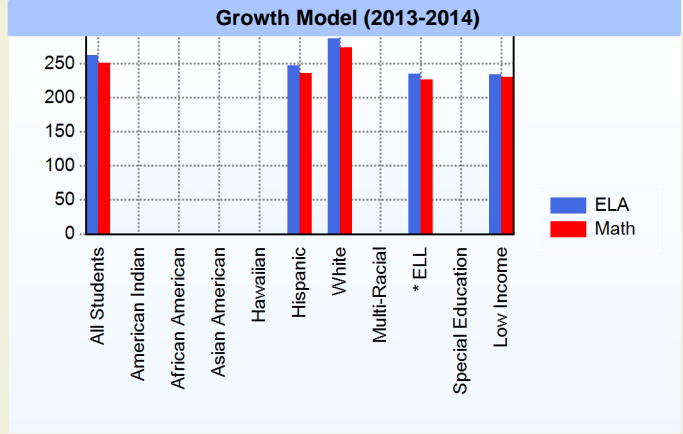
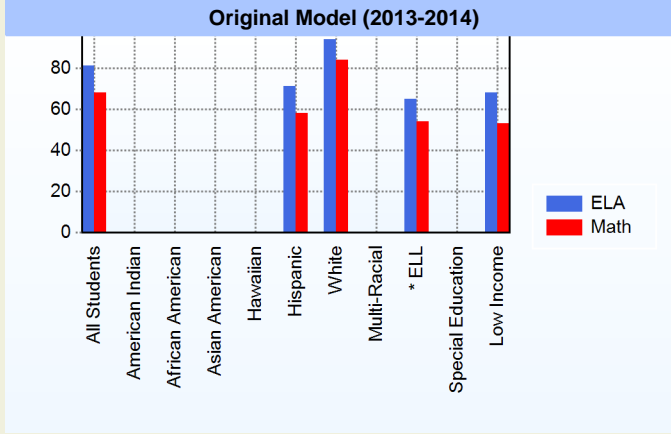
**Curriculum Highlights**

**Exemplary Programs**

- Dual Language: K-5 Dual Language Immersion Program. Middle School Dual Language Immersion Continuation Model
- Mastery Learning and Assessment (K-5): Implementation of Common Core, NGSS and DE Content Standards in a competency-based learning model.
- Social Curriculum: School-wide implementation of the Responsive Classroom Approach.
- Blended Learning Initiative: 1:1 iPads in grades K-2; 1:1 Chromebooks in Grades 3-8.
- Personalized Learning Pilot (3rd-5th Grade): Leveraging the power of technology to empower students, teachers, and families to all work together towards students' individualized learning goals.

**AYP**

Only groups with greater than 40 students are reported



\* English Language Learner

\* English Language Learner

**% Test Participation (2013-2014)**

	<u>ELA</u>	<u>Math</u>	<u>ELA Goal</u>	<u>Math Goal</u>
All Students	100	100	95	95
American Indian	*	*	95	95
African American	*	*	95	95
Asian American	*	*	95	95
Hawaiian	*	*	95	95
Hispanic	99	100	95	95
White	100	100	95	95
Multi-Racial	*	*	95	95
English Language Learner	98	100	95	95
Special Education	*	*	95	95
Low Income	100	100	95	95



**School Finances**

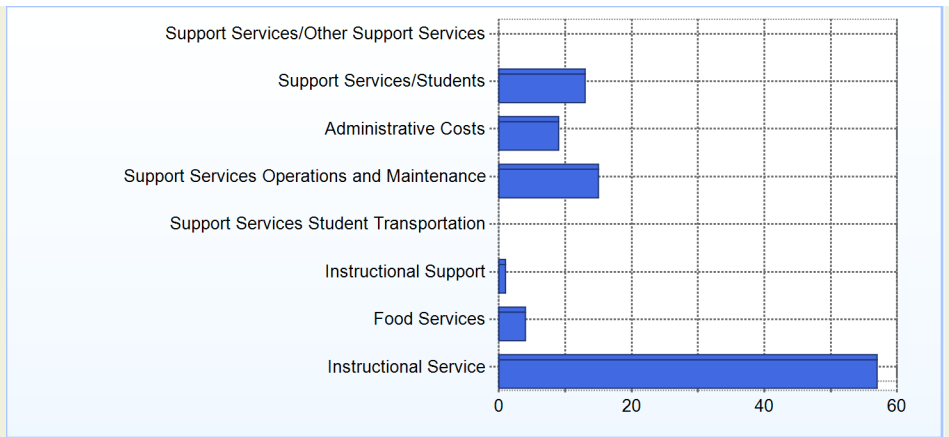
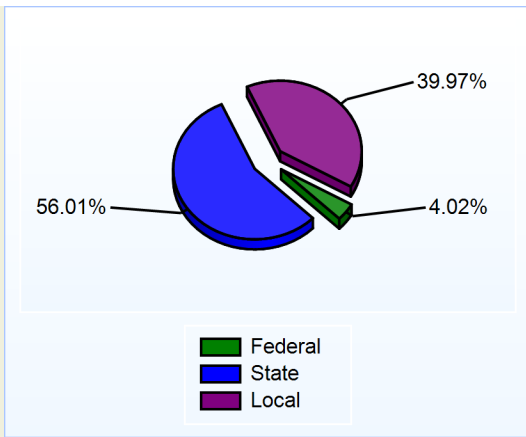
District Expenditure per Pupil (2015-2016): \$12,407

**District Sources of Revenue (2015-2016)**

**Percent District Allocation of Current Expenses by Category (2015-2016)**

Table area for District Sources of Revenue (2015-2016) is currently blank.

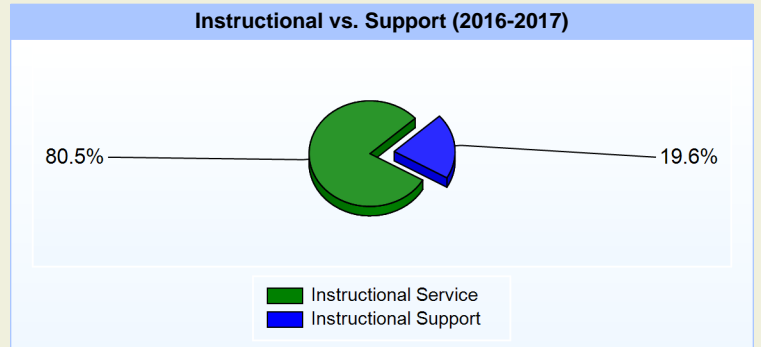
Table area for Percent District Allocation of Current Expenses by Category (2015-2016) is currently blank.



### School Salary Allocation

Instructional Service	
2017	
Teachers	66.5%
Instructional Support	10.3%
Pupil Support	3.7%
<b>Total</b>	<b>80.5%</b>

Instructional Support	
2017	
Administration	10.7%
Secretaries	3.6%
Food Services	2.0%
Maintenance	2.0%
Not Classified	1.3%
<b>Total</b>	<b>19.6%</b>



For further information and detailed reports, visit

<http://profiles.doe.k12.de.us>

or contact your local school district office.

Glossary: <http://profiles.doe.k12.de.us/glossary.aspx>



**Delaware Department of Education**

John G. Townsend Building  
 401 Federal Street, Suite #2  
 Dover, Delaware, 19901 - 3639  
 Phone: (302) 735-4000