

District: Delmar School District
Address: 200 North Eighth Street, Delmar DE 19940
School District Superintendent: Charity Phillips

Telephone: (302) 846-9544
Web: www.delmar.k12.de.us/

School Board Members

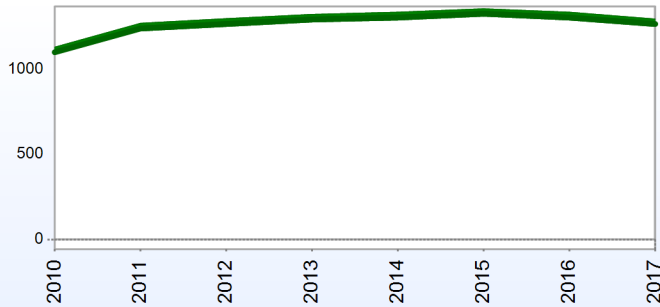
Shawn B. Brittingham, President
Thomas K. Elliott
A. Nicole Nichols, Executive Recording Secretary

Jason R. Coco
Raymond Vincent

Farah D. Morelli
Charity Phillips, Executive Secretary

District Information

Enrollment History



Students Who Reside in the District

	2017
Number of Students in Public Schools (Non Charter)	1,307
Percent of Students in Public Schools (Non Charter)	96%
Number of Students in Non-Public Schools	54
Percent of Students in Non-Public Schools	4%

Fall Enrollment

	2016	2017
Pre-Kindergarten	2	4
Grade 5	143	150
Grade 6	179	156
Grade 7	172	168
Grade 8	202	174
Grade 9	183	191
Grade 10	173	167
Grade 11	165	156
Grade 12	128	141
Total	1,347	1,307

Enrollment by Race/Ethnicity

	2016	2017
African American	14.3%	14.6%
American Indian	0.7%	0.5%
Asian	3.2%	3.0%
Hispanic/Latino	5.9%	6.4%
White	70.7%	69.9%
Multi-Racial	5.2%	5.6%

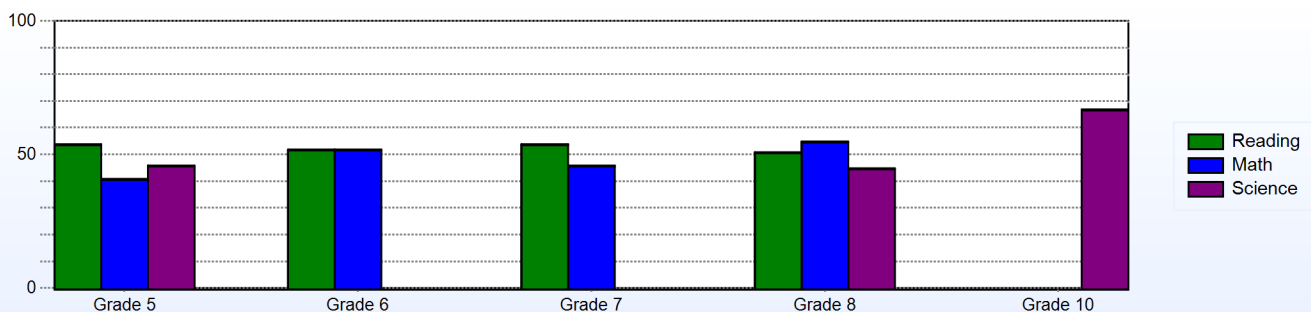
Other Student Characteristics

	2016	2017
English Language Learner	3.9%	2.1%
Low Income	16.9%	17.7%
Special Education	9.7%	9.4%
Enrolled for Full Year	100.0%	N/A%

Advanced Placement (AP)

	2016
Advanced Placement Courses	5
No. of Students Enrolled	49
No. of Exams Taken	69
Total No. of Exams Passed	27

Percentage of Students Meeting State Standards



District Staff

Number of Staff

	<u>2017</u>
Teachers	74
Librarians	1
Instructional Support	20
Pupil Support	8
Administrators	6
Secretaries	8
Food Service	9
Maintenance	9
Total	135

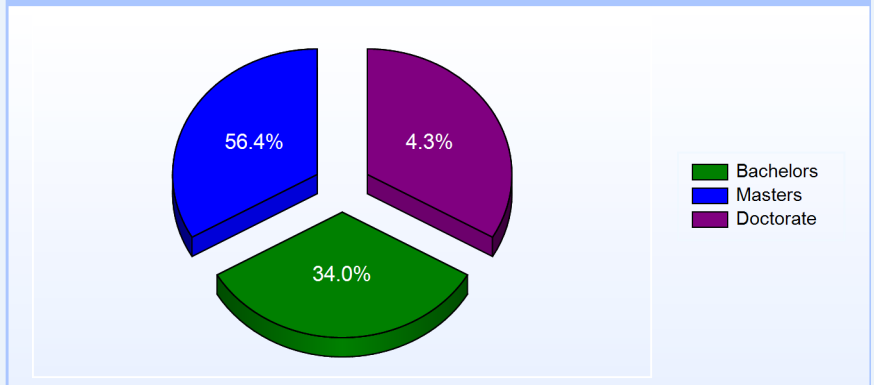
Percentage of Classes Taught by Highly Qualified Teachers

	<u>Total Classes</u>	<u>% Highly Qualified</u>
English	69	100.0%
Reading/ Language Arts	16	100.0%
Arts	41	100.0%
Foreign Languages	25	100.0%
Science	57	93.0%
Mathematics	77	88.3%
Civics & Government	10	100.0%
Social Studies	46	91.3%
History	2	100.0%
Elementary General	7	100.0%

School Choice

	<u>2017</u>
Number of Schools with Choice Students:	2
Number of State Choice Students: (choice students from another district)	63

Education Level



Graduation Rate - ESEA 4 Year Adjusted

	<u>2015</u>	<u>2016</u>
	<u>ESEA</u>	<u>ESEA</u>
All Students	88.4%	82.2%
American Indian	0.0%	100.0%
African American	83.3%	71.4%
Asian American	100.0%	100.0%
Hispanic	100.0%	85.7%
White	88.6%	84.3%
Multi-Racial	100.0%	70.0%
English Language Learner	100.0%	100.0%
Special Education	71.4%	66.7%
Low Income	76.0%	65.5%

Year End Position

	<u>Year-End Balance</u>	<u>Expenditures</u>	<u>Percentage</u>
2012	\$447,874.00	\$13,409,167.00	3.3%
2013	\$538,877.00	\$13,027,832.00	4.1%
2014	\$485,721.00	\$13,667,134.00	3.6%
2015	\$561,380.00	\$14,038,055.00	4.0%
2016	\$697,648.00	\$13,992,996.00	5.0%

Persistently Dangerous School

The school district has no "Persistently Dangerous Schools"

District Information

District DropOut Information

	2014		2015		2016	
	Count	Percent	Count	Percent	Count	Percent
District	5	0.8%	8	1.3%	7	1.1%

Delaware Accountability

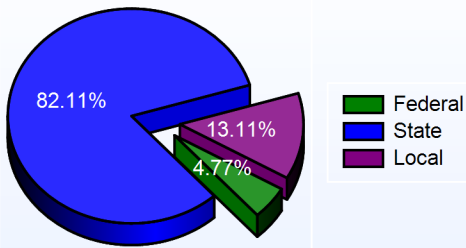
<u>School Category</u>	<u>School</u>	<u>AYP</u>
Middle	Delmar Middle School	Not Met
High School	Delmar High School	Met



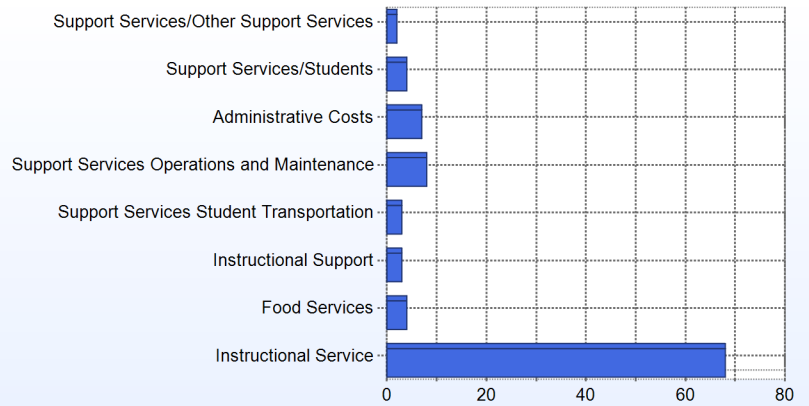
School Finances

District Expenditure per Pupil: \$10,388

District Sources of Revenue



Percent District Allocation of Current Expenses by Category

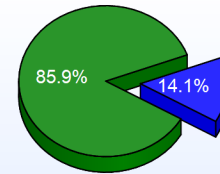


District Salary Allocation

Instructional Service	
2017	
Teachers	69.9%
Librarians	1.0%
Instructional Support	10.5%
Pupil Support	4.5%
Total	85.9%

Instructional Support	
2017	
Administration	2.6%
Secretaries	3.3%
Food Services	3.0%
Maintenance	5.2%
Total	14.1%

Instructional Vs Support



Snapshot of Average Teacher Salaries

	Bachelor		Master		Doctorate
	4 years or Less	30 Years or More	4 years or Less	15-19 Years	15-19 Years
Snapshot of Average Teacher Salaries	\$40,864	\$58,198	\$50,233	\$64,654	\$71,189

For further information and detailed reports, visit

<http://profiles.doe.k12.de.us>

or contact your local district office.



Delaware Department of Education

John G. Townsend Building
401 Federal Street, Suite #2
Dove, Delaware, 19901 - 3639
Phone: (302) 735-4000

District: Delmar School District
Address: 200 North Eighth Street, Delmar DE 19940
Principal: Andrew O'Neal
AYP: Met

Telephone: (302) 846-9544
Web: www.delmar.k12.de.us/education/components/layout/default.php?sectionid=4

School Demographics

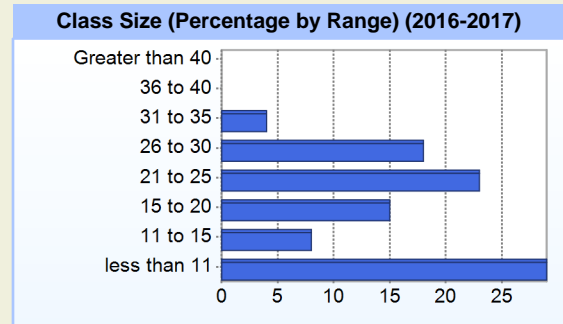
Fall Enrollment		
	2016	2017
Grade 9	182	189
Grade 10	170	165
Grade 11	162	154
Grade 12	127	139
Total	641	647

Enrollment by Race/Ethnicity		
	2016	2017
African American	14.0%	14.7%
American Indian	0.9%	0.6%
Asian	3.6%	4.2%
Hispanic/Latino	4.2%	4.2%
White	72.2%	71.1%
Multi-Racial	5.0%	5.3%

Other Student Characteristics		
	2016	2017
English Language Learner	4.9%	2.4%
Low Income	14.5%	15.0%
Special Education	9.9%	8.5%
Enrolled for Full Year	100.0%	N/A

Recently Arrived ELL Students	
	2017
Number of Students Not Tested on ELA Assessment	0

School Promotion by Grade	
	2015
Grade 9	96.6%
Grade 10	96.6%
Grade 11	97.1%
Grade 12	99.3%

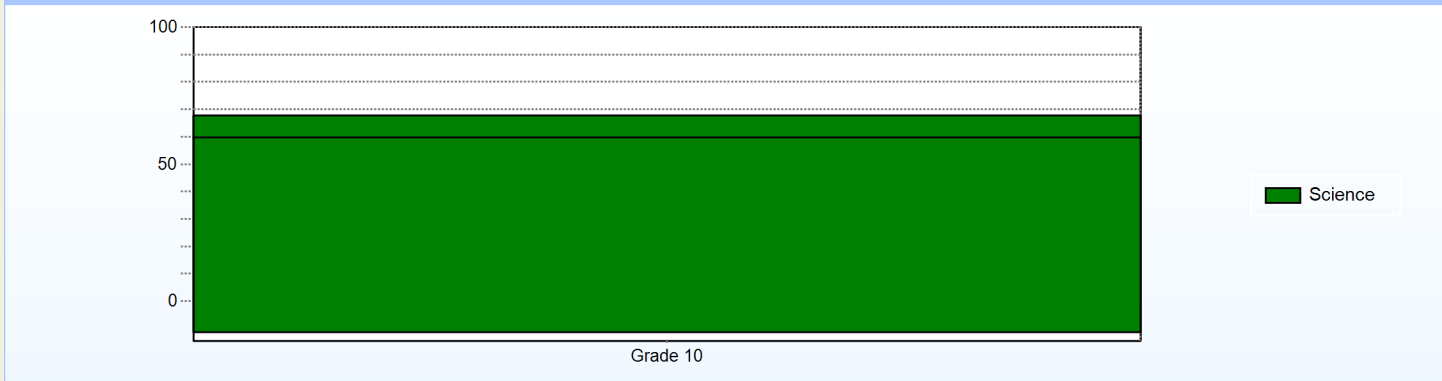


Student Achievement

Advanced Placement (AP) (2015-2016)	
	2016
Advanced Placement Courses	5
No. of Students Enrolled	49
No. of Exams Taken	69
Total No. of Exams Passed	27

SAT: Average Scores for the Class of (2015-2016)			
	School	District	State
Math	449	449	442
Critical Reading	422	422	437
Writing	365	365	406
Total	1,236	1,236	1,285

Percentage of Students Meeting State Standards (2015-2016)



Exemplary Programs

Delmar High School offers a wide range of outstanding programs and services. A rigorous academic curriculum is supplemented by many elective courses in music, art, and career and technical areas. Delmar offers Career and Technical Education pathways in technology education, business education, and agriculture education, which prepare students for work after high school, college, or the military.

There are also numerous extracurricular activities and clubs for students to participate in, giving them opportunities to help our community and allowing them to attend conferences at the state and national level. Students at Delmar High School can be involved in the Key Club, National Honor Society, Spanish Honor Society, TSA, FFA, BPA, SGA, and several others.

Athletics are also a large part of the Delmar experience with football, soccer, field hockey, cross country, basketball, wrestling, lacrosse, baseball, softball, volleyball, cheerleading, and others.

Student - School Safety and Discipline


Number of Reported Offenses (2015-2016)

	<u>School</u>	<u>District</u>	<u>State</u>
School Crimes (Title 14, Delaware Code, §4112)	4	6	793
Department of Education (DOE) Offenses	7	37	12978
All School Safety Policy in Place	Yes		

Suspensions and Expulsions

	<u>2016</u>
Number of Suspensions	539
Number of Expulsions	4
Count of Students Suspended/Expelled	193
September 30 Enrollment	641
Percent of Students Suspended/Expelled	30%
District Percentage	28%
State Percentage	13%

Percent Days Present (2016-2017)



Our Staff

Number of Instructional Staff

	<u>2017</u>
Teachers	36
Librarians	1
Instructional Support	5
Pupil Support	3
Total	45

Staff by Race/Ethnicity

	<u>2017</u>
American Indian	0.0%
African American	2.2%
Asian American	0.0%
Hispanic	2.2%
White	95.6%

Staffing Ratios

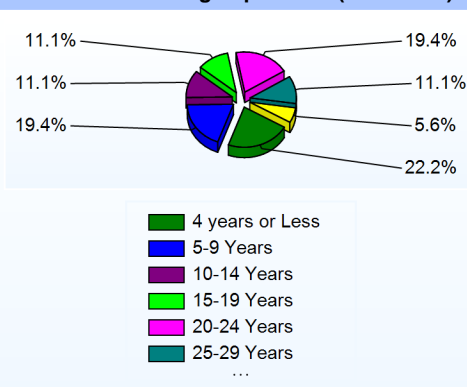
	<u>2017</u>
Students Per Teacher	18
Students Per Administrator	655
Students Per Instructional Staff	16
Students Per Pupil Support Staff	218
School Staff Per Administrator	66

Staff Qualifications

Percentage of Classes Taught by Highly Qualified Teachers (2015-2016)

	<u>Total Classes</u>	<u>% Highly Qualified</u>	<u>% Not Highly Qualified</u>
English	44	100.0%	0.0%
Reading/ Language Arts	8	100.0%	0.0%
Arts	34	100.0%	0.0%
Foreign Languages	18	100.0%	0.0%
Science	33	87.9%	12.1%
Mathematics	45	80.0%	20.0%
Civics & Government	10	100.0%	0.0%
Social Studies	22	81.8%	18.2%
History	2	100.0%	0.0%

Years of Teaching Experience (2016-2017)



Education Level

	<u>2017</u>
Percent with Masters Degree and Above	68.9%
Percent Holding National Board for Professional Teaching Standards	0.0%

Curriculum Highlights

High standards for academic achievement are established for students at Delmar High School. Our academic pathways are college preparatory and our elective courses support the academic areas while also providing students with an opportunity to explore career options that both require college degrees or do not. Agriculture, Business, and Technology Education are available CTE pathways. AP courses, Wilmington University Dual Enrollment, and Academic Challenge Dual Enrollment courses through Delaware Technical Community College and the University of Delaware are available for students meeting the ACAP (Accelerated Course Access Policy). The administration and staff at Delmar High School are regularly evaluating the rigor and content of the courses offered and adjusting them as necessary. Several of the teachers work on projects at the state level in an effort to stay current on the latest developments on their curricular areas.

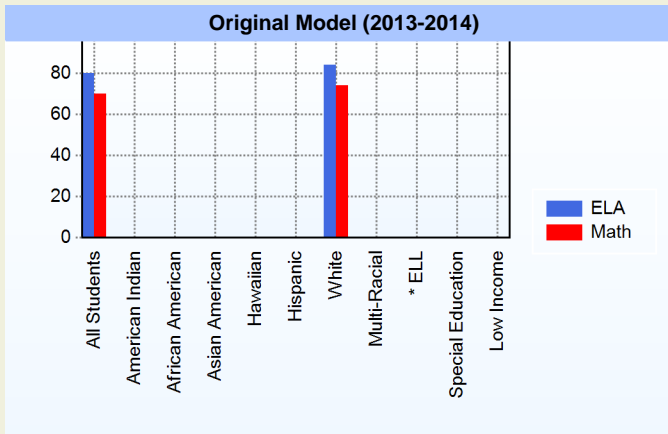
Graduation Rate - ESEA 4 Year Adjusted

	2015	2016
	<u>ESEA</u>	<u>ESEA</u>
All Students	88.4%	82.2%
American Indian	0.0%	100.0%
African American	83.3%	71.4%
Asian American	100.0%	100.0%
Hispanic	100.0%	85.7%
White	88.6%	84.3%
Multi-Racial	100.0%	70.0%
English Language Learner	100.0%	100.0%
Special Education	71.4%	66.7%
Low Income	76.0%	65.5%

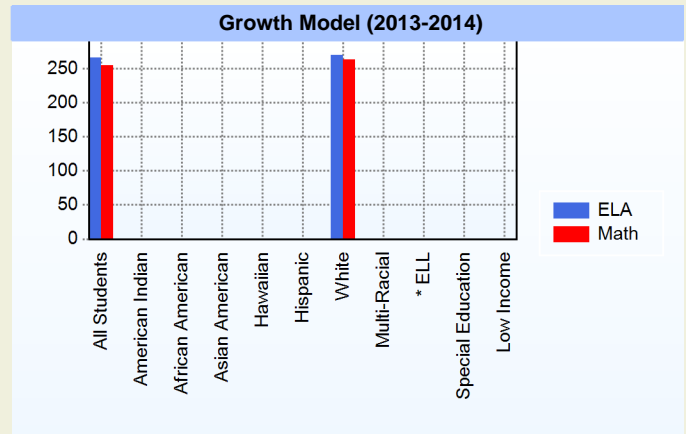
AYP

Only groups with greater than 40 students are reported

Original Model (2013-2014)



Growth Model (2013-2014)



* English Language Learner

* English Language Learner

% Test Participation (2013-2014)

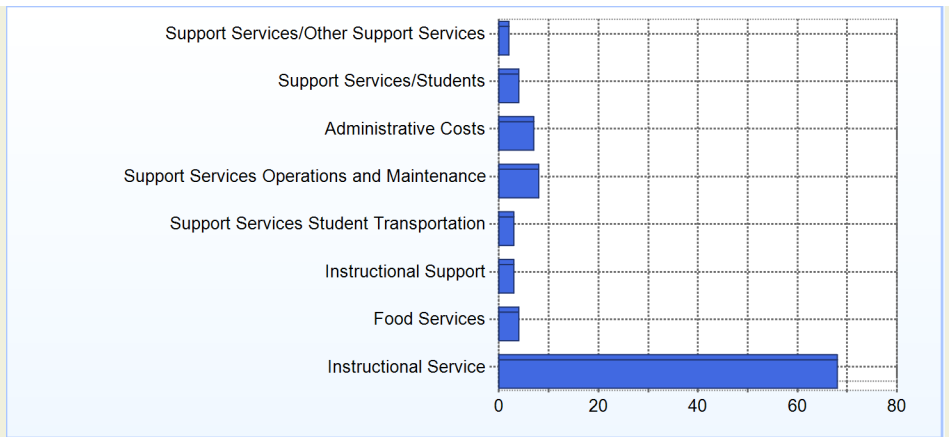
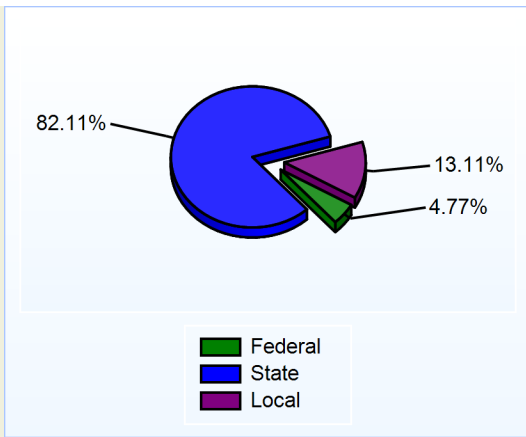
	<u>ELA</u>	<u>Math</u>	<u>ELA Goal</u>	<u>Math Goal</u>
All Students	100	100	95	95
American Indian	*	*	95	95
African American	*	*	95	95
Asian American	*	*	95	95
Hawaiian	*	*	95	95
Hispanic	*	*	95	95
White	100	100	95	95
Multi-Racial	*	*	95	95
English Language Learner	*	*	95	95
Special Education	*	*	95	95
Low Income	*	*	95	95

School Finances

District Expenditure per Pupil (2015-2016): \$10,388

District Sources of Revenue (2015-2016)

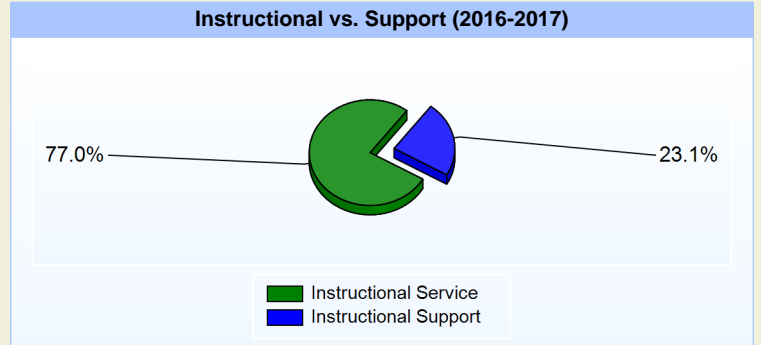
Percent District Allocation of Current Expenses by Category (2015-2016)



School Salary Allocation

Instructional Service	
2017	
Teachers	62.0%
Librarians	1.8%
Instructional Support	7.0%
Pupil Support	6.2%
Total	77.0%

Instructional Support	
2017	
Administration	2.5%
Secretaries	5.9%
Food Services	5.4%
Maintenance	9.3%
Total	23.1%



For further information and detailed reports, visit

<http://profiles.doe.k12.de.us>

or contact your local school district office.

Glossary: <http://profiles.doe.k12.de.us/glossary.aspx>



Delaware Department of Education

John G. Townsend Building
 401 Federal Street, Suite #2
 Dover, Delaware, 19901 - 3639
 Phone: (302) 735-4000

District: Delmar School District
Address: 200 North Eighth Street, Delmar DE 19940
Principal: Andrew O'Neal
AYP: Not Met

Telephone: (302) 846-9544
Web: www.delmar.k12.de.us/education/school/school.php?sectiondetailid=75&

School Demographics

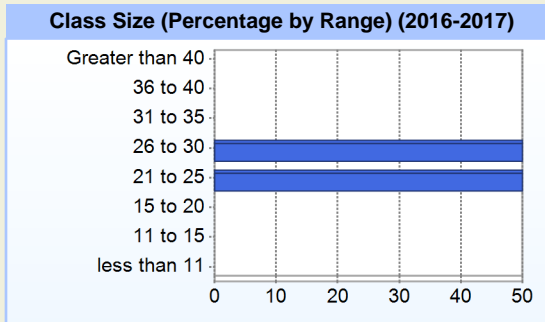
Fall Enrollment		
	2016	2017
Pre-Kindergarten	2	4
Grade 5	143	149
Grade 6	179	156
Grade 7	170	166
Grade 8	199	168
Total	693	643

Enrollment by Race/Ethnicity		
	2016	2017
African American	14.0%	13.8%
American Indian	0.4%	0.3%
Asian	2.9%	1.9%
Hispanic/Latino	7.6%	8.9%
White	69.7%	69.1%
Multi-Racial	5.3%	6.1%

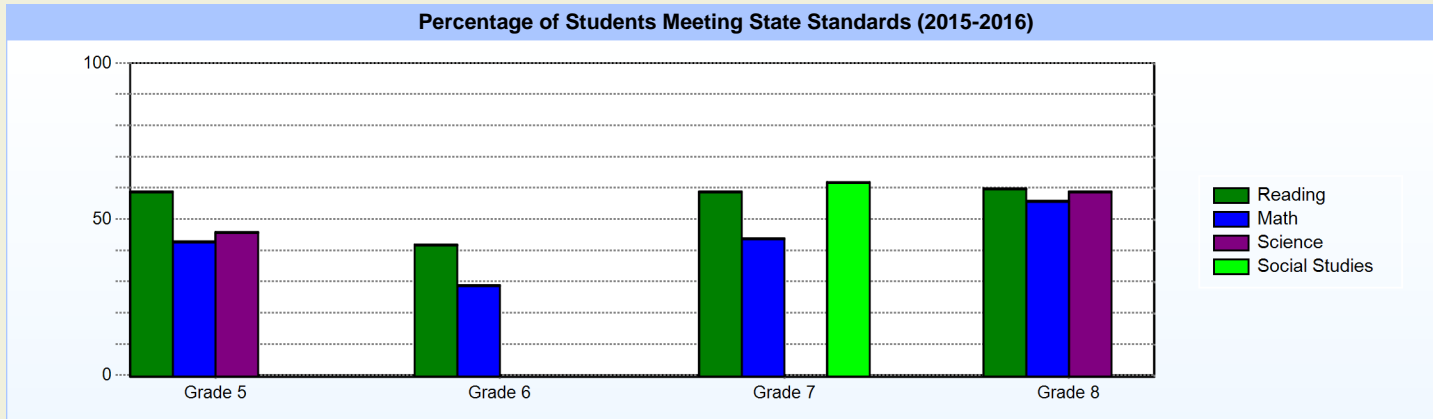
Other Student Characteristics		
	2016	2017
English Language Learner	2.9%	1.8%
Low Income	19.1%	20.4%
Special Education	9.5%	10.3%
Enrolled for Full Year	100.0%	N/A

Recently Arrived ELL Students	
	2017
Number of Students Not Tested on ELA Assessment	4

School Promotion by Grade	
	2015
Grade 5	100.0%
Grade 6	96.6%
Grade 7	99.5%
Grade 8	97.5%



Student Achievement



Exemplary Programs

Delmar Middle School offers students a wide range of outstanding opportunities both in the classroom and in extracurricular programs. There are several sports for them to participate in each season as well as clubs to meet anyone's interest. Some of the clubs available for students are National Junior Honor Society, Math League, Band, Chorus, Multicultural Club, Science Club, Culinary Club, and many more. Our athletic department offers football, soccer, field hockey, wrestling, basketball, baseball, softball, volleyball, cross country, and cheerleading.

Student - School Safety and Discipline


Number of Reported Offenses (2015-2016)

	<u>School</u>	<u>District</u>	<u>State</u>
School Crimes (Title 14, Delaware Code, §4112)	2	6	793
Department of Education (DOE) Offenses	30	37	12978
All School Safety Policy in Place	Yes		

Suspensions and Expulsions

	<u>2016</u>
Number of Suspensions	481
Number of Expulsions	0
Count of Students Suspended/Expelled	188
September 30 Enrollment	693
Percent of Students Suspended/Expelled	27%
District Percentage	28%
State Percentage	13%

Percent Days Present (2016-2017)



Our Staff

Number of Instructional Staff

	<u>2017</u>
Teachers	36
Instructional Support	12
Pupil Support	1
Total	49

Staff by Race/Ethnicity

	<u>2017</u>
American Indian	0.0%
African American	4.1%
Asian American	2.0%
Hispanic	0.0%
White	93.9%

Staffing Ratios

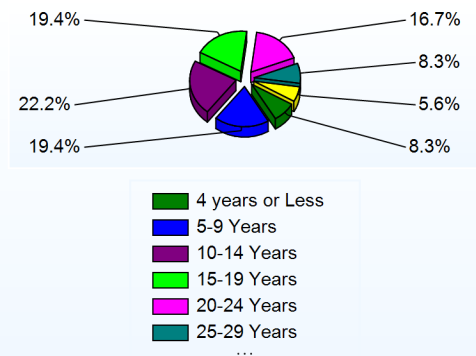
	<u>2017</u>
Students Per Teacher	18
Students Per Administrator	652
Students Per Instructional Staff	14
Students Per Pupil Support Staff	652
School Staff Per Administrator	49

Staff Qualifications

Percentage of Classes Taught by Highly Qualified Teachers (2015-2016)

	<u>Total Classes</u>	<u>% Highly Qualified</u>	<u>% Not Highly Qualified</u>
English	25	100.0%	0.0%
Reading/ Language Arts	8	100.0%	0.0%
Arts	7	100.0%	0.0%
Foreign Languages	7	100.0%	0.0%
Science	24	100.0%	0.0%
Mathematics	32	100.0%	0.0%
Social Studies	24	100.0%	0.0%
Elementary General	7	100.0%	0.0%

Years of Teaching Experience (2016-2017)



Education Level

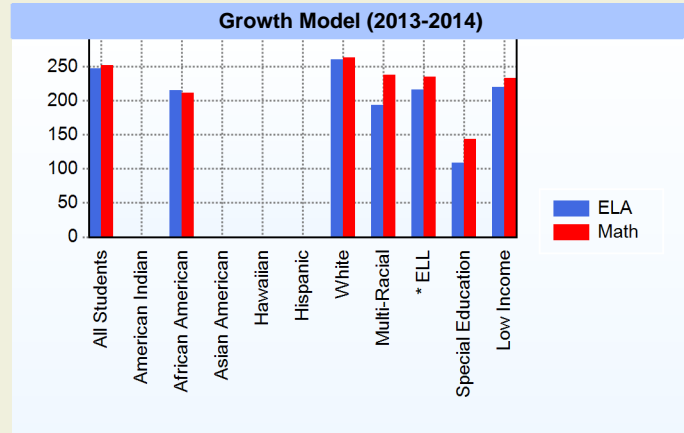
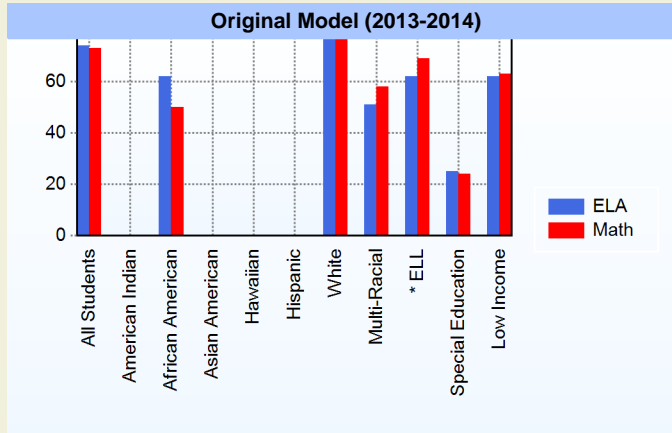
	<u>2017</u>
Percent with Masters Degree and Above	63.3%
Percent Holding National Board for Professional Teaching Standards	0.0%

Curriculum Highlights

The Delmar School District continually strives to achieve top performance from their students. The administration and staff are always looking for ways to increase student achievement through the use of Learning Focused Strategies to engage students in higher order thinking as our instructional staff integrates Common Core Standards in the classroom. One measure of students' academic achievement is through performance on the DCAS (Science / Social Studies) or the Smarter Balanced Assessment (English/Language Arts & Mathematics). Our modified block schedule for English and Language Arts classes allow for more instructional time in smaller classes. The district also provides academic assistance through tutoring, double-dosing classes, and RTI (Response to Intervention) classes.

AYP

Only groups with greater than 40 students are reported



* English Language Learner

* English Language Learner

% Test Participation (2013-2014)

	<u>ELA</u>	<u>Math</u>	<u>ELA Goal</u>	<u>Math Goal</u>
All Students	100	100	95	95
American Indian	*	*	95	95
African American	100	100	95	95
Asian American	*	*	95	95
Hawaiian	*	*	95	95
Hispanic	100	100	95	95
White	100	100	95	95
Multi-Racial	100	100	95	95
English Language Learner	100	100	95	95
Special Education	100	100	95	95
Low Income	100	100	95	95

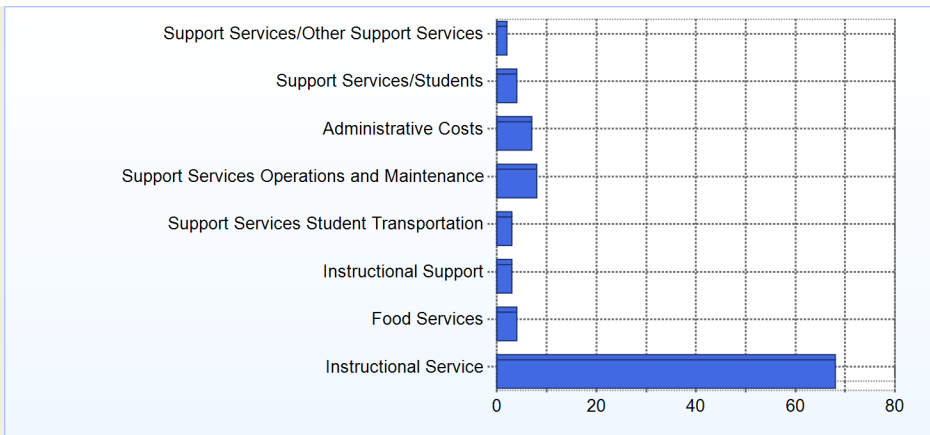
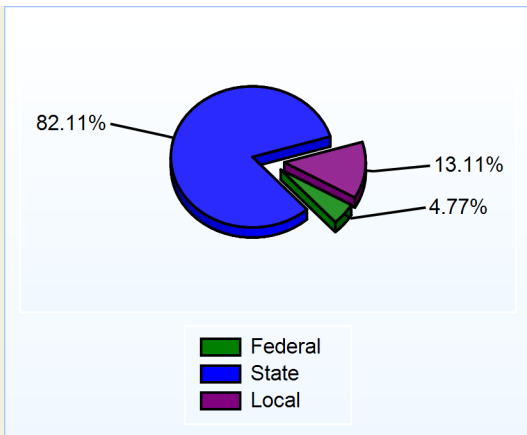


School Finances

District Expenditure per Pupil (2015-2016): \$10,388

District Sources of Revenue (2015-2016)

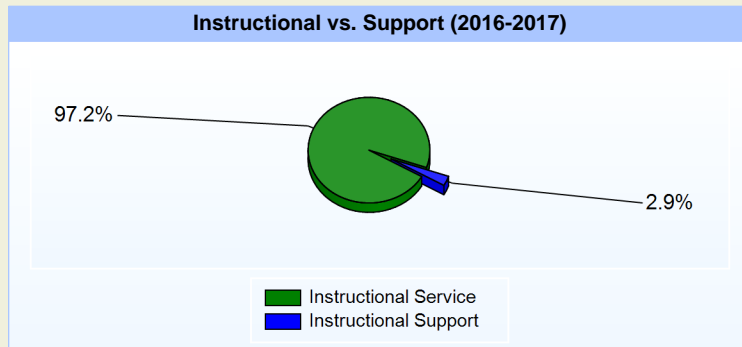
Percent District Allocation of Current Expenses by Category (2015-2016)



School Salary Allocation

Instructional Service	
2017	
Teachers	79.8%
Instructional Support	14.9%
Pupil Support	2.5%
Total	97.2%

Instructional Support	
2017	
Administration	2.9%
Total	2.9%



For further information and detailed reports, visit

<http://profiles.doe.k12.de.us>

or contact your local school district office.

Glossary: <http://profiles.doe.k12.de.us/glossary.aspx>



Delaware Department of Education

John G. Townsend Building
401 Federal Street, Suite #2
Dover, Delaware, 19901 - 3639
Phone: (302) 735-4000