

# 2015 Delaware Educator Preparation Program Reports

## ABOUT THIS REPORT

These scorecards are one important way to measure and assess the quality of Delaware preparation programs in their ability to recruit, train, and develop quality educators for the state's students.

These scorecards contains five (5) scored domains. Recruitment, Candidate Performance, Placement, Retention, and Graduate Performance. Each domain is comprised of two (2) to four (4) metrics. There is one domain (Perceptions) for which data has not yet been collected, and is therefore unscored. A program must generate a score on at least one metric in the Graduate Performance domain in order to merit a scorecard.







Delaware's scorecards consider the past five years of program data. Data on graduates that have not worked in public education in Delaware are not included. A scorecard is generated when an educator preparation program has had more than ten (10) educators working in Delaware over the past five (5) years.

These reports are preliminary and thus without formal regulatory consequences in 2015. The information should not be utilized by schools, districts, or students to render judgment or make formal decisions pertaining to application, admissions, or staffing.

## PERFORMANCE RATINGS

PERFORMANCE RATING	PERCENT OF POINTS EARNED
TIER 1	70%-100%
TIER 2	55%-69%
TIER 3	40%-54%
TIER 4	0%-39%

## HOW IS THE OVERALL RATING MEASURED?






DOMAINS	TOTAL POINTS	ABOUT THE DOMAIN
 Recruitment	10	The Recruitment domain scores the educator preparation program's ability to cultivate a diverse, accomplished student body with the potential to be outstanding future educators.
 Candidate Performance	10	The Candidate Performance domain scores the educator preparation program's ability to prepare aspiring educators with the knowledge and skill required to be first-day ready, as measured by required knowledge and performance assessments.
 Placement	15	The Placement domain scores the educator preparation program's performance in preparing educators who launch their careers in Delaware's schools and considers the subset of those who launch their careers in the state's highest-need schools.
 Retention	15	The Retention domain scores the educator preparation program's track record of preparing program graduates who continue to serve in public education in Delaware.
 Graduate Performance	35	The Graduate Performance domain scores the educator preparation program's performance in Delaware's classrooms and schools. It includes four metrics. The metrics consider the outcomes of program graduates' students, the qualitative aspects of program graduates' practice, and administrators' overall assessment of program graduates' performance.
 Perceptions	<i>Data not yet available.</i>	The Perceptions domain scores the educator preparation program performance based upon feedback collected from program graduates and the schools/districts that have hired them.


PROGRAM NAME	OVERALL RATING	OVERALL PERCENT OF POINTS EARNED	RECRUITMENT	CANDIDATE PERFORMANCE	PLACEMENT	RETENTION	GRADUATE PERFORMANCE
<u>Art Education</u> DELAWARE STATE UNIVERSITY							This program did not generate a scorecard due to low enrollment in the program, limited hiring of program graduates in Delaware, or a combination of both factors.
<u>Early Childhood Education</u> DELAWARE STATE UNIVERSITY							This program did not generate a scorecard due to low enrollment in the program, limited hiring of program graduates in Delaware, or a combination of both factors.
<u>Elementary Education</u> DELAWARE STATE UNIVERSITY							This program did not generate a scorecard due to low enrollment in the program, limited hiring of program graduates in Delaware, or a combination of both factors.
<u>Master of Arts in Education; Concentration in Adult Education &amp; Basic Literacy</u> DELAWARE STATE UNIVERSITY							This program did not generate a scorecard as it is either no longer enrolling new candidates or it is no longer being offered by the institution/provider.
<u>Master of Arts in Education; Concentration in Curriculum &amp; Instruction</u> DELAWARE STATE UNIVERSITY							This program did not generate a scorecard as it is either no longer enrolling new candidates or it is no longer being offered by the institution/provider.
<u>Master of Arts in Education; Concentration in Special Education</u> DELAWARE STATE UNIVERSITY							This program did not generate a scorecard as it is either no longer enrolling new candidates or it is no longer being offered by the institution/provider.





PROGRAM NAME	OVERALL RATING	OVERALL PERCENT OF POINTS EARNED	RECRUITMENT	CANDIDATE PERFORMANCE	PLACEMENT	RETENTION	GRADUATE PERFORMANCE
<u>Masters in Teaching (MAT)</u> DELAWARE STATE UNIVERSITY							This program did not generate a scorecard as it is either no longer enrolling new candidates or it is no longer being offered by the institution/provider.
<u>Mathematics Education</u> DELAWARE STATE UNIVERSITY							This program did not generate a scorecard due to low enrollment in the program, limited hiring of program graduates in Delaware, or a combination of both factors.
<u>Middle Level Education</u> DELAWARE STATE UNIVERSITY							This program did not generate a scorecard due to low enrollment in the program, limited hiring of program graduates in Delaware, or a combination of both factors.
<u>Music Education</u> DELAWARE STATE UNIVERSITY							This program did not generate a scorecard due to low enrollment in the program, limited hiring of program graduates in Delaware, or a combination of both factors.
<u>Physical Education</u> DELAWARE STATE UNIVERSITY							This program did not generate a scorecard due to low enrollment in the program, limited hiring of program graduates in Delaware, or a combination of both factors.
<u>Science Education</u> DELAWARE STATE UNIVERSITY							This program did not generate a scorecard as it is either no longer enrolling new candidates or it is no longer being offered by the institution/provider.
<u>Science Education (MA)</u> DELAWARE STATE UNIVERSITY							This program did not generate a scorecard as it is either no longer enrolling new candidates or it is no longer being offered by the institution/provider.
<u>Special Education (1-8)</u> DELAWARE STATE UNIVERSITY							This program did not generate a scorecard due to low enrollment in the program, limited hiring of program graduates in Delaware, or a combination of both factors.
<u>Special Education (9-12)</u> DELAWARE STATE UNIVERSITY							This program did not generate a scorecard due to low enrollment in the program, limited hiring of program graduates in Delaware, or a combination of both factors.

PROGRAM NAME	OVERALL RATING	OVERALL PERCENT OF POINTS EARNED	RECRUITMENT	CANDIDATE PERFORMANCE	PLACEMENT	RETENTION	GRADUATE PERFORMANCE
<u>Agriculture Education (Undergraduate)</u> UNIVERSITY OF DELAWARE	TIER 4	32% 	4	3	4	1	4
<u>Agriculture Education (Masters)</u> UNIVERSITY OF DELAWARE	This program did not generate a scorecard due to low enrollment in the program, limited hiring of program graduates in Delaware, or a combination of both factors.						
<u>Blended Early Childhood Education</u> UNIVERSITY OF DELAWARE	TIER 3	44% 	4	4	2	1	4
<u>Elementary Teacher Education</u> UNIVERSITY OF DELAWARE	TIER 3	51% 	4	2	4	1	2
<u>Elementary Teacher Education/Middle School English</u> UNIVERSITY OF DELAWARE	TIER 3	46% 	4	3	4	1	3
<u>Elementary Teacher Education/Middle School Mathematics</u> UNIVERSITY OF DELAWARE	TIER 3	48% 	4	2	4	3	2
<u>Elementary Teacher Education/Middle School Science</u> UNIVERSITY OF DELAWARE	TIER 1	71% 	4	2	4	1	1

PROGRAM NAME	OVERALL RATING	OVERALL PERCENT OF POINTS EARNED	RECRUITMENT	CANDIDATE PERFORMANCE	PLACEMENT	RETENTION	GRADUATE PERFORMANCE
<u>Elementary Teacher Education/Middle School Social Studies</u> UNIVERSITY OF DELAWARE	TIER 3	50%	4	2	3	2	3
<u>Elementary Teacher Education/Special Education</u> UNIVERSITY OF DELAWARE	TIER 3	48%	4	3	4	1	2
<u>English Education (Secondary)</u> UNIVERSITY OF DELAWARE	TIER 2	66%	4	2	4	1	1
<u>Exceptional Children and Youth MPCP</u> UNIVERSITY OF DELAWARE	TIER 3	41%	4	3	4	1	3
<u>Family and Consumer Sciences</u> UNIVERSITY OF DELAWARE	This program did not generate a scorecard as it was recently established by the institution/provider and thus does not have sufficient performance history.						
<u>Foreign Language Education</u> UNIVERSITY OF DELAWARE	TIER 2	60%	3	2	2	4	1
<u>Foreign Language Education (Masters)</u> UNIVERSITY OF DELAWARE	This program did not generate a scorecard due to low enrollment in the program, limited hiring of program graduates in Delaware, or a combination of both factors.						





PROGRAM NAME	OVERALL RATING	OVERALL PERCENT OF POINTS EARNED	RECRUITMENT	CANDIDATE PERFORMANCE	PLACEMENT	RETENTION	GRADUATE PERFORMANCE
<u>Health and Physical Education</u> UNIVERSITY OF DELAWARE	TIER 3	44% 	4	3	4	1	3
<u>Master of Arts in Teaching</u> UNIVERSITY OF DELAWARE	TIER 2	57% 	4	1	2	1	2
<u>Mathematics Education (Secondary)</u> UNIVERSITY OF DELAWARE	TIER 3	42% 	3	1	4	4	3
<u>Music Education</u> UNIVERSITY OF DELAWARE	TIER 3	42% 	4	1	4	4	2
<u>Reading Education</u> UNIVERSITY OF DELAWARE	This program did not generate a scorecard as it is either no longer enrolling new candidates or it is no longer being offered by the institution/provider.						
<u>School Library Media</u> UNIVERSITY OF DELAWARE	This program did not generate a scorecard as it is either no longer enrolling new candidates or it is no longer being offered by the institution/provider.						
<u>Science Education (Secondary-undergraduate)</u> UNIVERSITY OF DELAWARE	This program did not generate a scorecard due to low enrollment in the program, limited hiring of program graduates in Delaware, or a combination of both factors.						
<u>Social Studies Education (Secondary)</u> UNIVERSITY OF DELAWARE	TIER 3	45% 	4	2	4	1	4

PROGRAM NAME	OVERALL RATING	OVERALL PERCENT OF POINTS EARNED	RECRUITMENT	CANDIDATE PERFORMANCE	PLACEMENT	RETENTION	GRADUATE PERFORMANCE
Teaching English as a Second Language UNIVERSITY OF DELAWARE	This program did not generate a scorecard due to low enrollment in the program, limited hiring of program graduates in Delaware, or a combination of both factors.						
Elementary Education K-8 WESLEY COLLEGE	TIER 3	44% 	4	4	4	1	2
Master of Arts in Teaching WESLEY COLLEGE	TIER 3	48% 	4	2	2	4	3
Physical Education K-12 WESLEY COLLEGE	TIER 2	56% 	4	4	4	1	1
Bachelor of Science in Career and Technical Education WILMINGTON UNIVERSITY	This program did not generate a scorecard due to low enrollment in the program, limited hiring of program graduates in Delaware, or a combination of both factors.						
Bachelor of Science in Early Care and Education (Birth-Grade 2) WILMINGTON UNIVERSITY	TIER 3	46% 	4	4	2	1	4
Bachelor of Science in Elementary Education (K-6) WILMINGTON UNIVERSITY	TIER 3	52% 	4	4	3	1	2



PROGRAM NAME	OVERALL RATING	OVERALL PERCENT OF POINTS EARNED	RECRUITMENT	CANDIDATE PERFORMANCE	PLACEMENT	RETENTION	GRADUATE PERFORMANCE
<u>Bachelor of Science in Middle Level Education (Grades 6-8)</u> WILMINGTON UNIVERSITY	TIER 3	53% 	4	3	3	1	2
<u>Bachelor of Science in Primary Education (Grades K-4)</u> WILMINGTON UNIVERSITY	TIER 1	70% 	4	N/A*	1	1	2
<u>Master of Arts in Teaching: Secondary Teaching Grades 7-12</u> WILMINGTON UNIVERSITY	TIER 3	52% 	4	3	3	2	2
Master of Education: Career and Technical Education WILMINGTON UNIVERSITY	This program did not generate a scorecard due to low enrollment in the program, limited hiring of program graduates in Delaware, or a combination of both factors.						
Master of Education: DUAL: Reading and ESOL Literacy WILMINGTON UNIVERSITY	This program did not generate a scorecard as it was recently established by the institution/provider and thus does not have sufficient performance history.						
<u>Master of Education: Elementary Studies K-6</u> WILMINGTON UNIVERSITY	TIER 3	52% 	4	3	3	1	2

\*Domain not available. No metric calculated - fewer than ten (10) educators in sample.



PROGRAM NAME	OVERALL RATING	OVERALL PERCENT OF POINTS EARNED	RECRUITMENT	CANDIDATE PERFORMANCE	PLACEMENT	RETENTION	GRADUATE PERFORMANCE
<u>Master of Education: ESOL Literacy</u> WILMINGTON UNIVERSITY	TIER 3	53% 	2	3	4	1	2
<u>Master of Education: Instruction: Gifted and Talented</u> WILMINGTON UNIVERSITY	TIER 4	20% 	4	N/A*	4	1	4
<u>Master of Education: Reading</u> WILMINGTON UNIVERSITY	TIER 2	58% 	4	3	1	1	3
<u>Master of Education: School Counseling</u> WILMINGTON UNIVERSITY	TIER 3	51% 	2	3	4	1	3
<u>Master of Education: Special Education</u> WILMINGTON UNIVERSITY	TIER 2	57% 	4	4	2	1	3

\*Domain not available. No metric calculated - fewer than ten (10) educators in sample.

PROGRAM NAME	OVERALL RATING	OVERALL PERCENT OF POINTS EARNED	RECRUITMENT	CANDIDATE PERFORMANCE	PLACEMENT	RETENTION	GRADUATE PERFORMANCE
<u>Alternative Routes to Certification</u> (ALTERNATIVE ROUTE)	TIER 3	52% 	2	3	1	2	4
Delaware Transitions to Teaching Partnership (ALTERNATIVE ROUTE)	This program did not generate a scorecard as it was recently established by the institution/provider and thus does not have sufficient performance history.						
<u>Teach For America</u> (ALTERNATIVE ROUTE)	TIER 2	64% 	1	2	1	4	2