

2016 Delaware Educator Preparation Program Reports

ABOUT THIS REPORT

These program reports are one important way to measure and assess the quality of Delaware preparation programs in their ability to recruit, train, and develop quality educators for the state's students.

These program reports contain six (6) scored domains. Recruitment, Candidate Performance, Placement, Retention, Graduate Performance, and Perceptions. Each domain is comprised of two (2) to four (4) metrics. A program must generate a score on at least one metric in the Graduate Performance domain in order to merit a program report.







Delaware's program reports consider the past five years of program data. A program report is generated when an educator preparation program has had more than ten (10) educators working in Delaware over the past five (5) years.

The 2016 program reports marks the second time that Delaware has publicly released this information. Whereas last year's reports were for information only, this year's reports will have formal regulatory consequences outlined in the Program Renewal Framework. For each program listed below, an overall tier rating, percentage of points earned, and programs' renewal status is noted next to the program name.

PERFORMANCE RATINGS

| PERFORMANCE RATING | PERCENT OF POINTS EARNED |
|--------------------|--------------------------|
| TIER 1 | 70%-100% |
| TIER 2 | 55%-69% |
| TIER 3 | 40%-54% |
| TIER 4 | 0%-39% |

HOW IS THE OVERALL RATING MEASURED?

| DOMAINS | TOTAL POINTS | ABOUT THE DOMAIN |
|--|--------------|---|
|  Recruitment | 10 | The Recruitment domain scores the educator preparation program's ability to cultivate a diverse, accomplished student body with the potential to be outstanding future educators. |
|  Candidate Performance | 10 | The Candidate Performance domain scores the educator preparation program's ability to prepare aspiring educators with the knowledge and skill required to be first-day ready, as measured by required knowledge and performance assessments. |
|  Placement | 15 | The Placement domain scores the educator preparation program's performance in preparing educators who become employed as teachers or specialists; launch their careers in Delaware's schools; and considers the subset of those who launch their careers in the state's highest need schools. |
|  Retention | 15 | The Retention domain scores the educator preparation program's track record of preparing program graduates who continue to serve in public education in Delaware. |
|  Graduate Performance | 35 | The Graduate Performance domain scores the educator preparation program's performance in Delaware's classrooms and schools. The four metrics included consider the outcomes of program graduates' students, the qualitative aspects of program graduates' practice, and administrators' overall assessment of program graduates' performance. |
|  Perceptions | 15 | The Perceptions domain scores the educator preparation program's performance based on feedback collected from program graduates and the schools/districts that have hired them. |

| PROGRAM NAME | OVERALL RATING / OVERALL PERCENT OF POINTS EARNED | RECRUITMENT | CANDIDATE PERFORMANCE | PLACEMENT | RETENTION | GRADUATE PERFORMANCE | PERCEPTIONS |
|---|---|-------------|-----------------------|-----------|-----------|----------------------|---|
| <u>Art Education</u> DELAWARE STATE UNIVERSITY | Insufficient Data Available. Program Under Further Review. | | | | | | This program did not generate a program report due to low enrollment in the program, limited hiring of program graduates in Delaware, or a combination of both factors. |
| <u>Art Education (Masters)</u> DELAWARE STATE UNIVERSITY | Insufficient Data Available. Program Under Further Review. | | | | | | This program did not generate a program report due to low enrollment in the program, limited hiring of program graduates in Delaware, or a combination of both factors. |
| <u>Early Childhood Education</u> DELAWARE STATE UNIVERSITY | Program Renewed With Conditions* | | | | | | This program did not generate a program report due to low enrollment in the program, limited hiring of program graduates in Delaware, or a combination of both factors. |
| <u>Elementary Education</u> DELAWARE STATE UNIVERSITY | Program Renewed With Conditions* | | | | | | This program did not generate a program report due to low enrollment in the program, limited hiring of program graduates in Delaware, or a combination of both factors. |
| <u>Mathematics Education</u> DELAWARE STATE UNIVERSITY | Program Renewed With Conditions* | | | | | | This program did not generate a program report due to low enrollment in the program, limited hiring of program graduates in Delaware, or a combination of both factors. |
| <u>Middle Level Education</u> DELAWARE STATE UNIVERSITY | Program Renewed With Conditions* | | | | | | This program did not generate a program report due to low enrollment in the program, limited hiring of program graduates in Delaware, or a combination of both factors. |
| <u>Physical Education</u> DELAWARE STATE UNIVERSITY | Program Renewed With Conditions* | | | | | | This program did not generate a program report due to low enrollment in the program, limited hiring of program graduates in Delaware, or a combination of both factors. |
| <u>Teaching English as a Second Language (Masters)</u> DELAWARE STATE UNIVERSITY | Program Renewed With Conditions* | | | | | | This program did not generate a program report due to low enrollment in the program, limited hiring of program graduates in Delaware, or a combination of both factors. |

*This program will be required to submit an action plan as outlined in the Educator Preparation Program Guide.

| PROGRAM NAME | OVERALL RATING / OVERALL PERCENT OF POINTS EARNED | RECRUITMENT | CANDIDATE PERFORMANCE | PLACEMENT | RETENTION | GRADUATE PERFORMANCE | PERCEPTIONS |
|---|---|-------------|-----------------------|-----------|-----------|----------------------|-------------|
| <u>Blended Early Childhood Education</u> UNIVERSITY OF DELAWARE | TIER 3 54% Program Renewed with Conditions | 4 | 1 | 3 | 1 | 4 | N/A** |
| <u>Elementary Teacher Education</u> UNIVERSITY OF DELAWARE | TIER 2 56% Program Renewed | 4 | 1 | 3 | 2 | 2 | 3 |
| <u>Elementary Teacher Education/ Middle School Mathematics</u> UNIVERSITY OF DELAWARE | TIER 3 50% Program Renewed with Conditions | 3 | 1 | 4 | 3 | 3 | N/A** |
| <u>Elementary Teacher Education/ Middle School Social Studies</u> UNIVERSITY OF DELAWARE | TIER 3 43% Program Renewed with Conditions | 4 | 2 | 4 | 3 | 3 | N/A** |
| <u>Elementary Teacher Education/ Special Education</u> UNIVERSITY OF DELAWARE | TIER 2 61% Program Renewed | 4 | 1 | 3 | 1 | 3 | 1 |
| <u>Exceptional Children and Youth – Master’s Plus Certification Program</u> UNIVERSITY OF DELAWARE | TIER 1 70% Program Renewed | 4 | 1 | 1 | 1 | 2 | N/A** |

*This program will be required to submit an action plan as outlined in the Educator Preparation Program Guide.

**Domain not available. No metric calculated - fewer than ten (10) educators in sample.

| PROGRAM NAME | OVERALL RATING / OVERALL PERCENT OF POINTS EARNED | RECRUITMENT | CANDIDATE PERFORMANCE | PLACEMENT | RETENTION | GRADUATE PERFORMANCE | PERCEPTIONS |
|--|---|-------------|-----------------------|-----------|-----------|----------------------|-------------|
| Foreign Language Education UNIVERSITY OF DELAWARE | TIER 2 58% Program Renewed | 3 | 4 | 4 | 1 | 1 | N/A** |
| Health and Physical Education UNIVERSITY OF DELAWARE | TIER 2 57% Program Renewed | 4 | 4 | 3 | 1 | 1 | N/A** |
| Master of Arts in Teaching UNIVERSITY OF DELAWARE | TIER 2 65% Program No Longer Offered | N/A** | N/A** | 1 | 2 | 2 | N/A** |
| Music Education UNIVERSITY OF DELAWARE | TIER 2 60% Program Renewed | 4 | 1 | 4 | 3 | 1 | N/A** |
| Secondary English Education UNIVERSITY OF DELAWARE | TIER 1 72% Program Renewed | 4 | 1 | 3 | 1 | 1 | N/A** |
| Secondary Mathematics Education UNIVERSITY OF DELAWARE | TIER 2 57% Program Renewed | 3 | 4 | 2 | 1 | 2 | N/A** |
| Secondary Social Studies Education UNIVERSITY OF DELAWARE | TIER 3 53% Program Renewed With Conditions | 4 | 2 | 3 | 2 | 3 | N/A** |

**Domain not available. No metric calculated - fewer than ten (10) educators in sample.

| PROGRAM NAME | OVERALL RATING / OVERALL PERCENT OF POINTS EARNED | RECRUITMENT | CANDIDATE PERFORMANCE | PLACEMENT | RETENTION | GRADUATE PERFORMANCE | PERCEPTIONS |
|---|--|-------------|-----------------------|-----------|-----------|----------------------|---|
| <u>Agricultural Education</u> UNIVERSITY OF DELAWARE | Program Renewed With Conditions* | | | | | | This program did not generate a program report due to low enrollment in the program, limited hiring of program graduates in Delaware, or a combination of both factors. |
| <u>Elementary Teacher Education/ English as a Second Language</u> UNIVERSITY OF DELAWARE | Program Renewed | | | | | | This program did not generate a program report as it was recently established by the institution/provider and thus does not have sufficient performance history. |
| <u>Elementary Teacher Education/Middle School English</u> UNIVERSITY OF DELAWARE | Program Renewed With Conditions* | | | | | | This program did not generate a program report due to low enrollment in the program, limited hiring of program graduates in Delaware, or a combination of both factors. |
| <u>Elementary Teacher Education/Middle School Science</u> UNIVERSITY OF DELAWARE | Program Renewed With Conditions* | | | | | | This program did not generate a program report due to low enrollment in the program, limited hiring of program graduates in Delaware, or a combination of both factors. |
| <u>Exceptional Children and Youth - 4+1 Program (Masters)</u> UNIVERSITY OF DELAWARE | Program Renewed With Conditions* | | | | | | This program did not generate a program report due to low enrollment in the program, limited hiring of program graduates in Delaware, or a combination of both factors. |
| <u>Family and Consumer Science</u> UNIVERSITY OF DELAWARE | Insufficient Data Available. Program Under Further Review. | | | | | | This program did not generate a program report due to low enrollment in the program, limited hiring of program graduates in Delaware, or a combination of both factors. |
| <u>Foreign Language Education (Masters)</u> UNIVERSITY OF DELAWARE | Insufficient Data Available. Program Under Further Review. | | | | | | This program did not generate a program report due to low enrollment in the program, limited hiring of program graduates in Delaware, or a combination of both factors. |

*This program will be required to submit an action plan as outlined in the Educator Preparation Program Guide.

| PROGRAM NAME | OVERALL RATING / OVERALL PERCENT OF POINTS EARNED | RECRUITMENT | CANDIDATE PERFORMANCE | PLACEMENT | RETENTION | GRADUATE PERFORMANCE | PERCEPTIONS |
|--|---|---|-----------------------|-----------|-----------|----------------------|-------------|
| <u>Science Education</u> UNIVERSITY OF DELAWARE | Program On Probation* | This program did not generate a program report due to low enrollment in the program, limited hiring of program graduates in Delaware, or a combination of both factors. | | | | | |
| <u>Teaching English as a Second Language (Masters)</u> UNIVERSITY OF DELAWARE | Program Renewed With Conditions* | This program did not generate a program report due to low enrollment in the program, limited hiring of program graduates in Delaware, or a combination of both factors. | | | | | |
| <u>Elementary Education K-6</u> WESLEY COLLEGE | TIER 2 62% Program Renewed | 4 | 4 | 2 | 1 | 2 | N/A** |
| <u>Master of Arts in Teaching</u> WESLEY COLLEGE | TIER 2 55% Program Renewed | 4 | 3 | 2 | 1 | 3 | N/A** |
| <u>Physical Education K-12</u> WESLEY COLLEGE | TIER 2 62% Program Renewed | 4 | 4 | 4 | 1 | 1 | N/A** |
| <u>Bachelor of Science, Early Childhood Education (Birth - 2nd Grade)</u> WILMINGTON UNIVERSITY | TIER 2 55% Program Renewed | 3 | 3 | 3 | 2 | 2 | N/A** |

*This program will be required to submit an action plan as outlined in the Educator Preparation Program Guide.

**Domain not available. No metric calculated - fewer than ten (10) educators in sample.

| PROGRAM NAME | OVERALL RATING / OVERALL PERCENT OF POINTS EARNED | RECRUITMENT | CANDIDATE PERFORMANCE | PLACEMENT | RETENTION | GRADUATE PERFORMANCE | PERCEPTIONS |
|--|---|-------------|-----------------------|-----------|-----------|----------------------|-------------|
| <u>Elementary and Secondary School Counseling (Masters)</u> WILMINGTON UNIVERSITY | TIER 2 55% Program Renewed | 3 | 3 | 4 | 1 | 2 | N/A** |
| <u>Elementary Education (Grades K-6)</u> WILMINGTON UNIVERSITY | TIER 2 58% Program Renewed | 4 | 3 | 3 | 1 | 3 | 2 |
| <u>Elementary Studies (Masters)</u> WILMINGTON UNIVERSITY | TIER 2 57% Program Renewed | 4 | 1 | 2 | 1 | 2 | 3 |
| <u>ESOL Literacy (Masters)</u> WILMINGTON UNIVERSITY | TIER 2 66% Program Renewed | 4 | 2 | 2 | 1 | 2 | N/A** |
| <u>Instruction: Gifted and Talented (Masters)</u> WILMINGTON UNIVERSITY | TIER 1 77% Program Renewed | 4 | 1 | 2 | 1 | 1 | N/A** |
| <u>Career and Technical Education (Masters)</u> WILMINGTON UNIVERSITY | TIER 2 65% Program Renewed | 4 | 1 | 1 | 1 | 3 | 3 |

*This program will be required to submit an action plan as outlined in the Educator Preparation Program Guide.

**Domain not available. No metric calculated - fewer than ten (10) educators in sample.

| PROGRAM NAME | OVERALL RATING / OVERALL PERCENT OF POINTS EARNED | RECRUITMENT | CANDIDATE PERFORMANCE | PLACEMENT | RETENTION | GRADUATE PERFORMANCE | PERCEPTIONS |
|---|---|---|-----------------------|-----------|-----------|----------------------|-------------|
| <u>Middle Level Education (Grades 6-8)</u> WILMINGTON UNIVERSITY | TIER 2 63% Program Renewed | 4 | 3 | 2 | 1 | 2 | N/A** |
| <u>Reading (Masters)</u> WILMINGTON UNIVERSITY | TIER 1 73% Program Renewed | 4 | 1 | 1 | 1 | 2 | N/A** |
| <u>Master of Arts in Teaching, Secondary Teaching: Grades 7-12</u> WILMINGTON UNIVERSITY | TIER 2 58% Program Renewed | 3 | 2 | 1 | 1 | 3 | N/A** |
| <u>Special Education (Masters)</u> WILMINGTON UNIVERSITY | TIER 2 62% Program Renewed | 4 | 1 | 2 | 1 | 3 | 2 |
| <u>Career and Technical Education</u> WILMINGTON UNIVERSITY | Program Renewed With Conditions* | This program did not generate a program report due to low enrollment in the program, limited hiring of program graduates in Delaware, or a combination of both factors. | | | | | |
| <u>Reading and ESOL Literacy (Masters)</u> WILMINGTON UNIVERSITY | Program Renewed With Conditions* | This program did not generate a program report due to low enrollment in the program, limited hiring of program graduates in Delaware, or a combination of both factors. | | | | | |

**Domain not available. No metric calculated - fewer than ten (10) educators in sample.

| PROGRAM NAME | OVERALL RATING / OVERALL PERCENT OF POINTS EARNED | RECRUITMENT | CANDIDATE PERFORMANCE | PLACEMENT | RETENTION | GRADUATE PERFORMANCE | PERCEPTIONS |
|---|---|-------------|-----------------------|-----------|-----------|----------------------|-------------|
| <u>Alternative Routes to Certification (ARTC)</u> ALTERNATIVE ROUTE | TIER 2 59% Program Renewed | 2 | 4 | 1 | 1 | 3 | 3 |
| <u>ARTC / DT3P</u> ALTERNATIVE ROUTE | TIER 2 58% Program Renewed | 2 | 3 | 1 | 1 | 3 | 3 |
| <u>Delaware Transitions to Teaching Partnership (DT3P)</u> ALTERNATIVE ROUTE | TIER 3 40% Program Renewed With Conditions | 3 | 1 | 1 | N/A** | 4 | N/A** |
| <u>Teach For America</u> ALTERNATIVE ROUTE | TIER 2 57% Program Renewed | 1 | 1 | 1 | 3 | 3 | 4 |

**Domain not available. No metric calculated - fewer than ten (10) educators in sample.