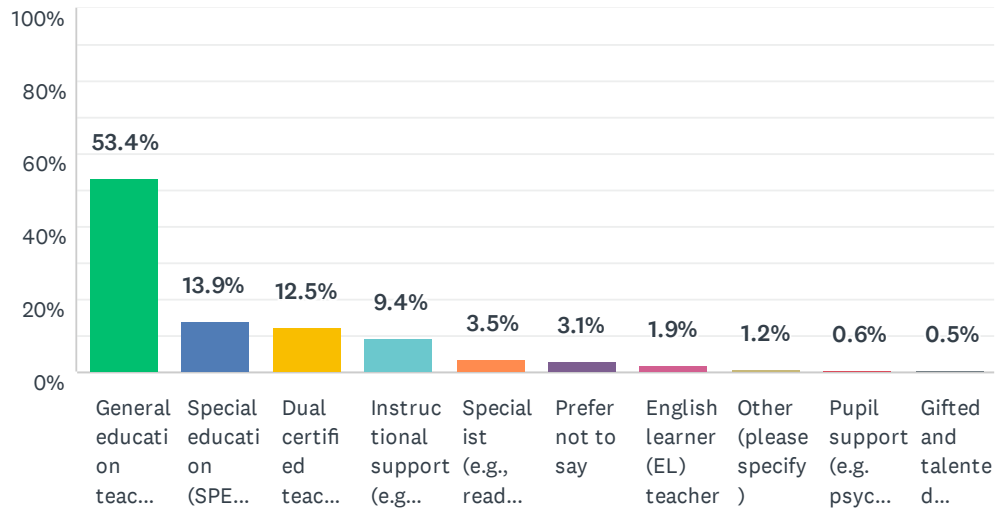


Q20 Please select your role:

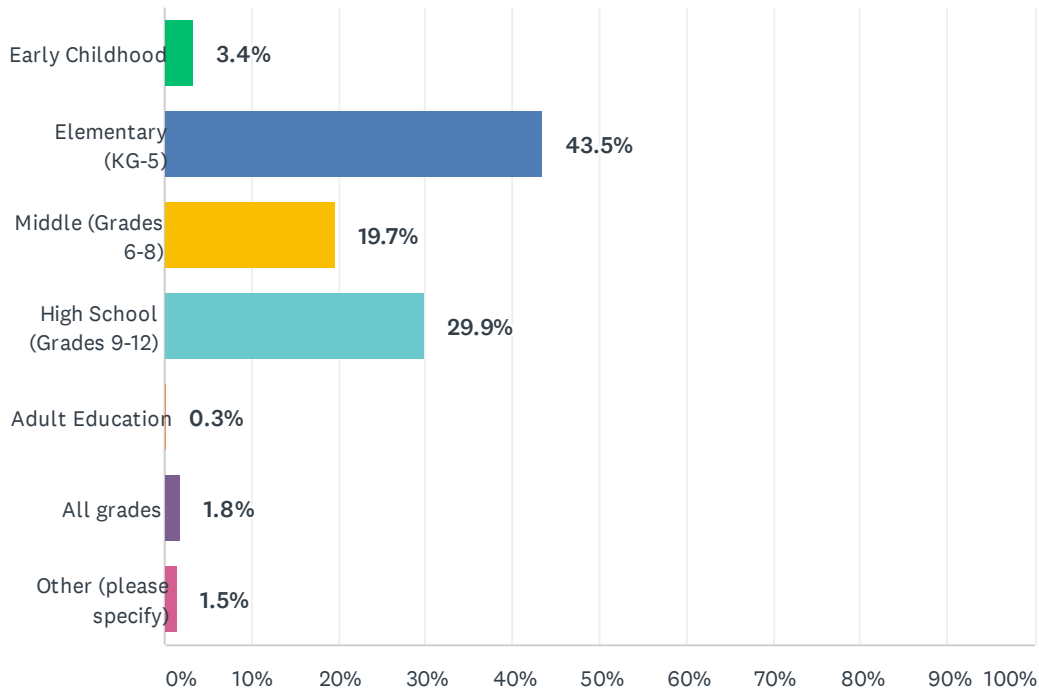
Answered: 3,078 Skipped: 0



ANSWER CHOICES	RESPONSES	
General education teacher (e.g. ELA, Math, Arts, PE, CTE, World languages)	53.4%	1,645
Special education (SPED) teacher	13.9%	427
Dual certified teacher (e.g., General Ed and SPED)	12.5%	385
Instructional support (e.g., paraprofessional)	9.4%	289
Specialist (e.g., reading specialist)	3.5%	109
Prefer not to say	3.1%	95
English learner (EL) teacher	1.9%	59
Other (please specify)	1.2%	36
Pupil support (e.g. psychologist, nurse, social worker)	0.6%	18
Gifted and talented teacher	0.5%	15
TOTAL		3,078

Q22 What grade level do you primarily teach?

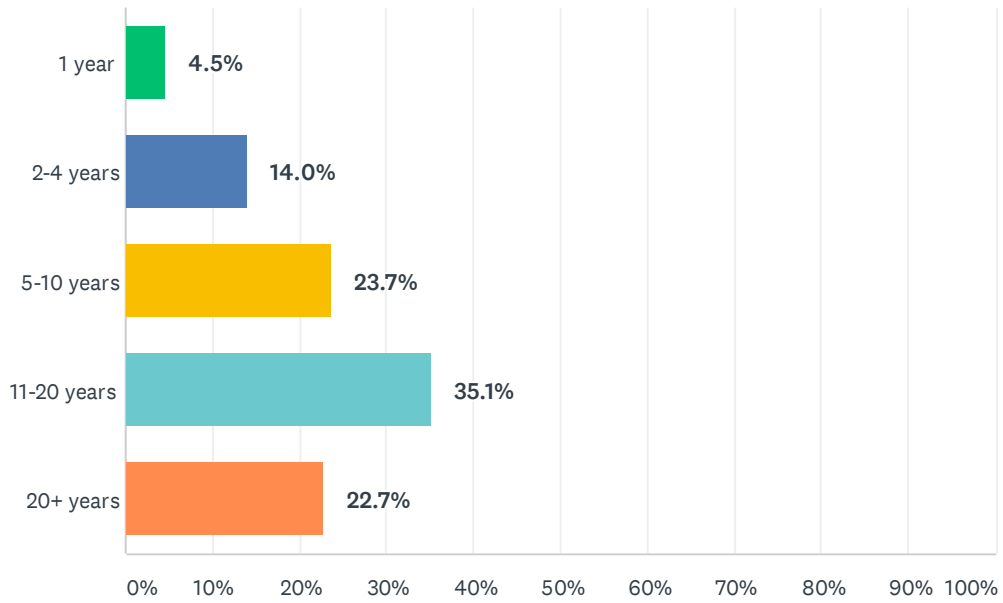
Answered: 3,078 Skipped: 0



ANSWER CHOICES	RESPONSES	
Early Childhood	3.4%	104
Elementary (KG-5)	43.5%	1,340
Middle (Grades 6-8)	19.7%	606
High School (Grades 9-12)	29.9%	919
Adult Education	0.3%	9
All grades	1.8%	55
Other (please specify)	1.5%	45
TOTAL		3,078

Q23 How many years have you been employed as a teacher?

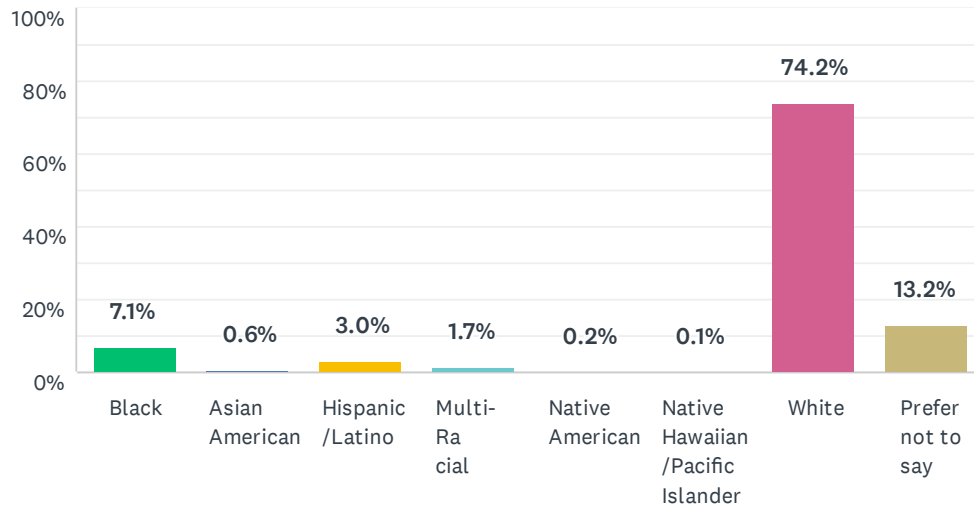
Answered: 3,078 Skipped: 0



ANSWER CHOICES	RESPONSES	
1 year	4.5%	140
2-4 years	14.0%	431
5-10 years	23.7%	729
11-20 years	35.1%	1,079
20+ years	22.7%	699
TOTAL		3,078

Q24 What is your race/ethnicity?

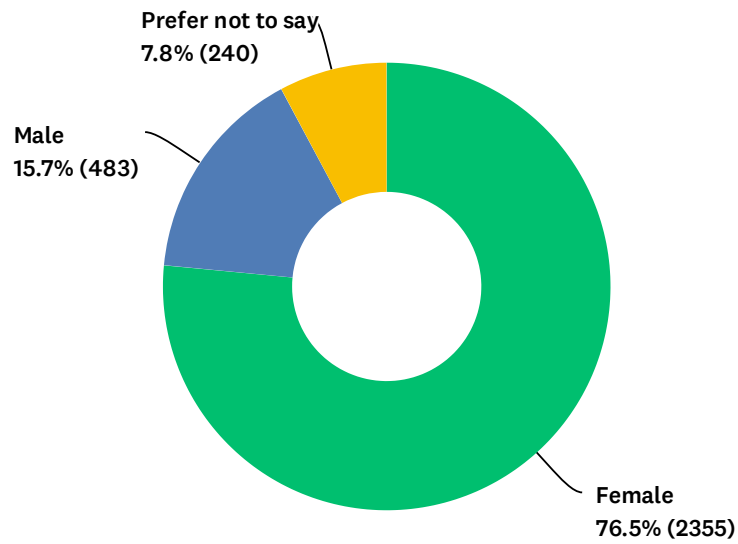
Answered: 3,078 Skipped: 0



ANSWER CHOICES	RESPONSES	
Black	7.1%	217
Asian American	0.6%	19
Hispanic/Latino	3.0%	93
Multi-Racial	1.7%	52
Native American	0.2%	6
Native Hawaiian/Pacific Islander	0.1%	2
White	74.2%	2,284
Prefer not to say	13.2%	405
TOTAL		3,078

Q25 What is your gender?

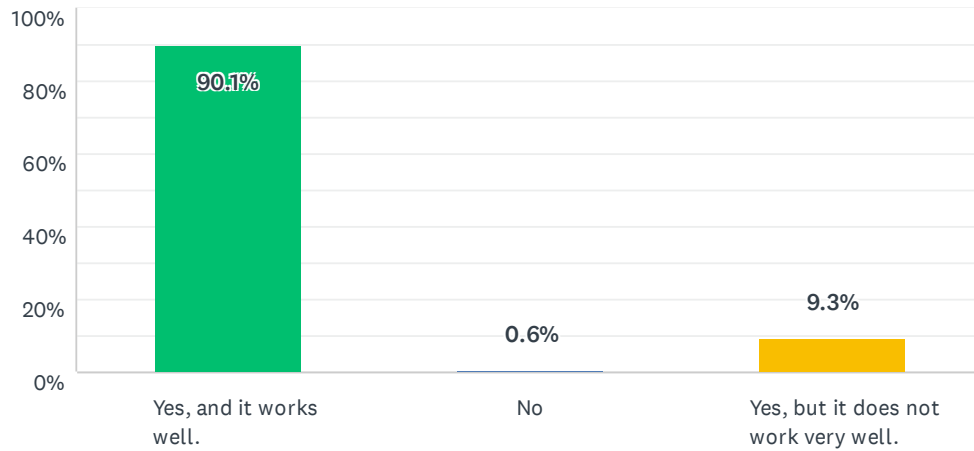
Answered: 3,078 Skipped: 0



ANSWER CHOICES	RESPONSES	
Female	76.5%	2,355
Male	15.7%	483
Prefer not to say	7.8%	240
TOTAL		3,078

Q26 Do you have internet access at home?

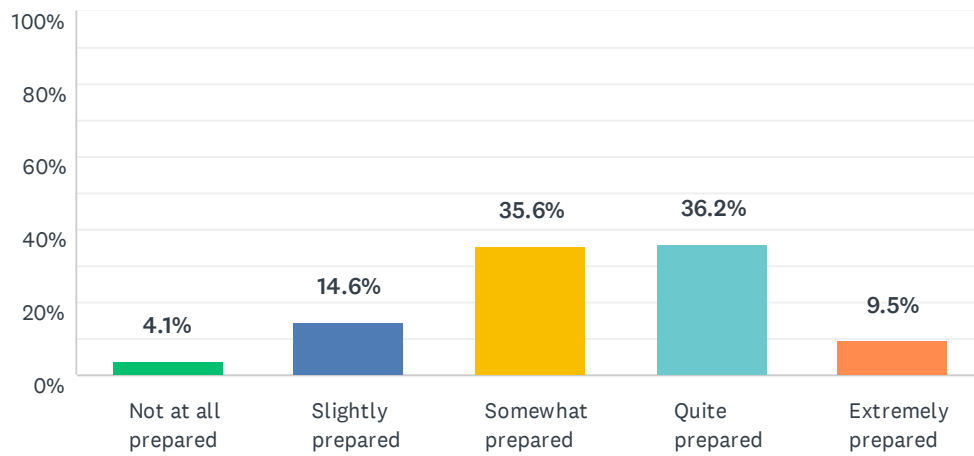
Answered: 3,024 Skipped: 54



ANSWER CHOICES	RESPONSES	
Yes, and it works well.	90.1%	2,724
No	0.6%	18
Yes, but it does not work very well.	9.3%	282
TOTAL		3,024

Q27 How prepared did you feel to use the technology and programs that were set up for you to use for instruction this year?

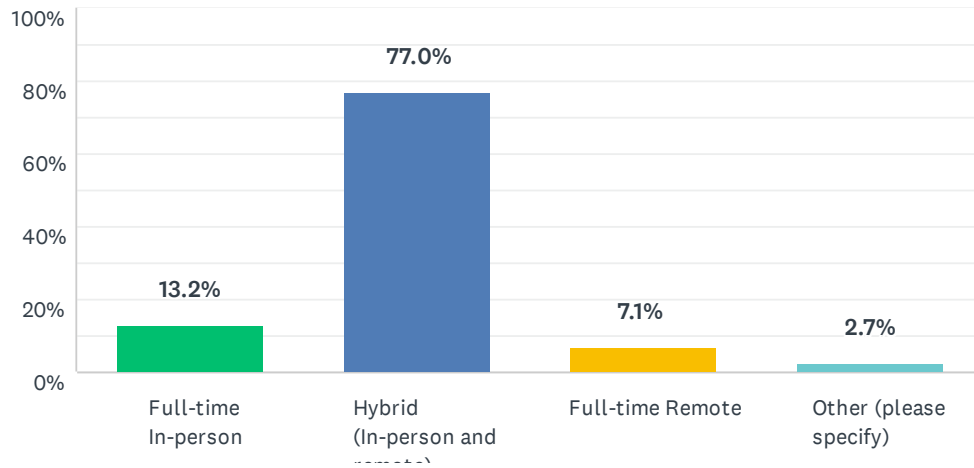
Answered: 3,024 Skipped: 54



ANSWER CHOICES	RESPONSES	
Not at all prepared	4.1%	123
Slightly prepared	14.6%	441
Somewhat prepared	35.6%	1,078
Quite prepared	36.2%	1,094
Extremely prepared	9.5%	288
TOTAL		3,024

Q28 How are you currently delivering instruction?

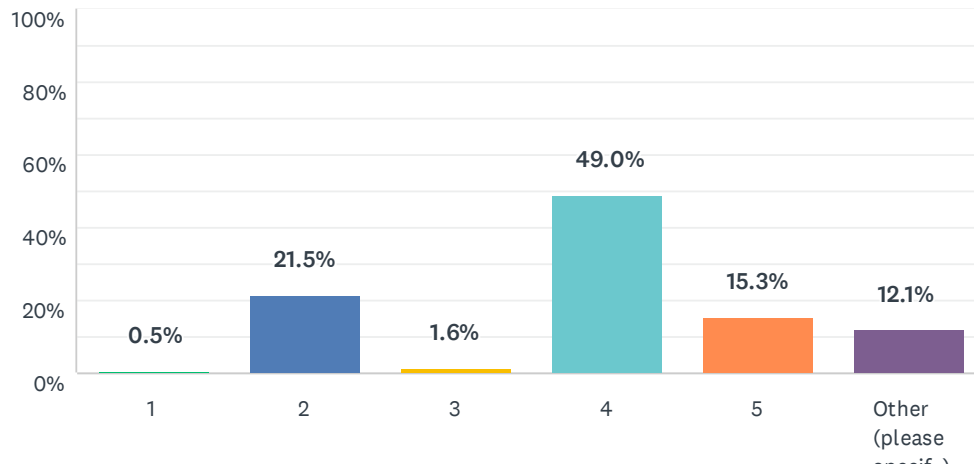
Answered: 3,024 Skipped: 54



ANSWER CHOICES	RESPONSES	
Full-time In-person	13.2%	398
Hybrid (In-person and remote)	77.0%	2,329
Full-time Remote	7.1%	215
Other (please specify)	2.7%	82
TOTAL		3,024

Q29 In the last week, if the students were not fully remote, how many days did students attend school?

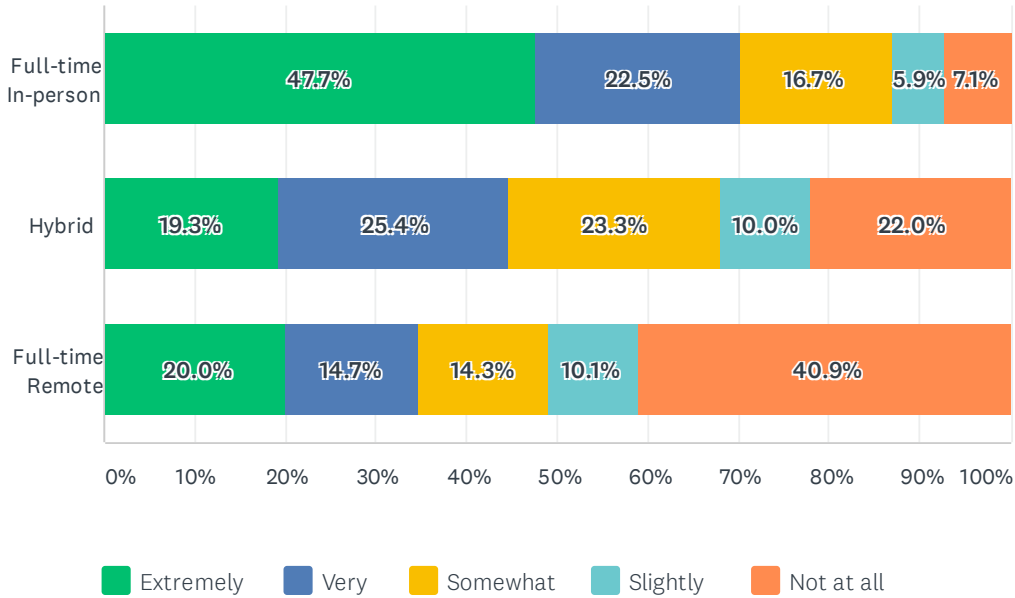
Answered: 2,923 Skipped: 155



ANSWER CHOICES	RESPONSES	
1	0.5%	14
2	21.5%	627
3	1.6%	48
4	49.0%	1,432
5	15.3%	447
Other (please specify)	12.1%	355
TOTAL		2,923

Q30 Given the current conditions, how comfortable would you be with the following choices of delivering instruction at the beginning of next school year (2021-2022)?

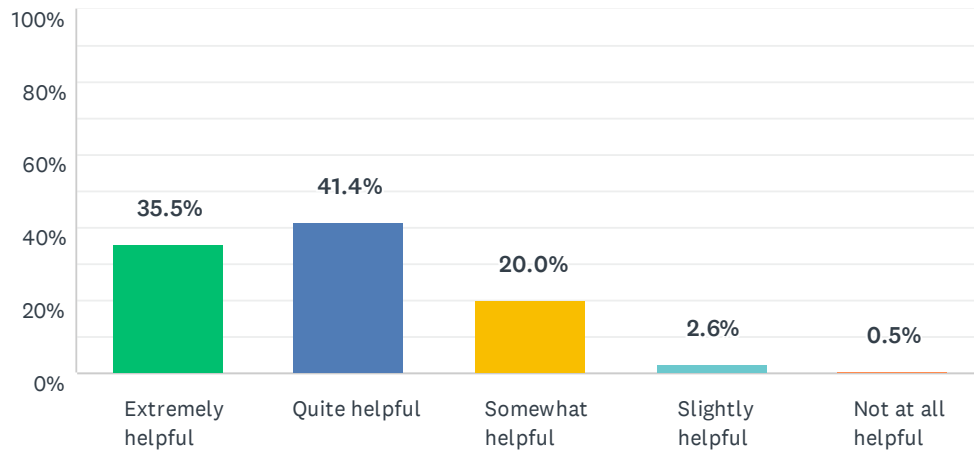
Answered: 3,024 Skipped: 54



	EXTREMELY	VERY	SOMEWHAT	SLIGHTLY	NOT AT ALL	TOTAL
Full-time In-person	47.7% 1,442	22.5% 681	16.7% 506	5.9% 179	7.1% 216	3,024
Hybrid	19.3% 583	25.4% 768	23.3% 706	10.0% 302	22.0% 665	3,024
Full-time Remote	20.0% 606	14.7% 444	14.3% 431	10.1% 306	40.9% 1,237	3,024

Q32 How helpful have you been in supporting your student's academic needs this year?

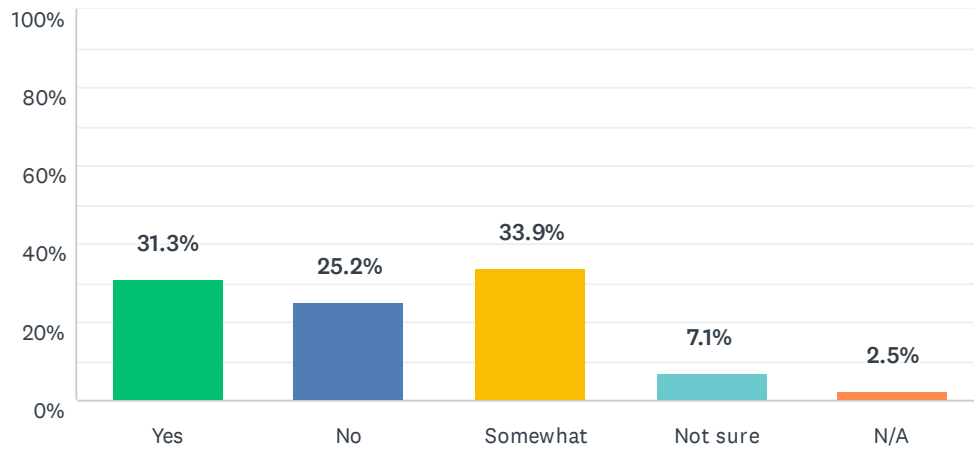
Answered: 2,816 Skipped: 262



ANSWER CHOICES	RESPONSES	
Extremely helpful	35.5%	999
Quite helpful	41.4%	1,166
Somewhat helpful	20.0%	564
Slightly helpful	2.6%	72
Not at all helpful	0.5%	15
TOTAL		2,816

Q33 Have you remained as effective in your role this school year as you were before COVID-19?

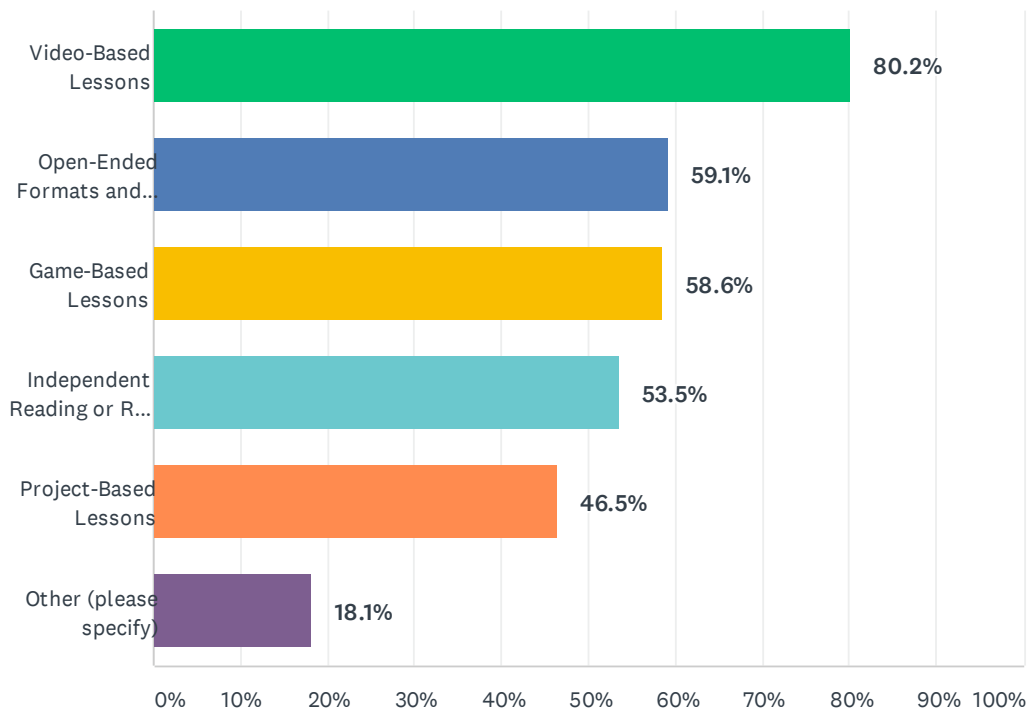
Answered: 2,816 Skipped: 262



ANSWER CHOICES	RESPONSES	
Yes	31.3%	882
No	25.2%	709
Somewhat	33.9%	954
Not sure	7.1%	201
N/A	2.5%	70
TOTAL		2,816

Q34 What did you do to make the lessons engaging for students (select all that apply)?

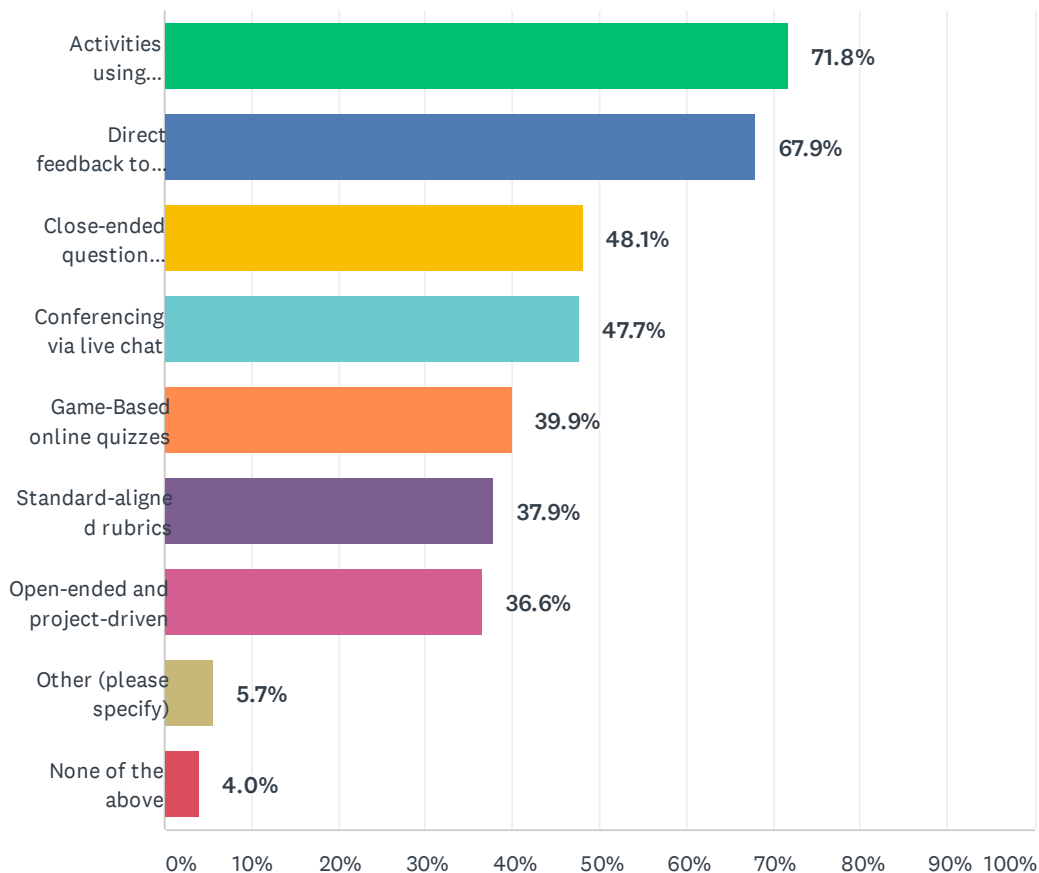
Answered: 2,816 Skipped: 262



ANSWER CHOICES	RESPONSES	
Video-Based Lessons	80.2%	2,259
Open-Ended Formats and Student Choice	59.1%	1,665
Game-Based Lessons	58.6%	1,649
Independent Reading or Read Alouds	53.5%	1,506
Project-Based Lessons	46.5%	1,309
Other (please specify)	18.1%	510
Total Respondents: 2,816		

Q35 What formative assessment methods have you found effective (check all that apply)?

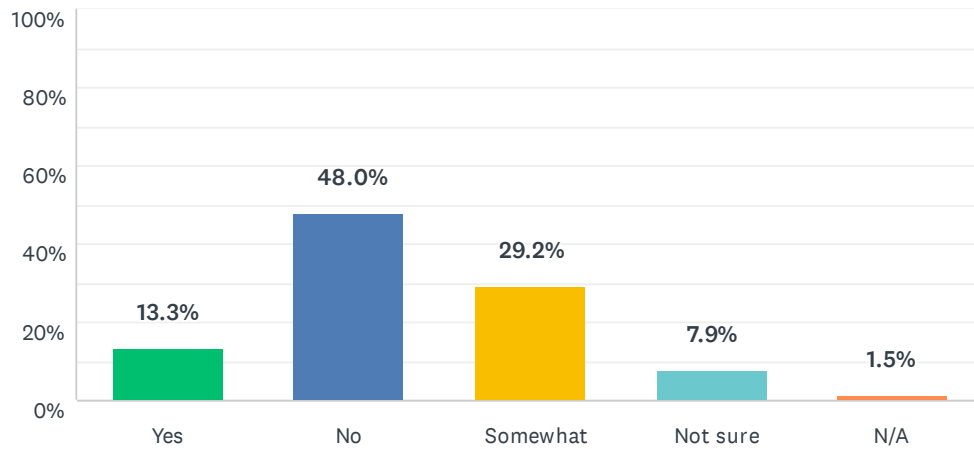
Answered: 2,816 Skipped: 262



ANSWER CHOICES	RESPONSES	
Activities using interactive digital tools	71.8%	2,023
Direct feedback to student	67.9%	1,912
Close-ended question quizzes	48.1%	1,354
Conferencing via live chat	47.7%	1,344
Game-Based online quizzes	39.9%	1,123
Standard-aligned rubrics	37.9%	1,068
Open-ended and project-driven	36.6%	1,032
Other (please specify)	5.7%	160
None of the above	4.0%	112
Total Respondents: 2,816		

Q36 Are your students learning as much now as they were prior to COVID-19?

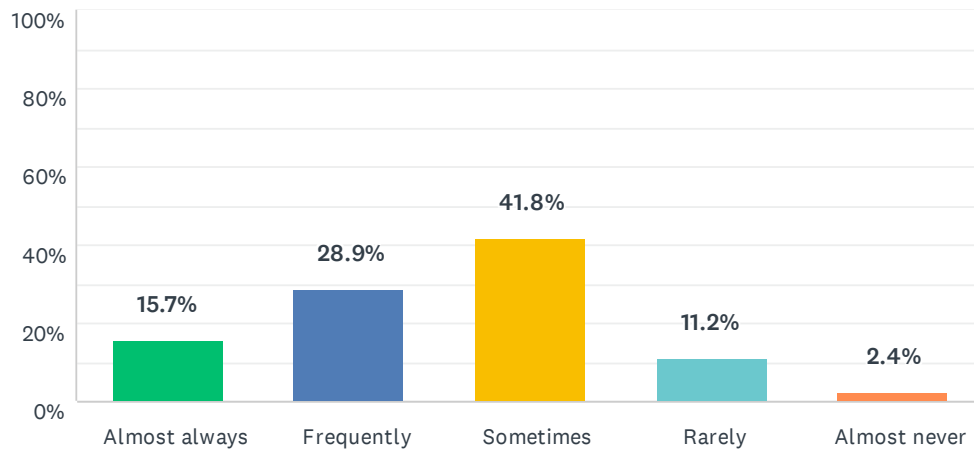
Answered: 2,816 Skipped: 262



ANSWER CHOICES	RESPONSES	
Yes	13.3%	375
No	48.0%	1,353
Somewhat	29.2%	823
Not sure	7.9%	222
N/A	1.5%	43
TOTAL		2,816

Q37 How motivated have your students been to attend classes this year?

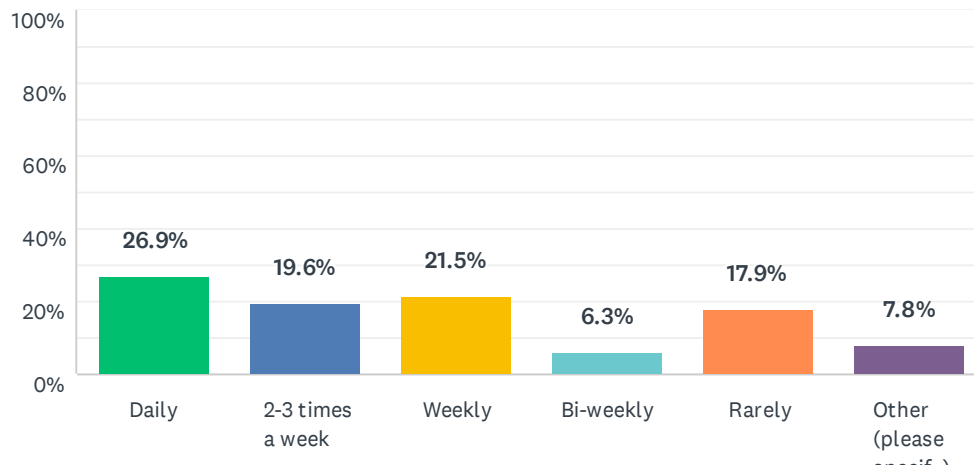
Answered: 2,816 Skipped: 262



ANSWER CHOICES	RESPONSES	
Almost always	15.7%	443
Frequently	28.9%	814
Sometimes	41.8%	1,176
Rarely	11.2%	316
Almost never	2.4%	67
TOTAL		2,816

Q38 How often do you provide opportunities for students to collaborate?

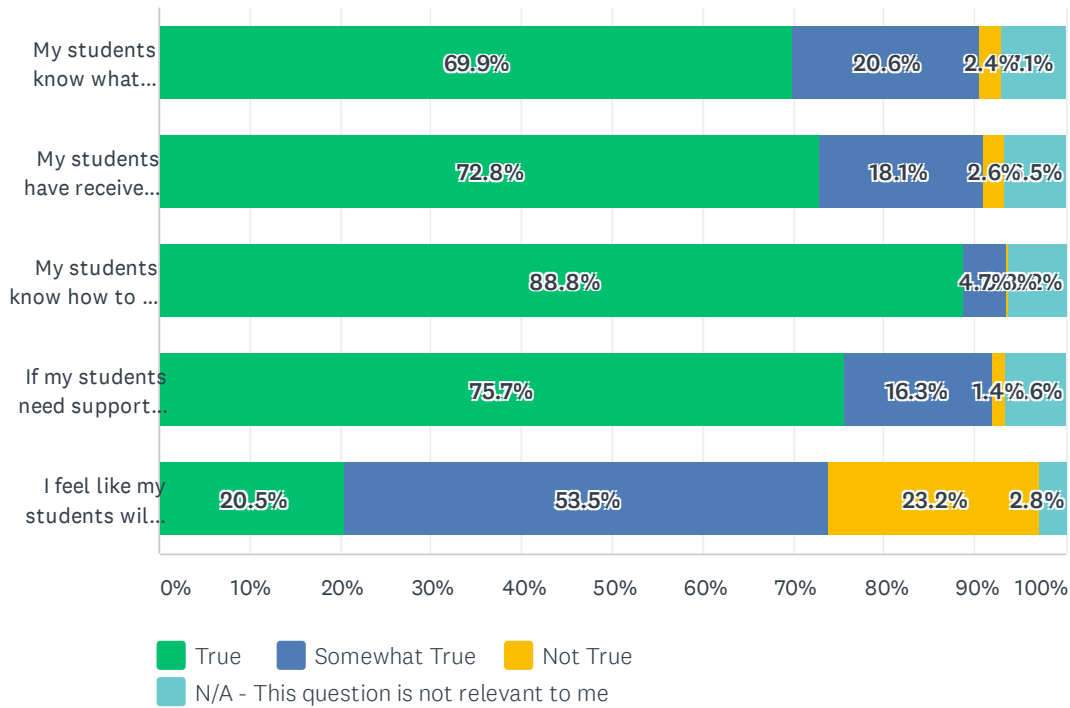
Answered: 2,816 Skipped: 262



ANSWER CHOICES	RESPONSES	
Daily	26.9%	757
2-3 times a week	19.6%	552
Weekly	21.5%	605
Bi-weekly	6.3%	176
Rarely	17.9%	505
Other (please specify)	7.8%	221
TOTAL		2,816

Q39 Please tell us how true the following statements are for your students.

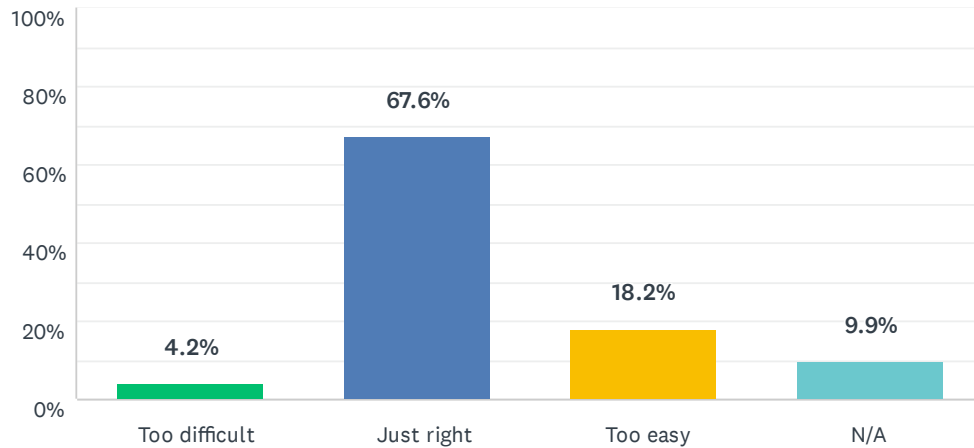
Answered: 2,816 Skipped: 262



	TRUE	SOMEWHAT TRUE	NOT TRUE	N/A - THIS QUESTION IS NOT RELEVANT TO ME	TOTAL
My students know what assignments they should be focused on	69.9% 1,969	20.6% 579	2.4% 68	7.1% 200	2,816
My students have received enough instruction from me to complete their assignments	72.8% 2,051	18.1% 509	2.6% 72	6.5% 184	2,816
My students know how to get in touch with me	88.8% 2,502	4.7% 131	0.3% 9	6.2% 174	2,816
If my students need support with learning, they know who to contact and how to get in touch with them	75.7% 2,132	16.3% 458	1.4% 40	6.6% 186	2,816
I feel like my students will be prepared for the next school year	20.5% 577	53.5% 1,506	23.2% 654	2.8% 79	2,816

Q40 Tell us about the difficulty of schoolwork assignments (since hybrid/remote learning started). Overall, my schoolwork assignments have been:

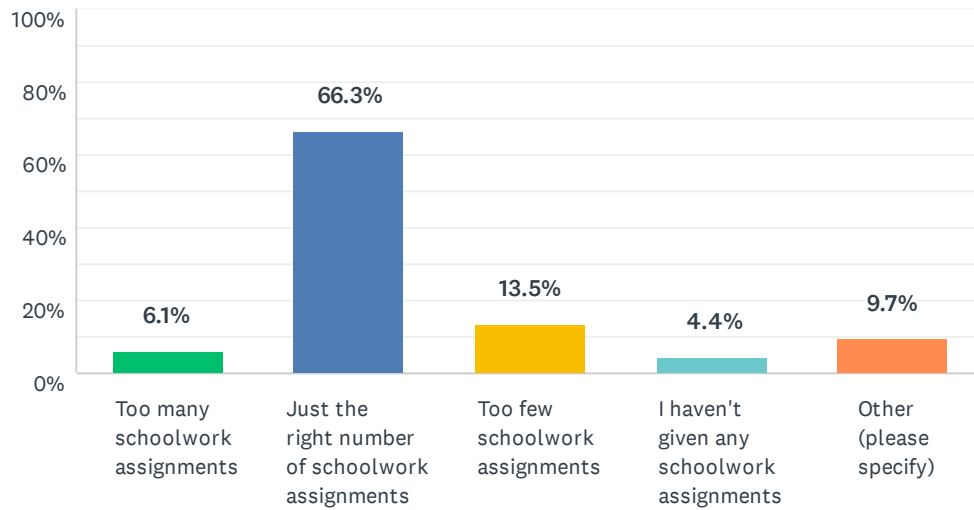
Answered: 2,816 Skipped: 262



ANSWER CHOICES	RESPONSES	
Too difficult	4.2%	119
Just right	67.6%	1,904
Too easy	18.2%	513
N/A	9.9%	280
TOTAL		2,816

Q41 Tell us about the amount of schoolwork you have assigned. Overall, there have been:

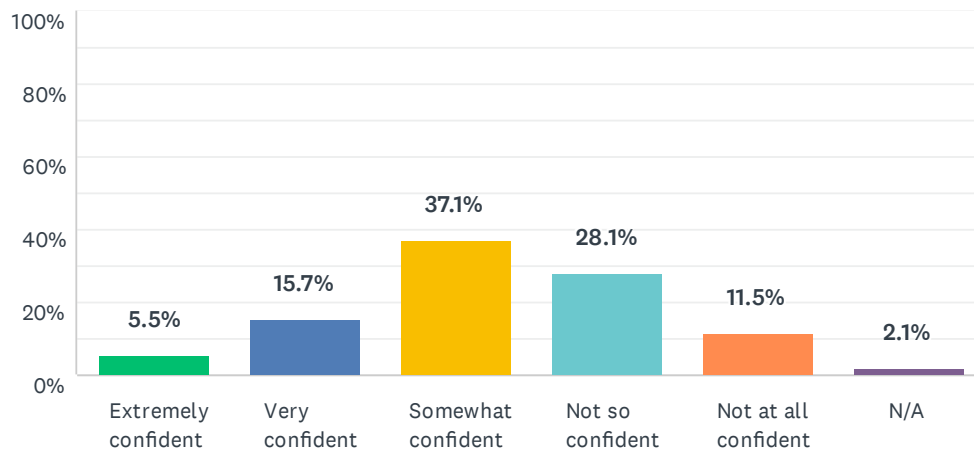
Answered: 2,816 Skipped: 262



ANSWER CHOICES	RESPONSES	
Too many schoolwork assignments	6.1%	172
Just the right number of schoolwork assignments	66.3%	1,867
Too few schoolwork assignments	13.5%	379
I haven't given any schoolwork assignments	4.4%	125
Other (please specify)	9.7%	273
TOTAL		2,816

Q42 For your students who need the most academic support, how confident are you that you can help those students in a hybrid/remote learning setting?

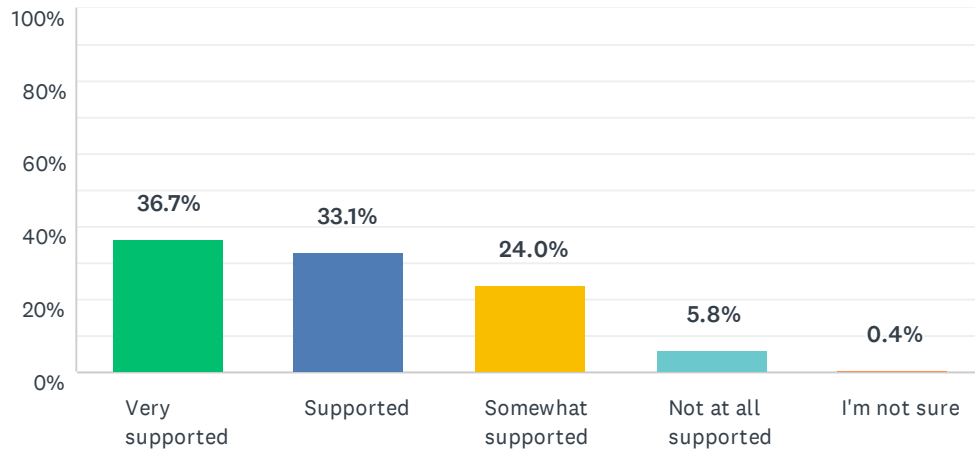
Answered: 2,816 Skipped: 262



ANSWER CHOICES	RESPONSES	
Extremely confident	5.5%	155
Very confident	15.7%	443
Somewhat confident	37.1%	1,044
Not so confident	28.1%	791
Not at all confident	11.5%	323
N/A	2.1%	60
TOTAL		2,816

Q44 How supported do you feel by your school leader(s)?

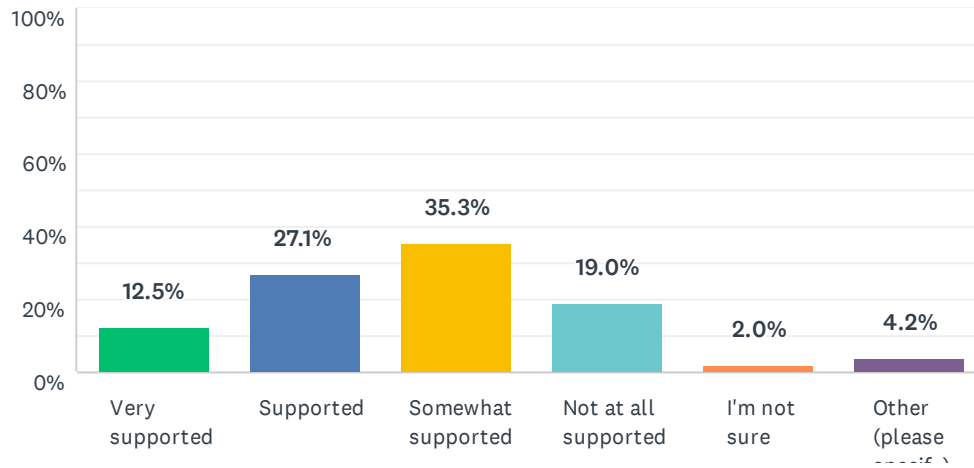
Answered: 2,649 Skipped: 429



ANSWER CHOICES	RESPONSES	
Very supported	36.7%	973
Supported	33.1%	877
Somewhat supported	24.0%	636
Not at all supported	5.8%	153
I'm not sure	0.4%	10
TOTAL		2,649

Q45 How supported do you feel by your district leaders?

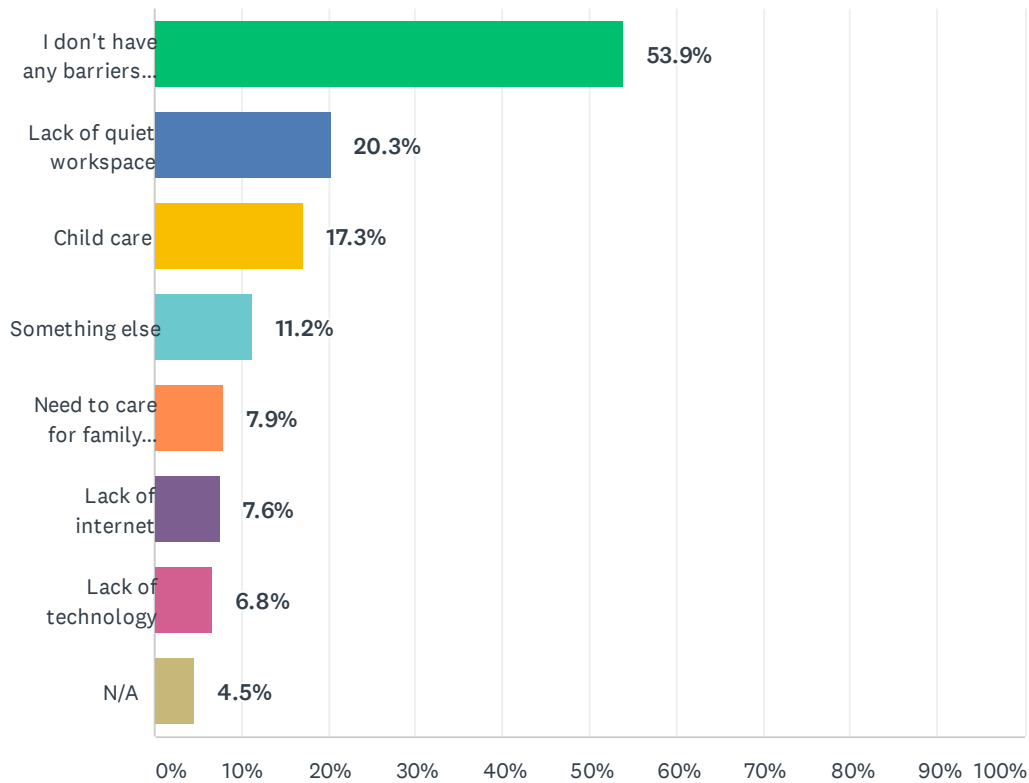
Answered: 2,339 Skipped: 739



ANSWER CHOICES	RESPONSES	
Very supported	12.5%	292
Supported	27.1%	633
Somewhat supported	35.3%	826
Not at all supported	19.0%	444
I'm not sure	2.0%	46
Other (please specify)	4.2%	98
TOTAL		2,339

Q46 What is your biggest barrier in effectively working from home? (select up to three)

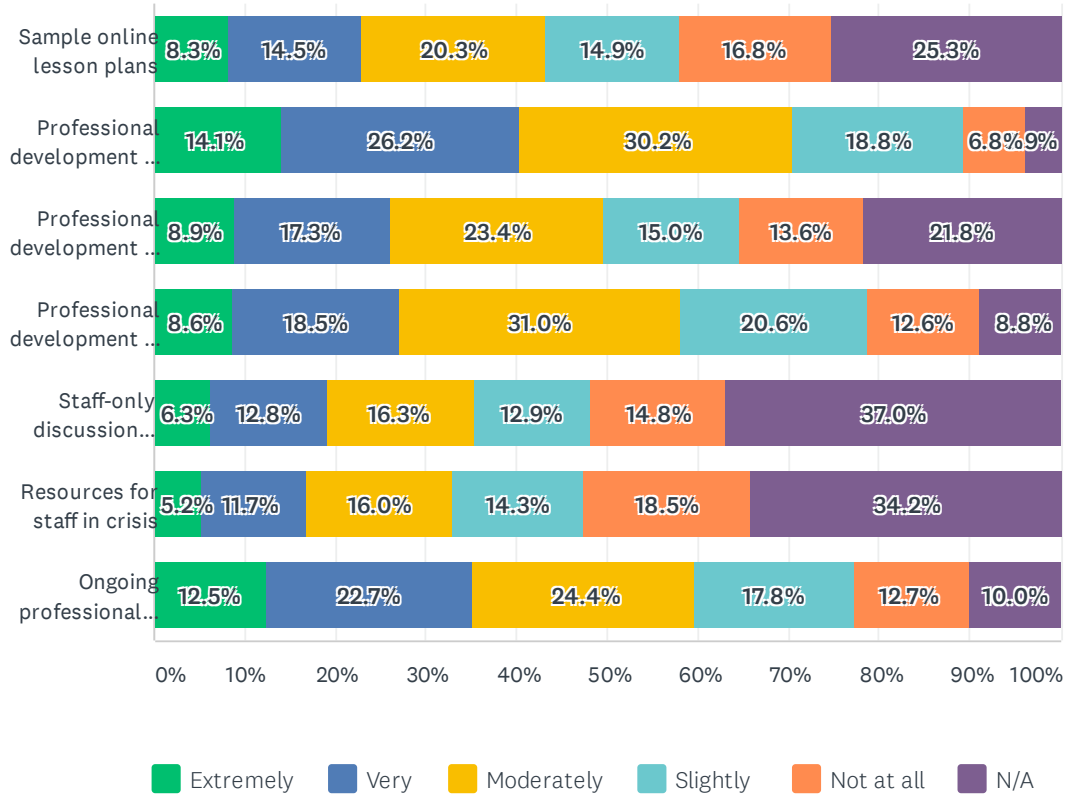
Answered: 2,649 Skipped: 429



ANSWER CHOICES	RESPONSES	
I don't have any barriers right now	53.9%	1,428
Lack of quiet workspace	20.3%	538
Child care	17.3%	457
Something else	11.2%	298
Need to care for family members	7.9%	208
Lack of internet	7.6%	202
Lack of technology	6.8%	179
N/A	4.5%	120
Total Respondents: 2,649		

Q47 How useful were the resources and supports provided to you?

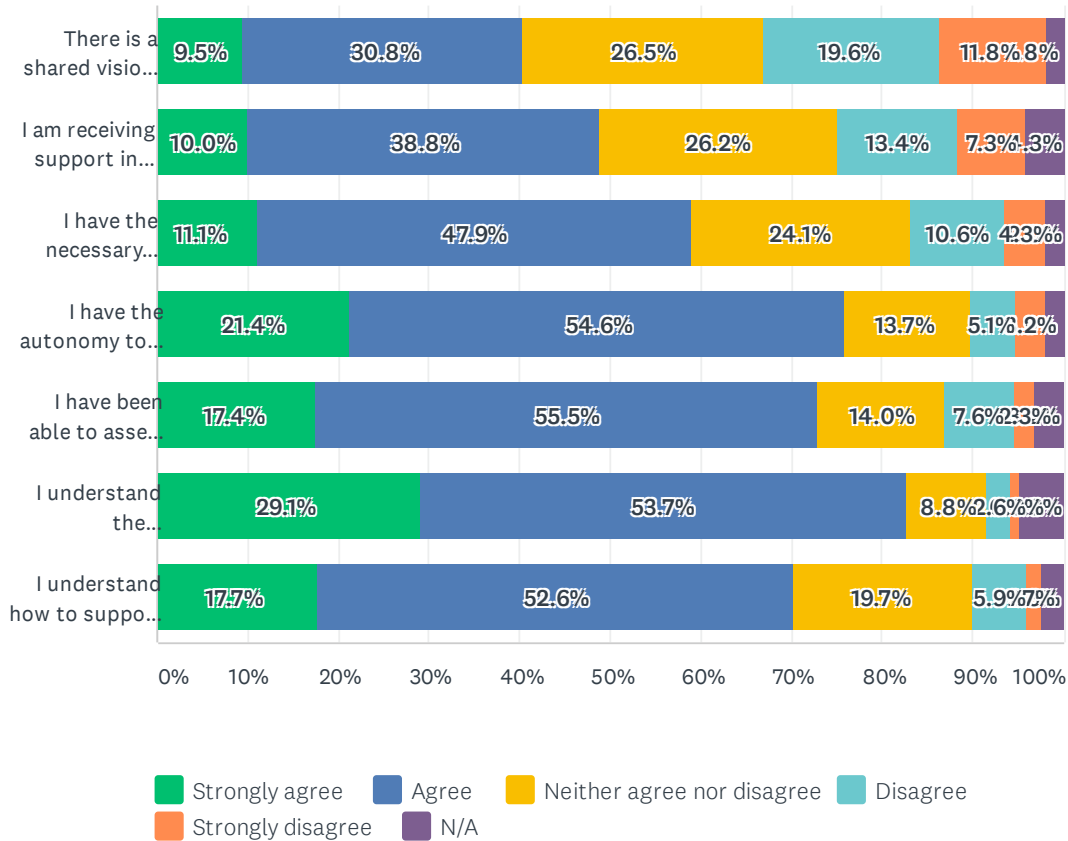
Answered: 2,649 Skipped: 429



	EXTREMELY	VERY	MODERATELY	SLIGHTLY	NOT AT ALL	N/A	TOTAL
Sample online lesson plans	8.3% 219	14.5% 385	20.3% 538	14.9% 394	16.8% 444	25.3% 669	2,649
Professional development on how to use online platforms	14.1% 374	26.2% 694	30.2% 801	18.8% 498	6.8% 179	3.9% 103	2,649
Professional development on converting offline materials into online resources	8.9% 236	17.3% 458	23.4% 621	15.0% 397	13.6% 360	21.8% 577	2,649
Professional development on engaging students through remote learning	8.6% 227	18.5% 490	31.0% 821	20.6% 545	12.6% 334	8.8% 232	2,649
Staff-only discussion boards to receive peer support and advice	6.3% 167	12.8% 338	16.3% 431	12.9% 342	14.8% 392	37.0% 979	2,649
Resources for staff in crisis	5.2% 138	11.7% 311	16.0% 424	14.3% 380	18.5% 491	34.2% 905	2,649
Ongoing professional learning communities (PLCs)	12.5% 331	22.7% 601	24.4% 646	17.8% 471	12.7% 336	10.0% 264	2,649

Q48 Please indicate your level of agreement with the following statements (since hybrid/remote learning started)

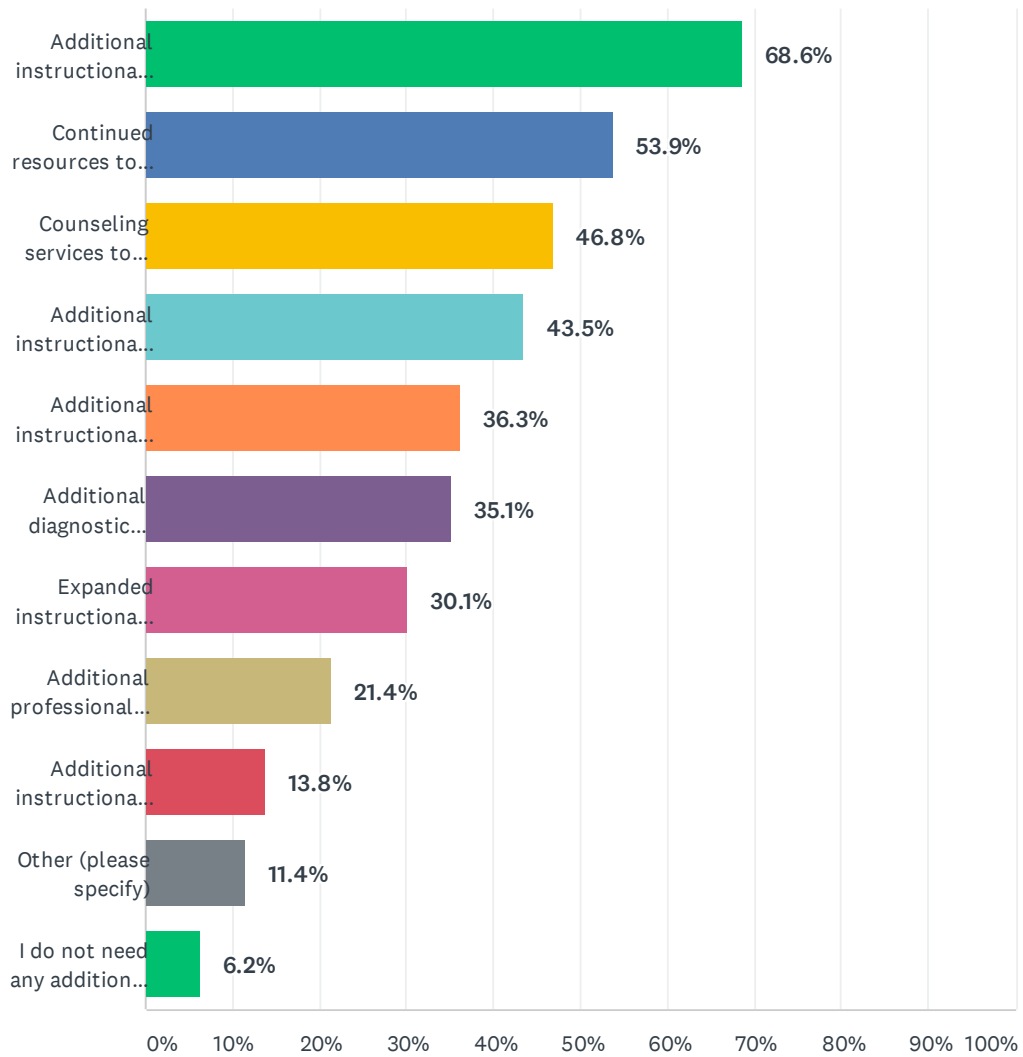
Answered: 2,649 Skipped: 429



	STRONGLY AGREE	AGREE	NEITHER AGREE NOR DISAGREE	DISAGREE	STRONGLY DISAGREE	N/A	TOTAL
There is a shared vision across my district/charter and/or school for effective hybrid/remote learning	9.5% 252	30.8% 815	26.5% 703	19.6% 519	11.8% 313	1.8% 47	2,649
I am receiving support in implementing effective hybrid/remote learning	10.0% 265	38.8% 1,028	26.2% 694	13.4% 354	7.3% 194	4.3% 114	2,649
I have the necessary resources to advance student learning	11.1% 294	47.9% 1,268	24.1% 638	10.6% 281	4.3% 115	2.0% 53	2,649
I have the autonomy to support my students in their learning	21.4% 566	54.6% 1,447	13.7% 364	5.1% 136	3.2% 85	1.9% 51	2,649
I have been able to assess students' performance and track their progress	17.4% 461	55.5% 1,471	14.0% 371	7.6% 202	2.3% 60	3.2% 84	2,649
I understand the expectations for providing feedback to students and grading work	29.1% 772	53.7% 1,422	8.8% 233	2.6% 69	0.9% 24	4.9% 129	2,649
I understand how to support my students' learning in a hybrid/remote learning environment	17.7% 469	52.6% 1,394	19.7% 521	5.9% 157	1.7% 46	2.3% 62	2,649

Q49 As you think about next year, what support(s) do you imagine you will need? (select all that apply)

Answered: 2,649 Skipped: 429

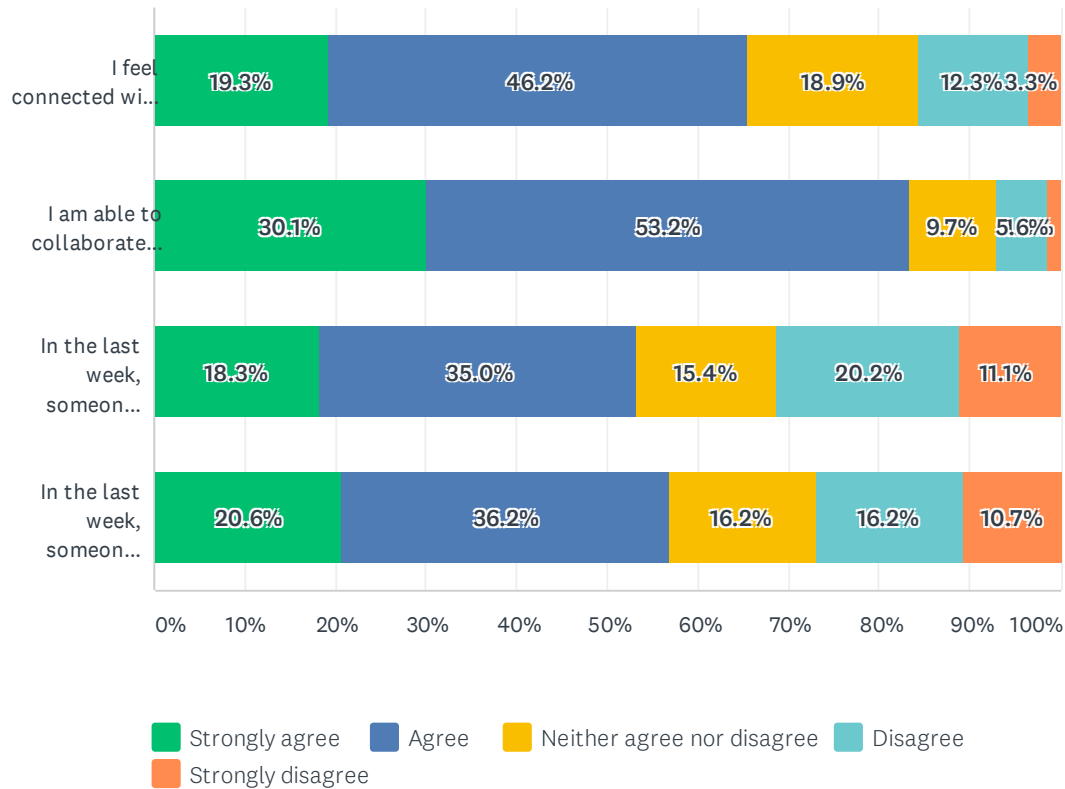


2021 Delaware Teaching and Learning Experiences Survey - Teachers

ANSWER CHOICES	RESPONSES	
Additional instructional planning time	68.6%	1,816
Continued resources to support hybrid/remote learning	53.9%	1,427
Counseling services to support students as they come back to school	46.8%	1,239
Additional instructional specialists (e.g., tutors, paraprofessionals)	43.5%	1,151
Additional instructional planning resources	36.3%	961
Additional diagnostic tools to understand where students are in their learning	35.1%	930
Expanded instructional technology personnel capacity	30.1%	798
Additional professional learning	21.4%	568
Additional instructional coaching	13.8%	366
Other (please specify)	11.4%	303
I do not need any additional support	6.2%	165
Total Respondents: 2,649		

Q50 Please indicate your level of agreement with the following statements

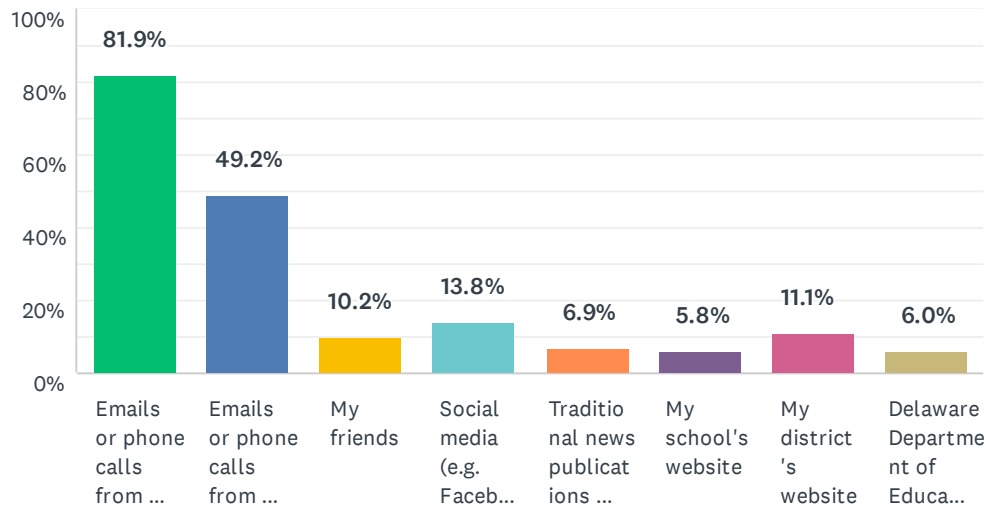
Answered: 2,649 Skipped: 429



	STRONGLY AGREE	AGREE	NEITHER AGREE NOR DISAGREE	DISAGREE	STRONGLY DISAGREE	TOTAL
I feel connected with my school community	19.3% 511	46.2% 1,223	18.9% 501	12.3% 326	3.3% 88	2,649
I am able to collaborate with my peers (e.g. instructional strategies/practices)	30.1% 797	53.2% 1,408	9.7% 257	5.6% 148	1.5% 39	2,649
In the last week, someone from my district/charter and/or school provided me with positive feedback	18.3% 485	35.0% 927	15.4% 408	20.2% 535	11.1% 294	2,649
In the last week, someone from my district/charter and/or school made me feel valued	20.6% 546	36.2% 960	16.2% 430	16.2% 430	10.7% 283	2,649

Q54 Where are you getting most of your information about your school's response to COVID-19 right now? (select the top three)

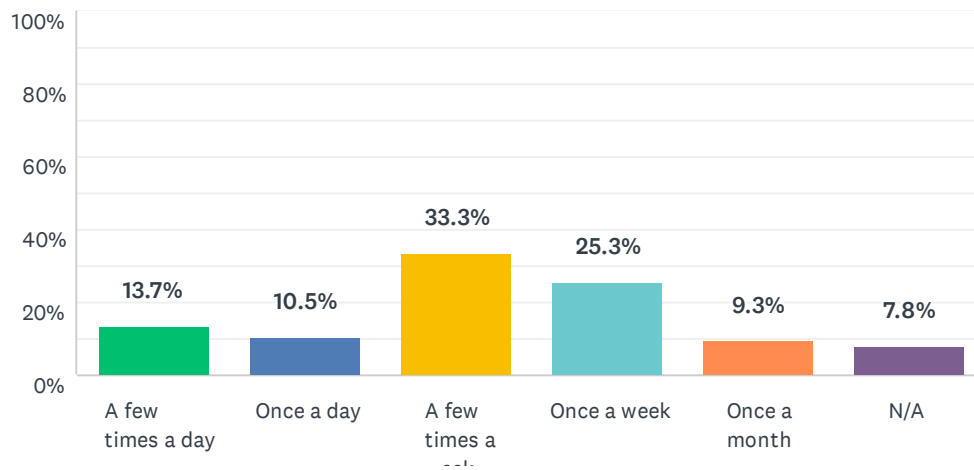
Answered: 2,604 Skipped: 474



ANSWER CHOICES	RESPONSES	
Emails or phone calls from my school's principal or head of school	81.9%	2,132
Emails or phone calls from my district/charter leader	49.2%	1,281
My friends	10.2%	265
Social media (e.g. Facebook, Snapchat, Twitter, Instagram, TikTok, Youtube)	13.8%	360
Traditional news publications and sources (e.g. TV news, newspapers)	6.9%	180
My school's website	5.8%	152
My district's website	11.1%	289
Delaware Department of Education's website	6.0%	157
Total Respondents: 2,604		

Q55 During this school year, how often did you communicate with your students' families/guardians?

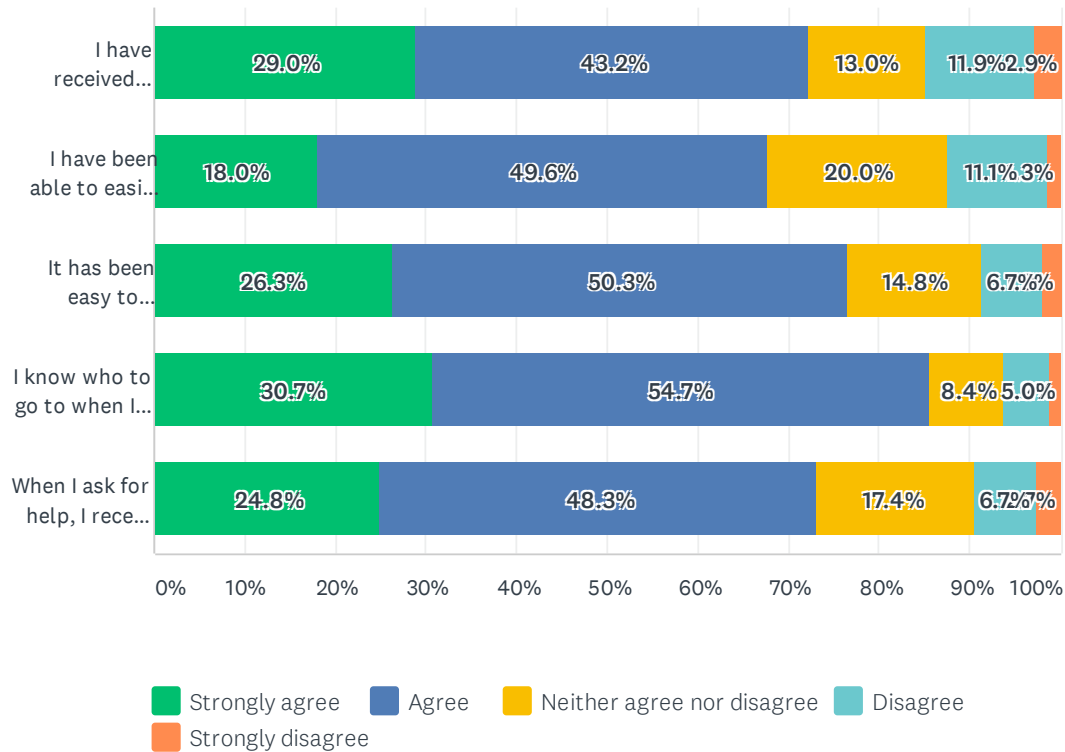
Answered: 2,604 Skipped: 474



ANSWER CHOICES	RESPONSES	
A few times a day	13.7%	358
Once a day	10.5%	274
A few times a week	33.3%	867
Once a week	25.3%	658
Once a month	9.3%	243
N/A	7.8%	204
TOTAL		2,604

Q56 Please indicate your level of agreement with the following statements

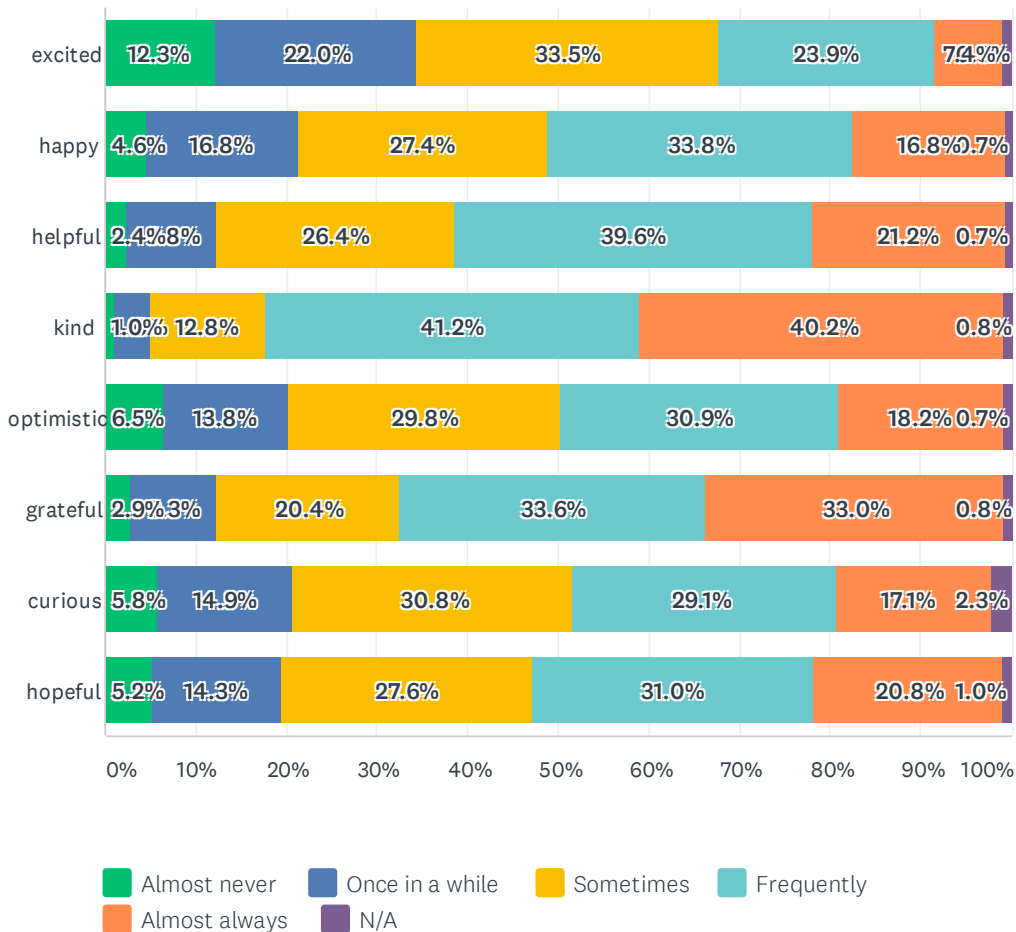
Answered: 2,604 Skipped: 474



	STRONGLY AGREE	AGREE	NEITHER AGREE NOR DISAGREE	DISAGREE	STRONGLY DISAGREE	TOTAL
I have received consistent messaging about the district/charter's response to COVID-19.	29.0% 755	43.2% 1,125	13.0% 339	11.9% 310	2.9% 75	2,604
I have been able to easily communicate with students and families about their basic needs and resources	18.0% 468	49.6% 1,292	20.0% 521	11.1% 288	1.3% 35	2,604
It has been easy to communicate with my school community (e.g. school leader, colleagues)	26.3% 684	50.3% 1,310	14.8% 386	6.7% 174	1.9% 50	2,604
I know who to go to when I need help related to work	30.7% 800	54.7% 1,425	8.4% 218	5.0% 129	1.2% 32	2,604
When I ask for help, I receive timely support	24.8% 647	48.3% 1,258	17.4% 454	6.7% 175	2.7% 70	2,604

Q57 During the last week, how often did you feel _____?

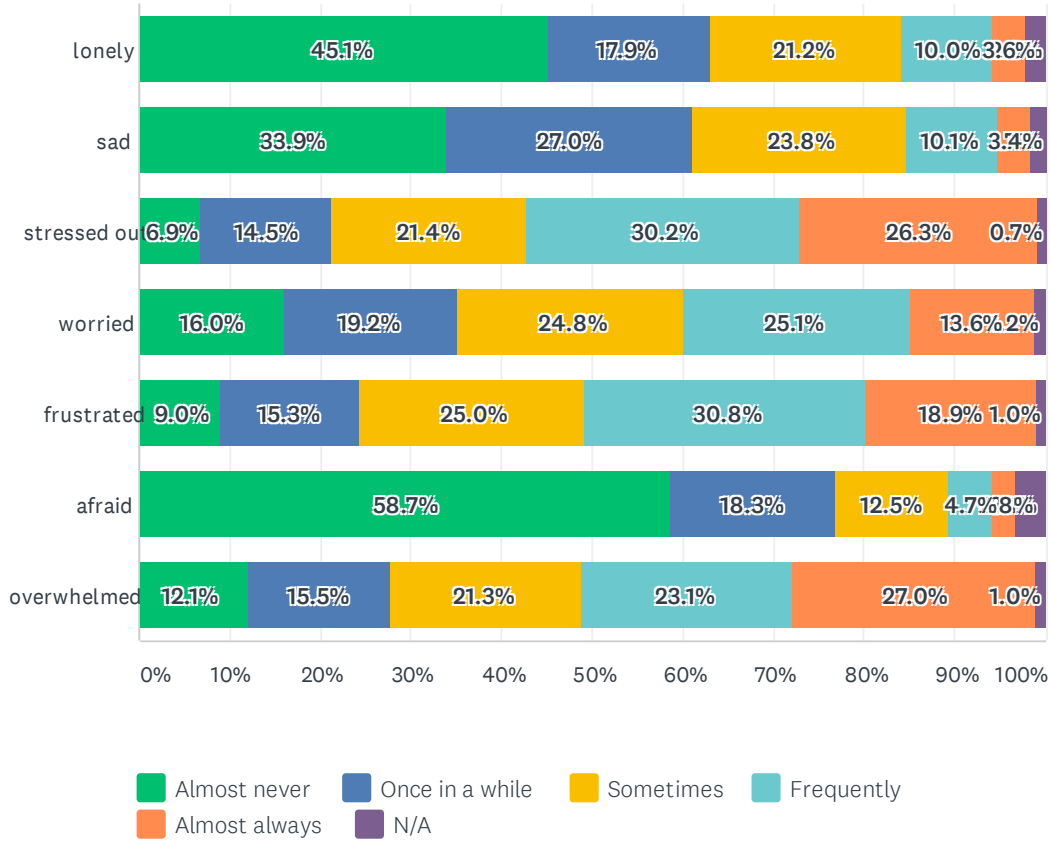
Answered: 2,562 Skipped: 516



	ALMOST NEVER	ONCE IN A WHILE	SOMETIMES	FREQUENTLY	ALMOST ALWAYS	N/A	TOTAL
excited	12.3% 313	22.0% 562	33.5% 856	23.9% 610	7.4% 190	0.9% 24	2,555
happy	4.6% 117	16.8% 428	27.4% 700	33.8% 863	16.8% 429	0.7% 17	2,554
helpful	2.4% 61	9.8% 250	26.4% 674	39.6% 1,011	21.2% 543	0.7% 17	2,556
kind	1.0% 26	4.0% 101	12.8% 326	41.2% 1,053	40.2% 1,027	0.8% 21	2,554
optimistic	6.5% 166	13.8% 353	29.8% 762	30.9% 789	18.2% 466	0.7% 19	2,555
grateful	2.9% 74	9.3% 238	20.4% 522	33.6% 860	33.0% 845	0.8% 21	2,560
curious	5.8% 149	14.9% 380	30.8% 788	29.1% 743	17.1% 437	2.3% 58	2,555
hopeful	5.2% 134	14.3% 365	27.6% 704	31.0% 793	20.8% 532	1.0% 26	2,554

Q58 During the last week, how often did you feel _____ ?

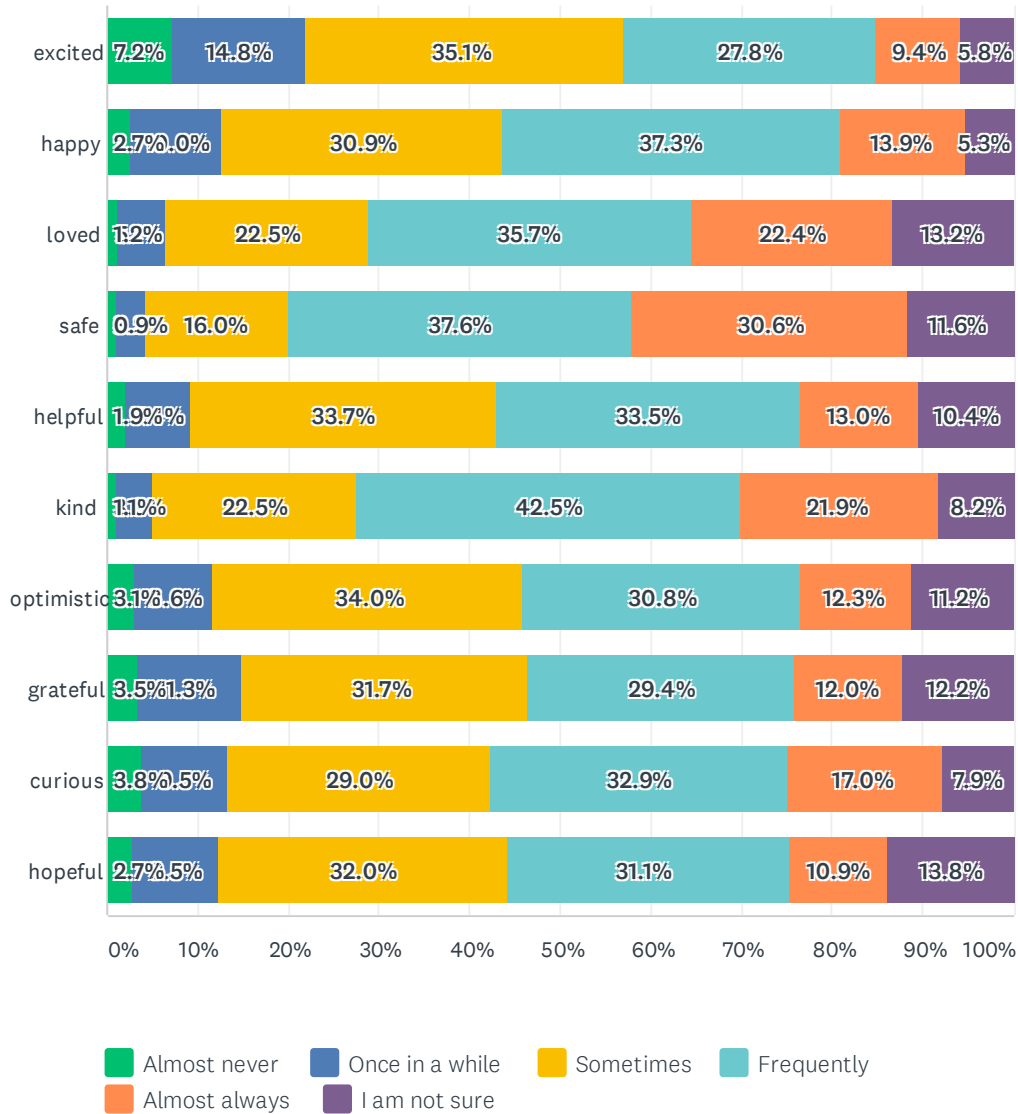
Answered: 2,562 Skipped: 516



	ALMOST NEVER	ONCE IN A WHILE	SOMETIMES	FREQUENTLY	ALMOST ALWAYS	N/A	TOTAL
lonely	45.1% 1,152	17.9% 457	21.2% 541	10.0% 255	3.6% 91	2.3% 58	2,554
sad	33.9% 866	27.0% 689	23.8% 607	10.1% 258	3.4% 88	1.7% 43	2,551
stressed out	6.9% 175	14.5% 371	21.4% 547	30.2% 771	26.3% 671	0.7% 19	2,554
worried	16.0% 409	19.2% 489	24.8% 634	25.1% 641	13.6% 348	1.2% 31	2,552
frustrated	9.0% 230	15.3% 391	25.0% 638	30.8% 786	18.9% 484	1.0% 26	2,555
afraid	58.7% 1,501	18.3% 467	12.5% 319	4.7% 119	2.8% 71	3.1% 80	2,557
overwhelmed	12.1% 309	15.5% 396	21.3% 543	23.1% 590	27.0% 689	1.0% 26	2,553

Q59 During the last week, how often did you feel that your students were _____?

Answered: 2,562 Skipped: 516

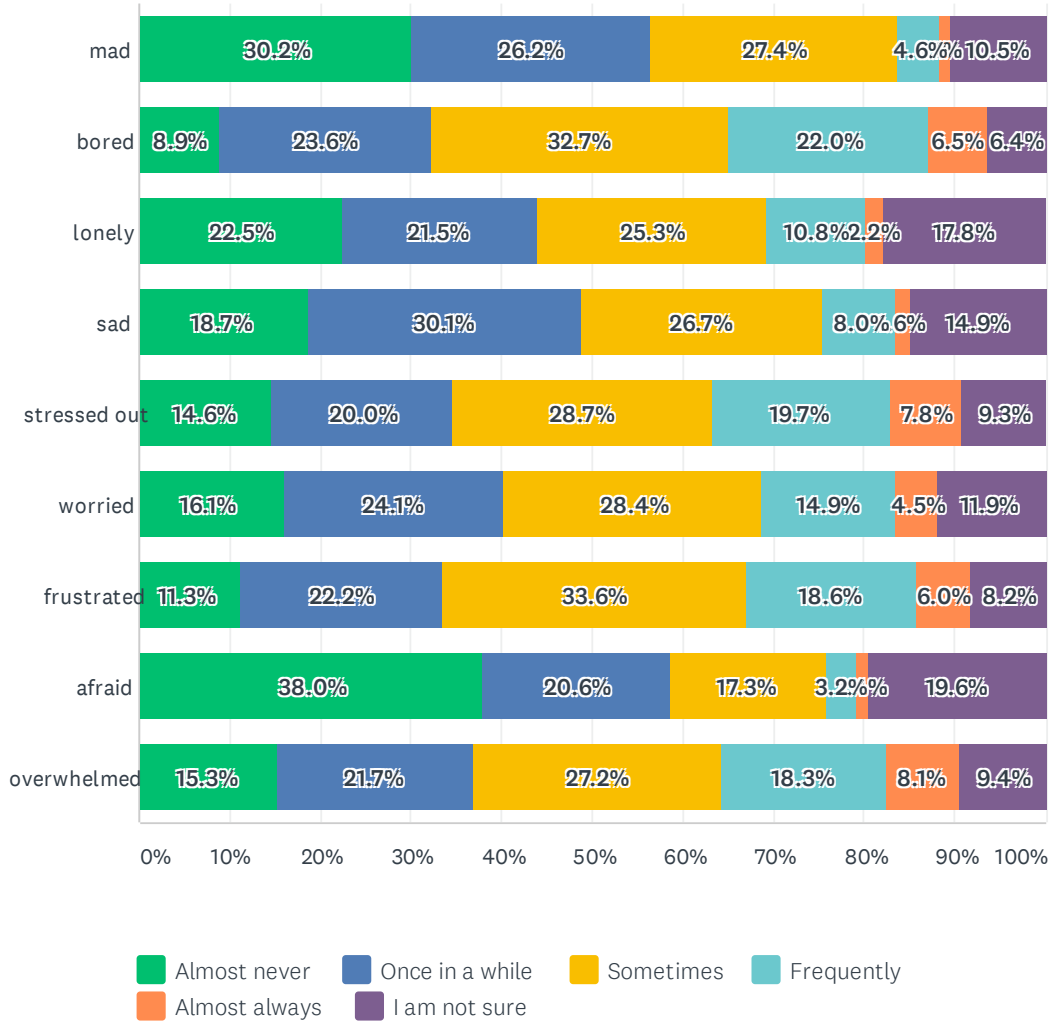


2021 Delaware Teaching and Learning Experiences Survey - Teachers

	ALMOST NEVER	ONCE IN A WHILE	SOMETIMES	FREQUENTLY	ALMOST ALWAYS	I AM NOT SURE	TOTAL
excited	7.2% 184	14.8% 378	35.1% 898	27.8% 712	9.4% 242	5.8% 148	2,562
happy	2.7% 68	10.0% 255	30.9% 789	37.3% 955	13.9% 355	5.3% 135	2,557
loved	1.2% 31	5.1% 131	22.5% 576	35.7% 913	22.4% 573	13.2% 337	2,561
safe	0.9% 24	3.2% 82	16.0% 409	37.6% 962	30.6% 784	11.6% 297	2,558
helpful	1.9% 49	7.4% 189	33.7% 861	33.5% 857	13.0% 333	10.4% 266	2,555
kind	1.1% 28	3.9% 99	22.5% 575	42.5% 1,087	21.9% 559	8.2% 210	2,558
optimistic	3.1% 79	8.6% 220	34.0% 870	30.8% 786	12.3% 314	11.2% 287	2,556
grateful	3.5% 89	11.3% 289	31.7% 810	29.4% 753	12.0% 307	12.2% 311	2,559
curious	3.8% 96	9.5% 243	29.0% 742	32.9% 840	17.0% 434	7.9% 201	2,556
hopeful	2.7% 69	9.5% 240	32.0% 813	31.1% 789	10.9% 277	13.8% 349	2,537

Q60 During the last week, how often did you feel that your students were _____?

Answered: 2,562 Skipped: 516



2021 Delaware Teaching and Learning Experiences Survey - Teachers

	ALMOST NEVER	ONCE IN A WHILE	SOMETIMES	FREQUENTLY	ALMOST ALWAYS	I AM NOT SURE	TOTAL
mad	30.2% 772	26.2% 670	27.4% 700	4.6% 118	1.1% 27	10.5% 269	2,556
bored	8.9% 226	23.6% 601	32.7% 834	22.0% 561	6.5% 167	6.4% 163	2,552
lonely	22.5% 574	21.5% 549	25.3% 646	10.8% 277	2.2% 55	17.8% 455	2,556
sad	18.7% 477	30.1% 767	26.7% 681	8.0% 205	1.6% 41	14.9% 380	2,551
stressed out	14.6% 374	20.0% 511	28.7% 733	19.7% 503	7.8% 200	9.3% 237	2,558
worried	16.1% 412	24.1% 617	28.4% 725	14.9% 382	4.5% 115	11.9% 305	2,556
frustrated	11.3% 288	22.2% 567	33.6% 856	18.6% 475	6.0% 154	8.2% 210	2,550
afraid	38.0% 972	20.6% 527	17.3% 442	3.2% 82	1.4% 35	19.6% 501	2,559
overwhelmed	15.3% 390	21.7% 552	27.2% 693	18.3% 467	8.1% 206	9.4% 240	2,548