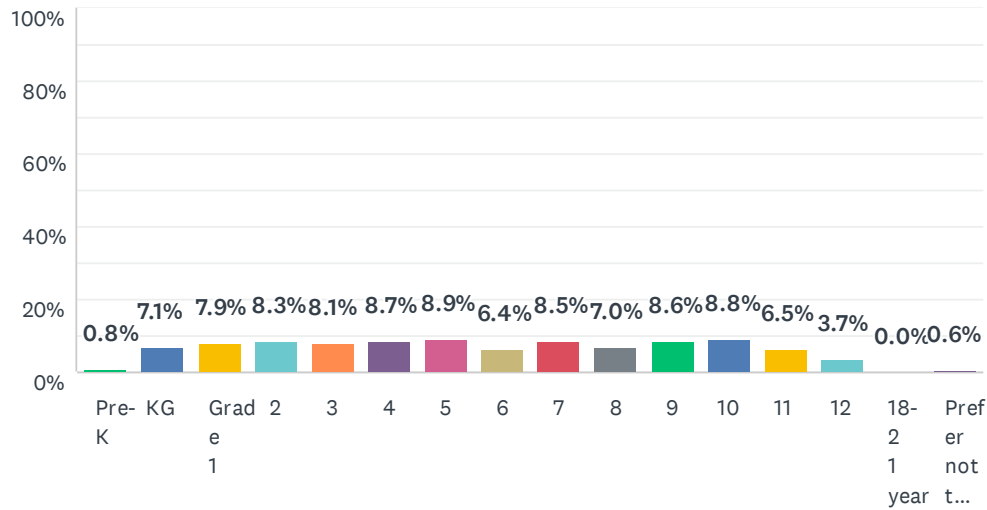


Q20 What grade are you in?

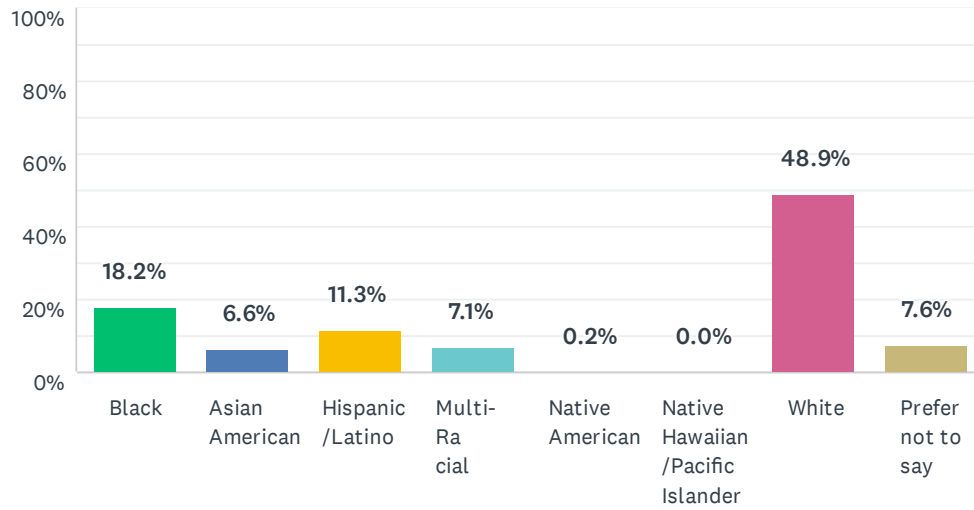
Answered: 2,394 Skipped: 196



ANSWER CHOICES	RESPONSES	
Pre-K	0.8%	20
KG	7.1%	171
Grade 1	7.9%	189
2	8.3%	198
3	8.1%	194
4	8.7%	209
5	8.9%	214
6	6.4%	153
7	8.5%	203
8	7.0%	167
9	8.6%	205
10	8.8%	211
11	6.5%	156
12	3.7%	89
18-21 years old	0.0%	1
Prefer not to say	0.6%	14
TOTAL		2,394

Q21 What is your race/ethnicity?

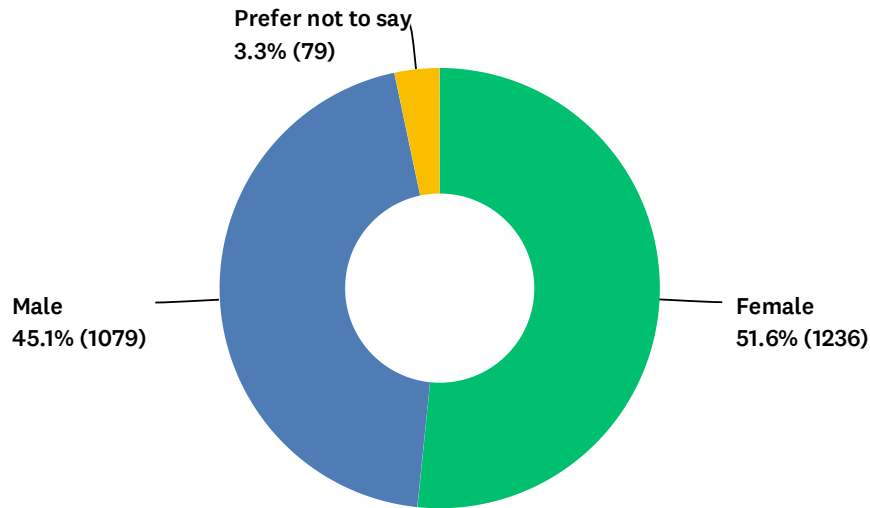
Answered: 2,394 Skipped: 196



ANSWER CHOICES	RESPONSES	
Black	18.2%	435
Asian American	6.6%	158
Hispanic/Latino	11.3%	271
Multi-Racial	7.1%	171
Native American	0.2%	5
Native Hawaiian/Pacific Islander	0.0%	1
White	48.9%	1,171
Prefer not to say	7.6%	182
TOTAL		2,394

Q22 What is your gender?

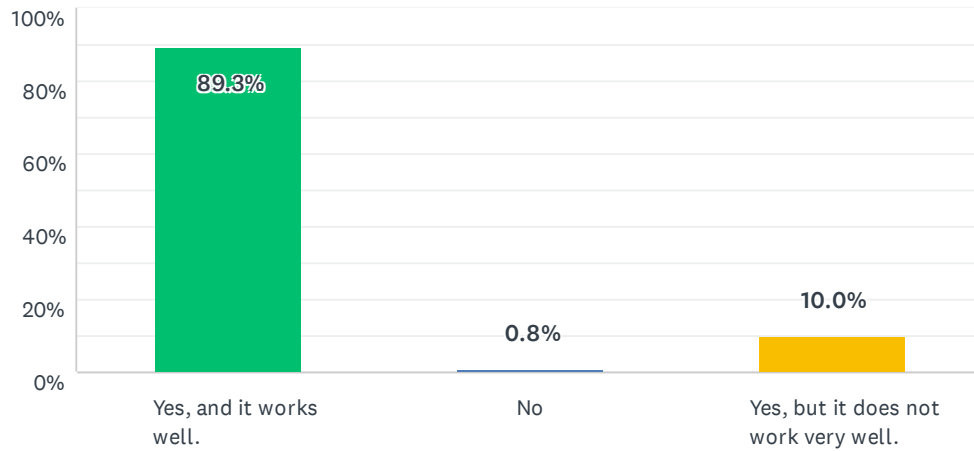
Answered: 2,394 Skipped: 196



ANSWER CHOICES	RESPONSES	
Female	51.6%	1,236
Male	45.1%	1,079
Prefer not to say	3.3%	79
TOTAL		2,394

Q23 Do you have internet access at home?

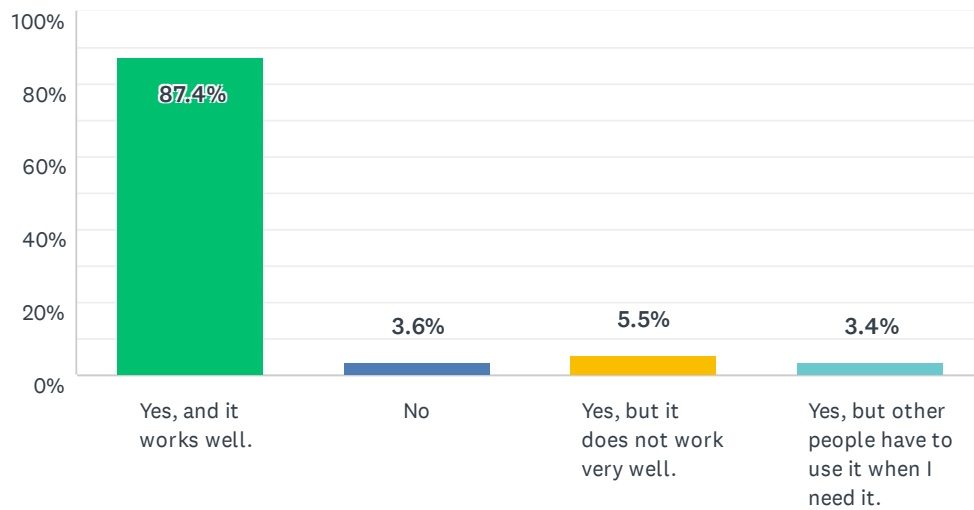
Answered: 2,113 Skipped: 477



ANSWER CHOICES	RESPONSES	
Yes, and it works well.	89.3%	1,886
No	0.8%	16
Yes, but it does not work very well.	10.0%	211
TOTAL		2,113

Q24 Do you have access to a computer or device (other than a smartphone) that you can use to complete your school work?

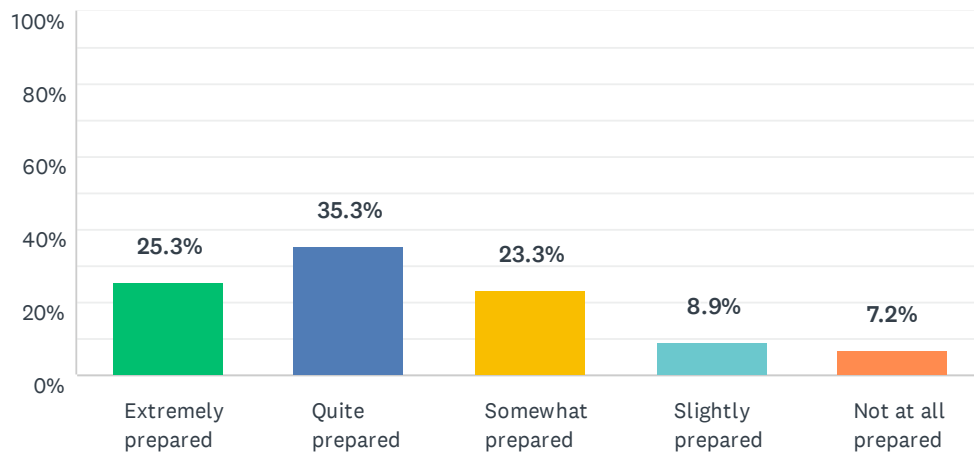
Answered: 2,113 Skipped: 477



ANSWER CHOICES	RESPONSES	
Yes, and it works well.	87.4%	1,847
No	3.6%	77
Yes, but it does not work very well.	5.5%	117
Yes, but other people have to use it when I need it.	3.4%	72
TOTAL		2,113

Q25 How prepared did you feel to use the technology and programs that were set up for you to use for learning this year?

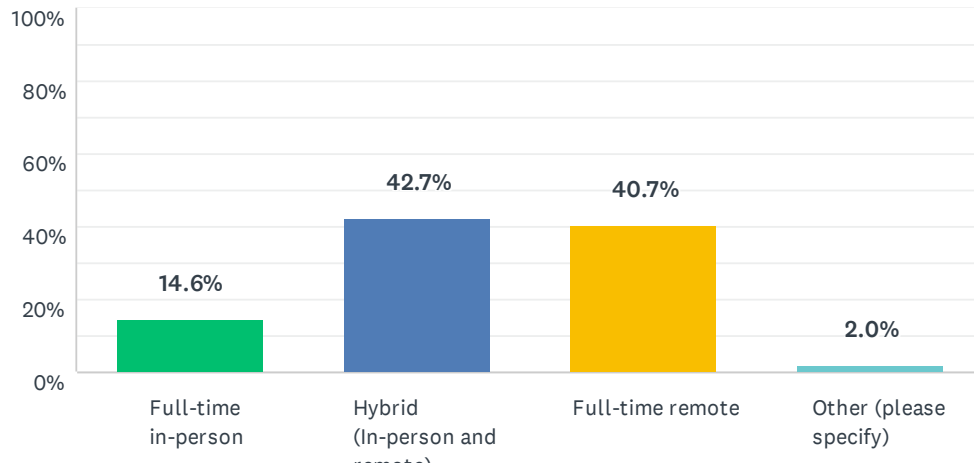
Answered: 2,113 Skipped: 477



ANSWER CHOICES	RESPONSES	
Extremely prepared	25.3%	534
Quite prepared	35.3%	745
Somewhat prepared	23.3%	493
Slightly prepared	8.9%	188
Not at all prepared	7.2%	153
TOTAL		2,113

Q26 How are you currently accessing learning?

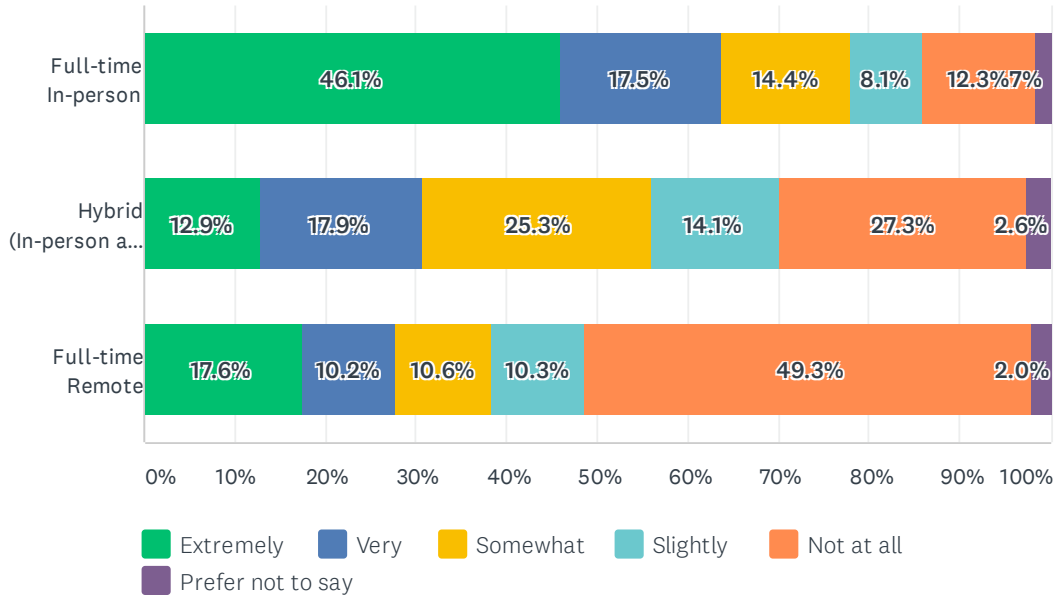
Answered: 2,113 Skipped: 477



ANSWER CHOICES	RESPONSES	
Full-time in-person	14.6%	309
Hybrid (In-person and remote)	42.7%	903
Full-time remote	40.7%	859
Other (please specify)	2.0%	42
TOTAL		2,113

Q27 Given the current conditions, how comfortable would you be with the following choices of going to school at the beginning of next school year (2021-2022)?

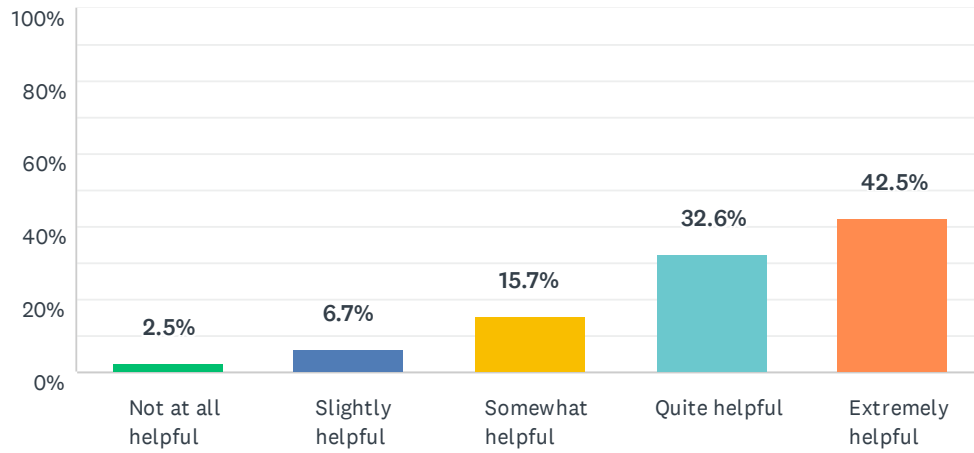
Answered: 2,027 Skipped: 563



	EXTREMELY	VERY	SOMEWHAT	SLIGHTLY	NOT AT ALL	PREFER NOT TO SAY	TOTAL
Full-time In-person	46.1% 934	17.5% 355	14.4% 291	8.1% 164	12.3% 249	1.7% 34	2,027
Hybrid (In-person and Remote)	12.9% 262	17.9% 362	25.3% 513	14.1% 285	27.3% 553	2.6% 52	2,027
Full-time Remote	17.6% 356	10.2% 207	10.6% 215	10.3% 209	49.3% 999	2.0% 41	2,027

Q28 How helpful have your teachers been in supporting learning?

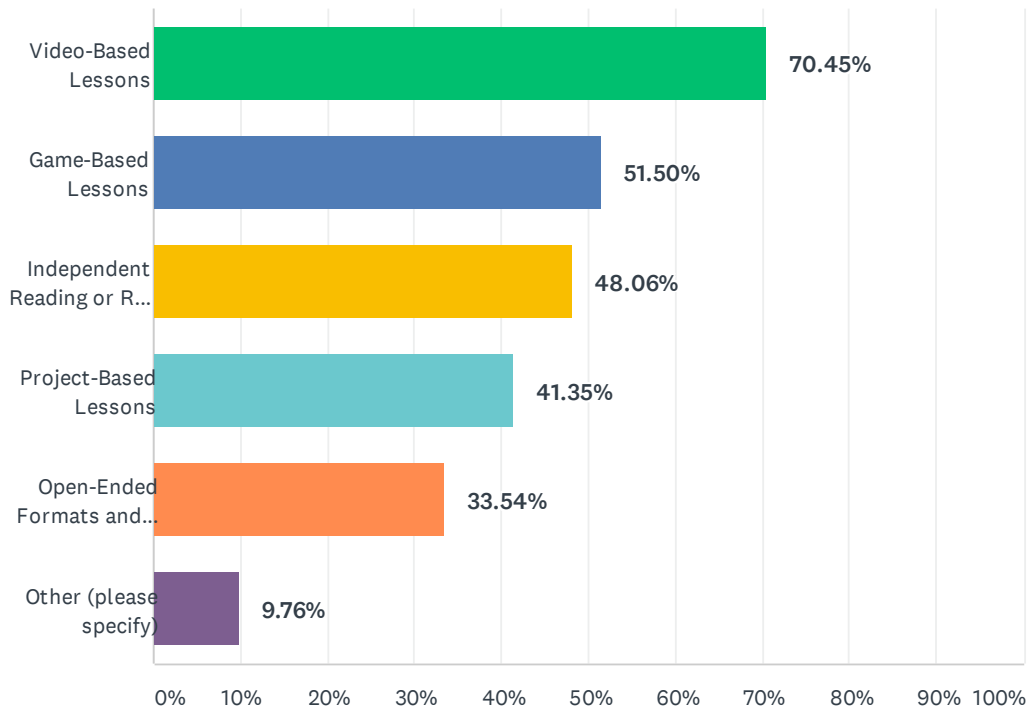
Answered: 1,804 Skipped: 786



ANSWER CHOICES	RESPONSES	
Not at all helpful	2.5%	46
Slightly helpful	6.7%	120
Somewhat helpful	15.7%	283
Quite helpful	32.6%	588
Extremely helpful	42.5%	767
TOTAL		1,804

Q29 What did teachers do that made the lessons engaging (select all that apply)?

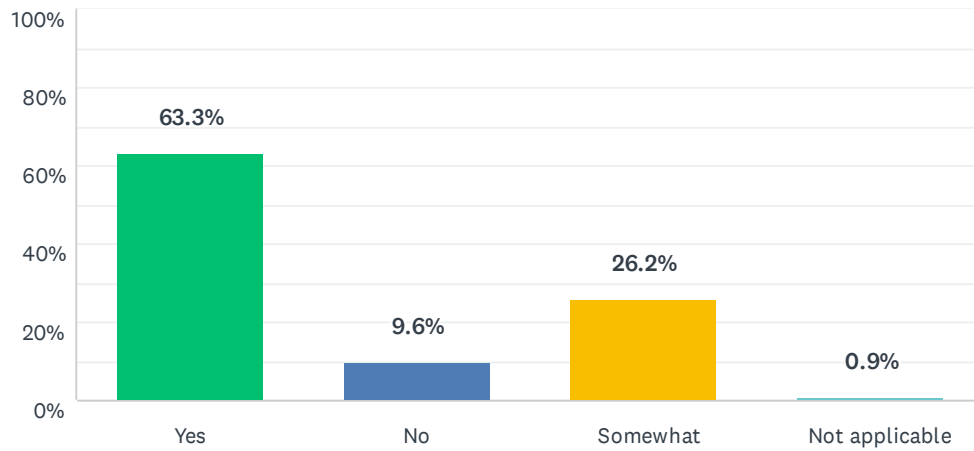
Answered: 1,804 Skipped: 786



ANSWER CHOICES	RESPONSES	
Video-Based Lessons	70.45%	1,271
Game-Based Lessons	51.50%	929
Independent Reading or Read Alouds	48.06%	867
Project-Based Lessons	41.35%	746
Open-Ended Formats and Student Choice	33.54%	605
Other (please specify)	9.76%	176
Total Respondents: 1,804		

Q31 Is someone in your home able to help you with instruction when you need it?

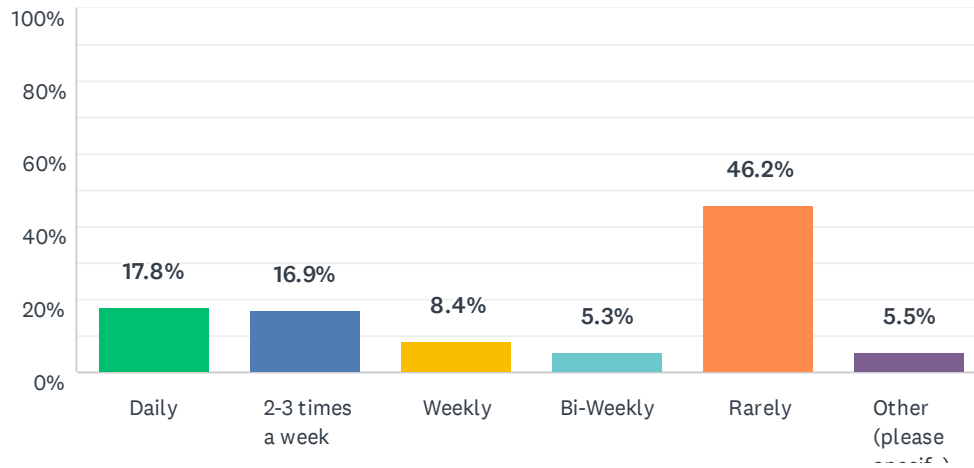
Answered: 1,804 Skipped: 786



ANSWER CHOICES	RESPONSES	
Yes	63.3%	1,142
No	9.6%	173
Somewhat	26.2%	472
Not applicable	0.9%	17
TOTAL		1,804

Q32 How often do you talk with classmates regarding schoolwork?

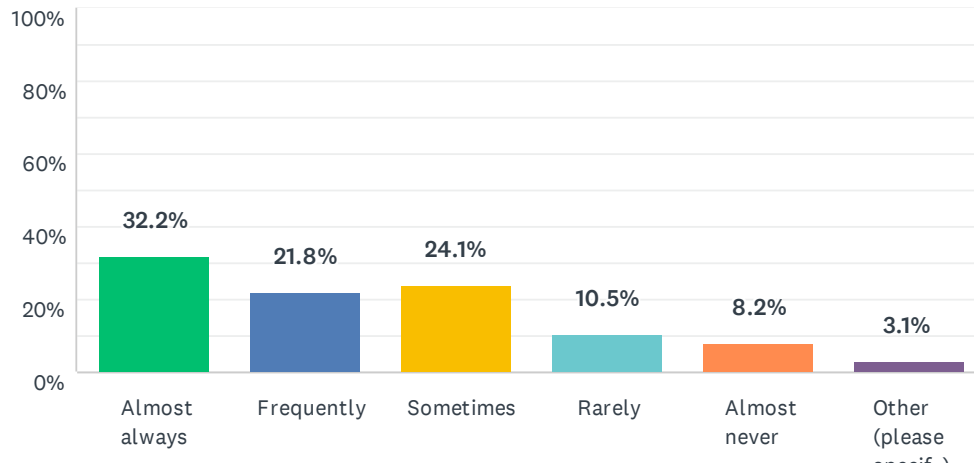
Answered: 1,804 Skipped: 786



ANSWER CHOICES	RESPONSES	
Daily	17.8%	321
2-3 times a week	16.9%	305
Weekly	8.4%	151
Bi-Weekly	5.3%	95
Rarely	46.2%	833
Other (please specify)	5.5%	99
TOTAL		1,804

Q33 How motivated have you been to attend classes this year?

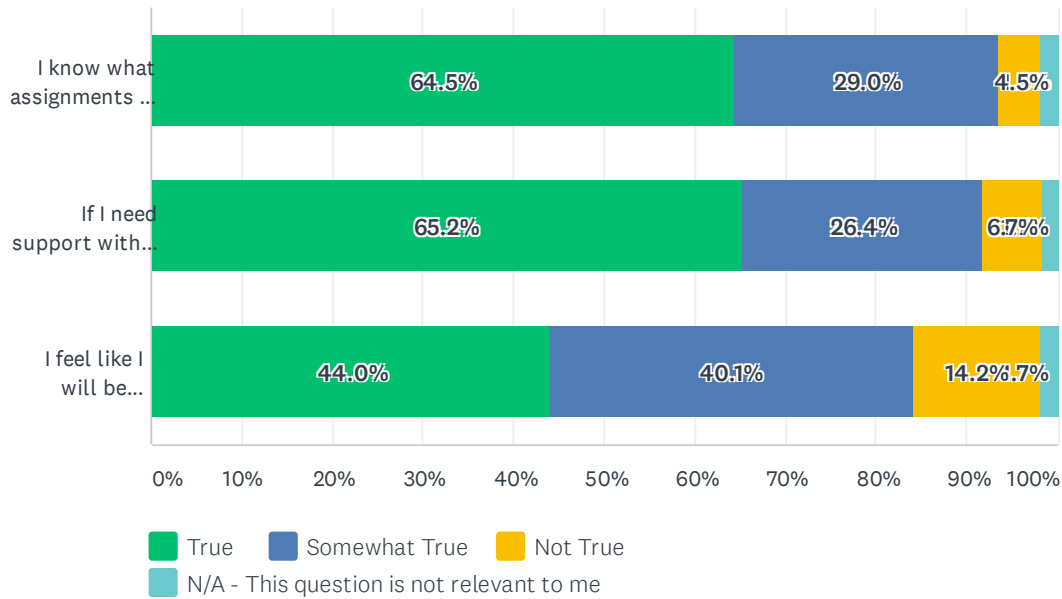
Answered: 1,804 Skipped: 786



ANSWER CHOICES	RESPONSES	
Almost always	32.2%	581
Frequently	21.8%	394
Sometimes	24.1%	435
Rarely	10.5%	190
Almost never	8.2%	148
Other (please specify)	3.1%	56
TOTAL		1,804

Q34 Please tell us how true the following statements are for you.

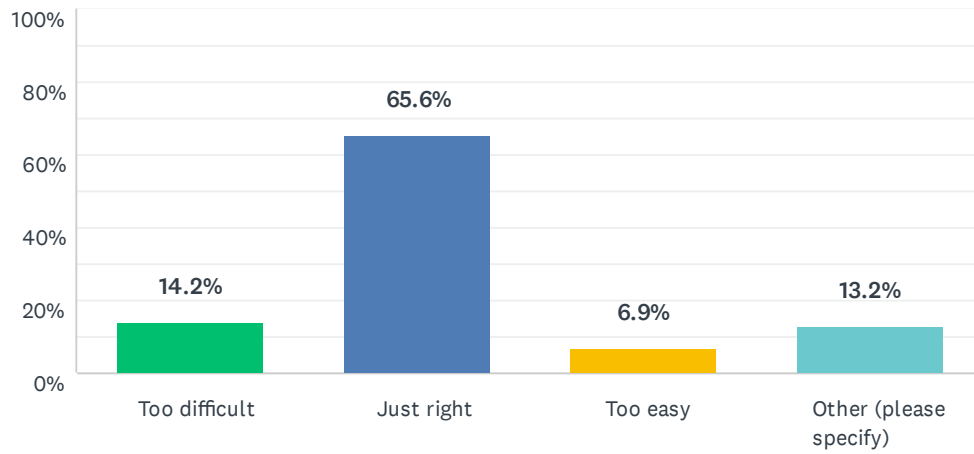
Answered: 1,804 Skipped: 786



	TRUE	SOMEWHAT TRUE	NOT TRUE	N/A - THIS QUESTION IS NOT RELEVANT TO ME	TOTAL
I know what assignments I should be focused on	64.5% 1,164	29.0% 524	4.5% 82	1.9% 34	1,804
If I need support with learning, I know whom I need to contact and how I can get in touch with them	65.2% 1,177	26.4% 477	6.7% 120	1.7% 30	1,804
I feel like I will be prepared for the next school year	44.0% 793	40.1% 724	14.2% 256	1.7% 31	1,804

Q35 Tell us about the difficulty of your schoolwork assignments. Overall, my schoolwork assignments have been:

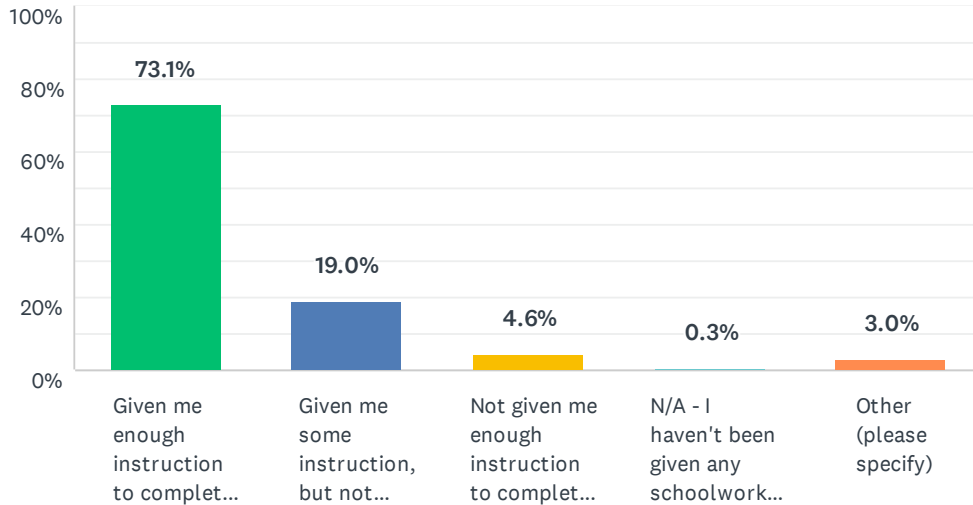
Answered: 1,804 Skipped: 786



ANSWER CHOICES	RESPONSES	
Too difficult	14.2%	257
Just right	65.6%	1,184
Too easy	6.9%	125
Other (please specify)	13.2%	238
TOTAL		1,804

Q36 Tell us about how your teacher(s) have helped you through these assignments. Overall, my teacher(s) have:

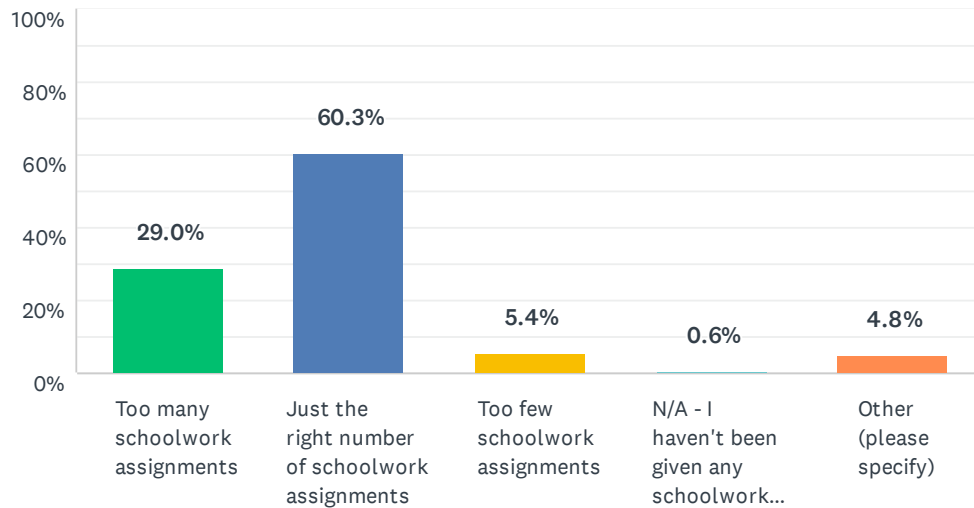
Answered: 1,804 Skipped: 786



ANSWER CHOICES	RESPONSES	
Given me enough instruction to complete my assignments	73.1%	1,319
Given me some instruction, but not enough to complete my assignments	19.0%	342
Not given me enough instruction to complete my assignments	4.6%	83
N/A - I haven't been given any schoolwork assignments.	0.3%	6
Other (please specify)	3.0%	54
TOTAL		1,804

Q37 Tell us about the amount of schoolwork you have been assigned. Overall, there have been:

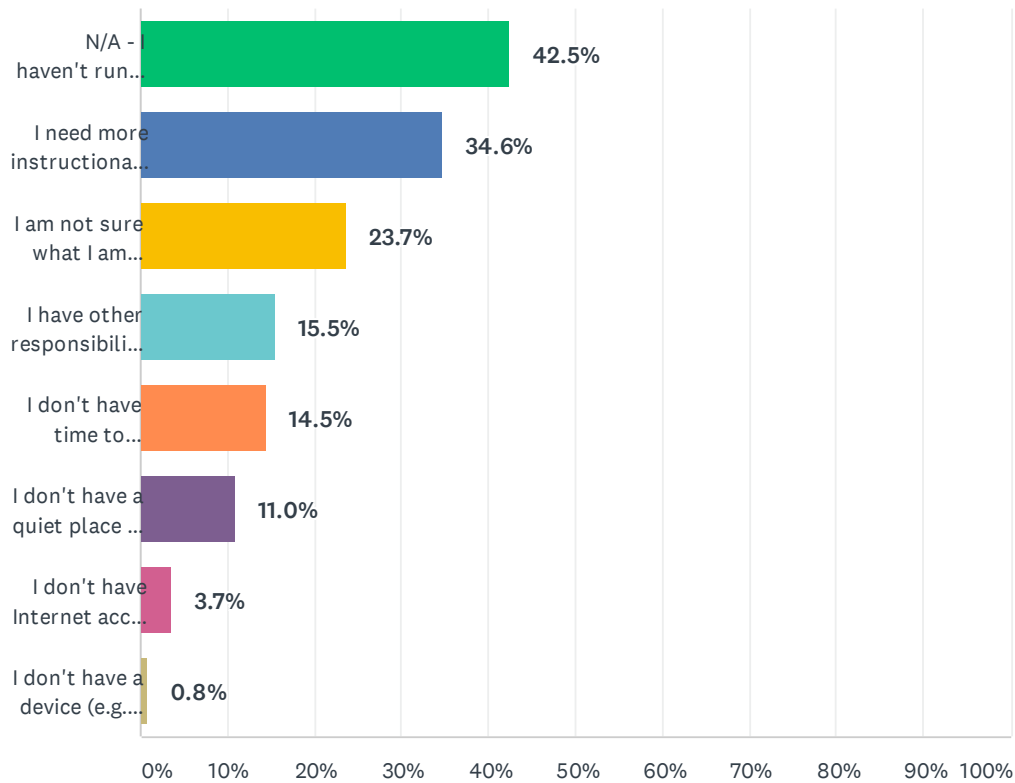
Answered: 1,804 Skipped: 786



ANSWER CHOICES	RESPONSES	
Too many schoolwork assignments	29.0%	523
Just the right number of schoolwork assignments	60.3%	1,087
Too few schoolwork assignments	5.4%	97
N/A - I haven't been given any schoolwork assignments	0.6%	10
Other (please specify)	4.8%	87
TOTAL		1,804

Q38 What are the biggest problems to learning or completing your schoolwork? (select up to three)

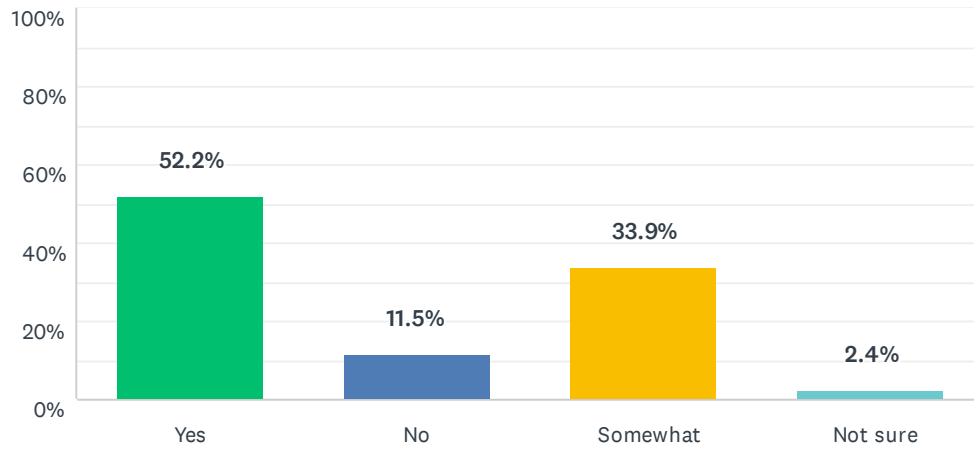
Answered: 1,804 Skipped: 786



ANSWER CHOICES	RESPONSES	
N/A - I haven't run into any problems learning or completing my schoolwork	42.5%	767
I need more instructional time with my teacher(s)	34.6%	625
I am not sure what I am supposed to do	23.7%	428
I have other responsibilities or needs to attend to	15.5%	279
I don't have time to complete my schoolwork	14.5%	262
I don't have a quiet place to complete my schoolwork	11.0%	198
I don't have Internet access (Wi-Fi connectivity)	3.7%	66
I don't have a device (e.g. laptop or tablet)	0.8%	15
Total Respondents: 1,804		

Q39 Are you satisfied with the instruction provided to you this school year?

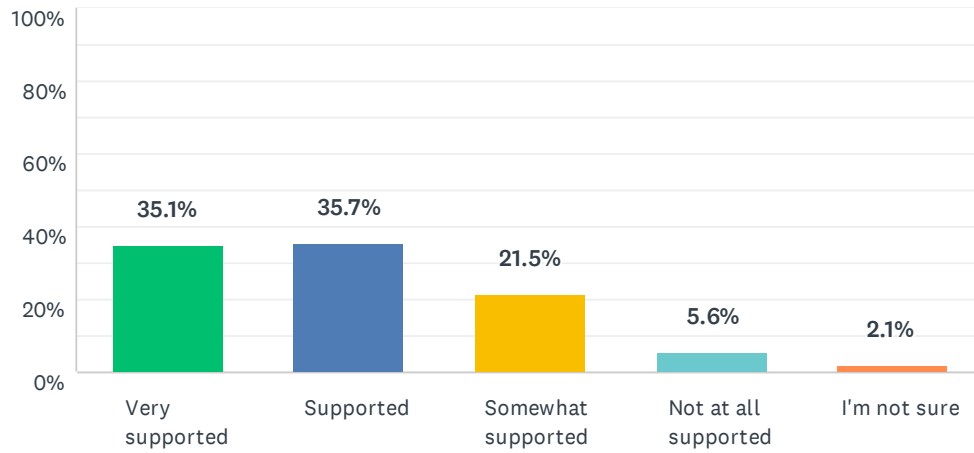
Answered: 1,804 Skipped: 786



ANSWER CHOICES	RESPONSES	
Yes	52.2%	941
No	11.5%	208
Somewhat	33.9%	612
Not sure	2.4%	43
TOTAL		1,804

Q42 How supported do you feel by your school?

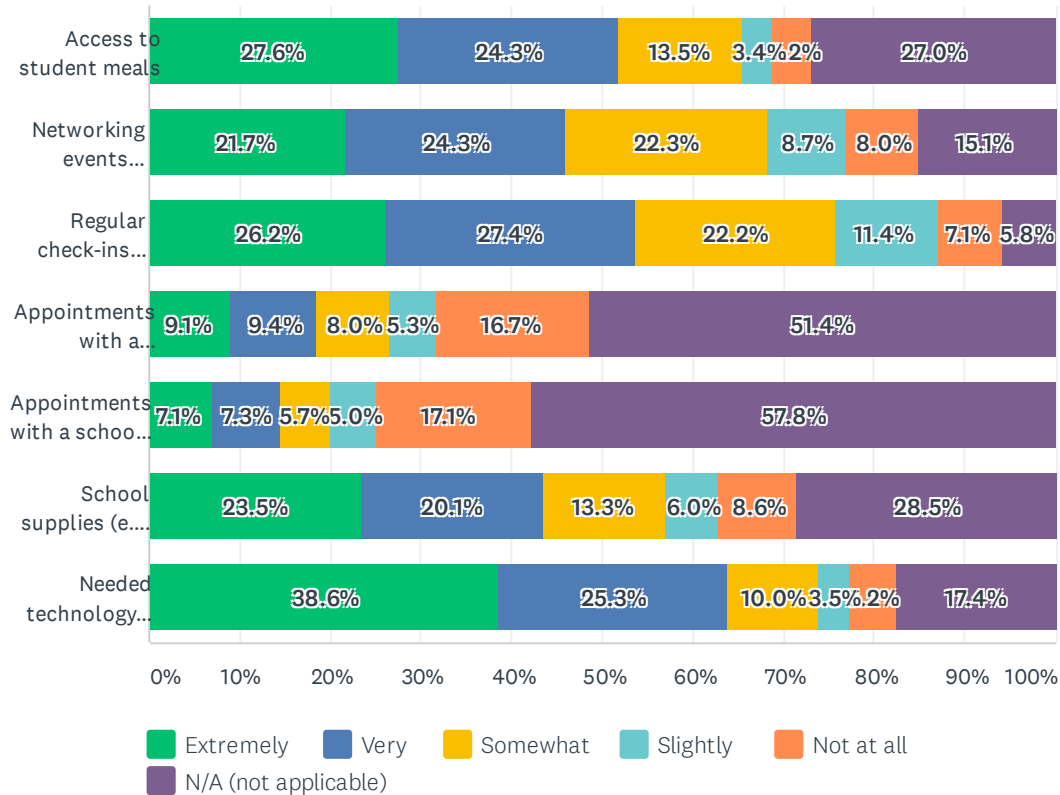
Answered: 1,744 Skipped: 846



ANSWER CHOICES	RESPONSES	
Very supported	35.1%	612
Supported	35.7%	622
Somewhat supported	21.5%	375
Not at all supported	5.6%	98
I'm not sure	2.1%	37
TOTAL		1,744

Q43 How useful were the resources and supports provided to you?

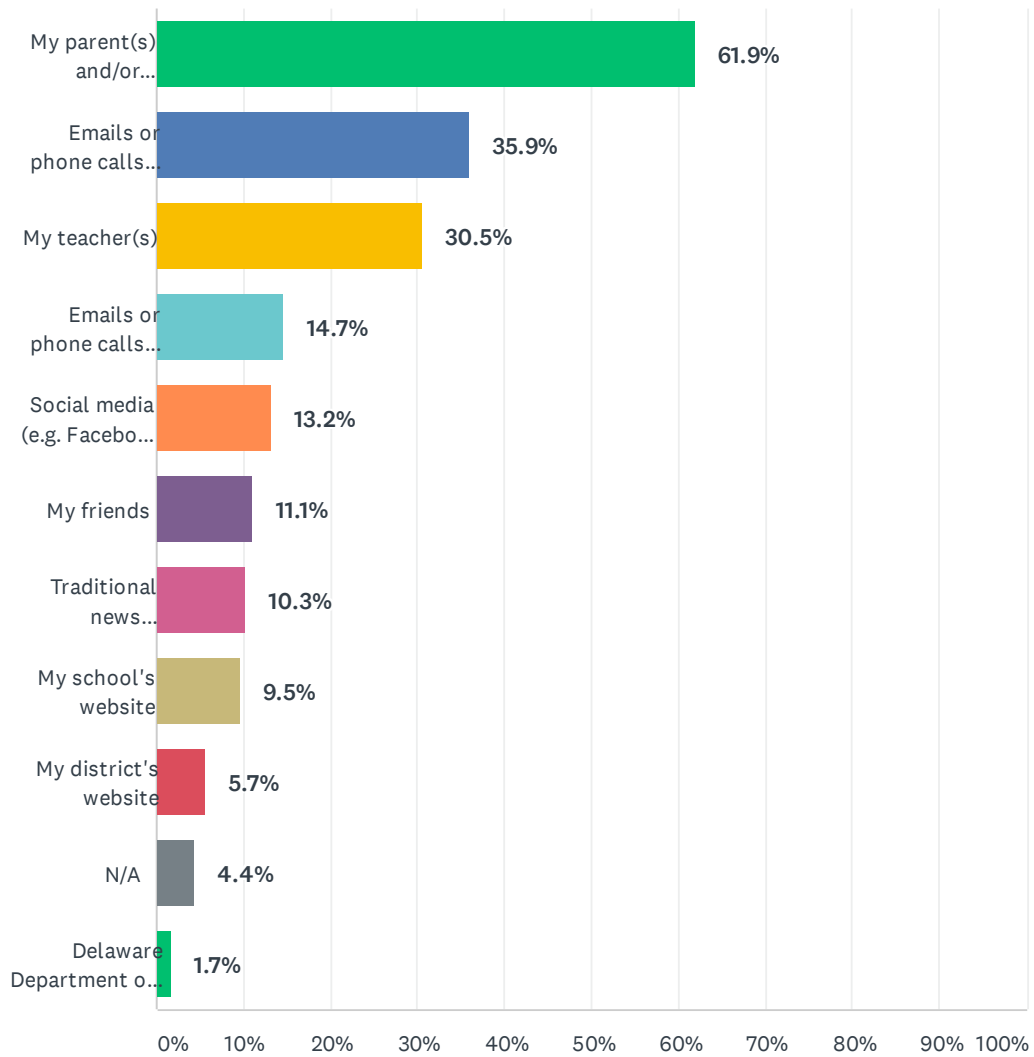
Answered: 1,744 Skipped: 846



	EXTREMELY	VERY	SOMEWHAT	SLIGHTLY	NOT AT ALL	N/A (NOT APPLICABLE)	TOTAL
Access to student meals	27.6% 481	24.3% 424	13.5% 235	3.4% 60	4.2% 73	27.0% 471	1,744
Networking events available online (e.g. discussion boards, video chats)	21.7% 378	24.3% 424	22.3% 389	8.7% 151	8.0% 139	15.1% 263	1,744
Regular check-ins between teacher/s and you	26.2% 457	27.4% 477	22.2% 387	11.4% 199	7.1% 123	5.8% 101	1,744
Appointments with a counselor or mental health professional	9.1% 159	9.4% 164	8.0% 140	5.3% 92	16.7% 292	51.4% 897	1,744
Appointments with a school nurse	7.1% 123	7.3% 128	5.7% 99	5.0% 88	17.1% 298	57.8% 1,008	1,744
School supplies (e.g. pencils, paper, art supplies)	23.5% 410	20.1% 351	13.3% 232	6.0% 104	8.6% 150	28.5% 497	1,744
Needed technology (e.g. tablet, laptops, Wi-Fi hotspots)	38.6% 674	25.3% 441	10.0% 174	3.5% 61	5.2% 91	17.4% 303	1,744

Q45 Where are you getting most of your information about your school's response to COVID-19 (Coronavirus) right now? (select the top three)

Answered: 1,722 Skipped: 868

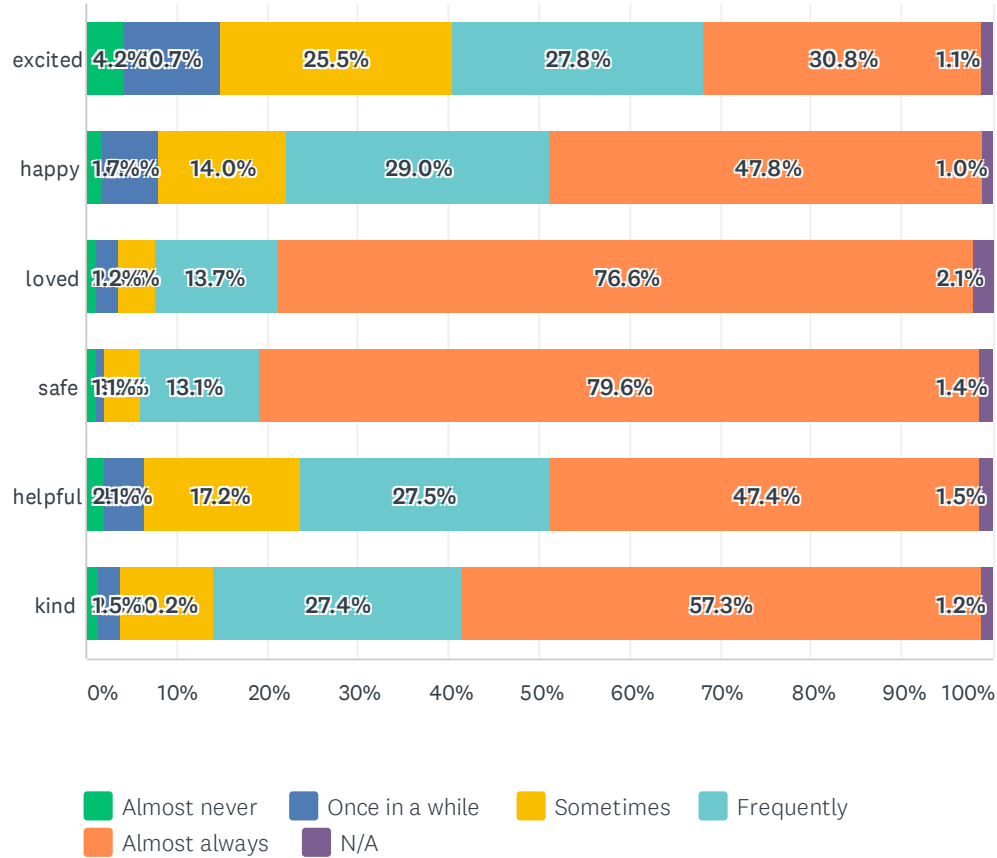


2021 Delaware Teaching and Learning Experiences Survey - Students

ANSWER CHOICES	RESPONSES	
My parent(s) and/or guardian(s)	61.9%	1,066
Emails or phone calls from my school's principal or head of school	35.9%	619
My teacher(s)	30.5%	526
Emails or phone calls from my district/charter leader	14.7%	253
Social media (e.g. Facebook, Snapchat, Twitter, Instagram, TikTok, Youtube)	13.2%	228
My friends	11.1%	192
Traditional news publications and sources (e.g. TV news, newspapers)	10.3%	177
My school's website	9.5%	164
My district's website	5.7%	99
N/A	4.4%	76
Delaware Department of Education's website	1.7%	30
Total Respondents: 1,722		

Q46 During the last week, how often did you feel _____? (Grades K-5)

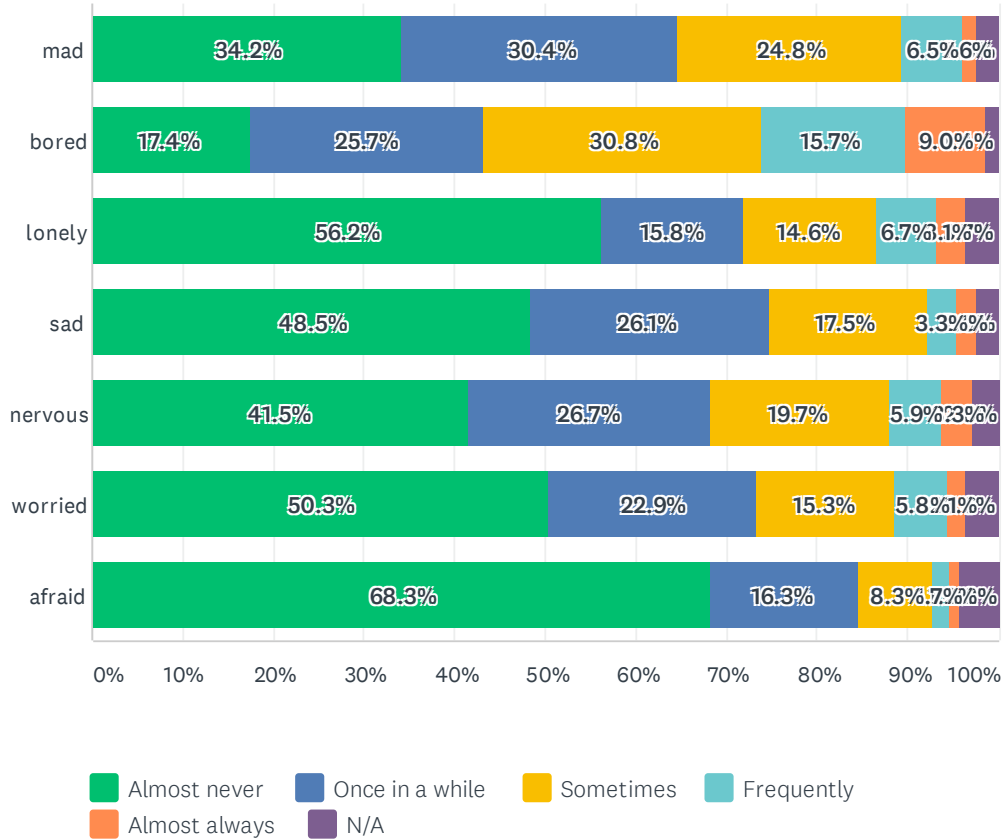
Answered: 814 Skipped: 1,776



	ALMOST NEVER	ONCE IN A WHILE	SOMETIMES	FREQUENTLY	ALMOST ALWAYS	N/A	TOTAL
excited	4.2% 34	10.7% 87	25.5% 207	27.8% 226	30.8% 250	1.1% 9	813
happy	1.7% 14	6.4% 52	14.0% 114	29.0% 236	47.8% 389	1.0% 8	813
loved	1.2% 10	2.3% 19	4.1% 33	13.7% 111	76.6% 623	2.1% 17	813
safe	1.1% 9	1.0% 8	3.9% 32	13.1% 106	79.6% 646	1.4% 11	812
helpful	2.1% 17	4.3% 35	17.2% 140	27.5% 223	47.4% 385	1.5% 12	812
kind	1.5% 12	2.3% 19	10.2% 83	27.4% 222	57.3% 464	1.2% 10	810

Q47 During the last week, how often did you feel _____? (Grades K-5)

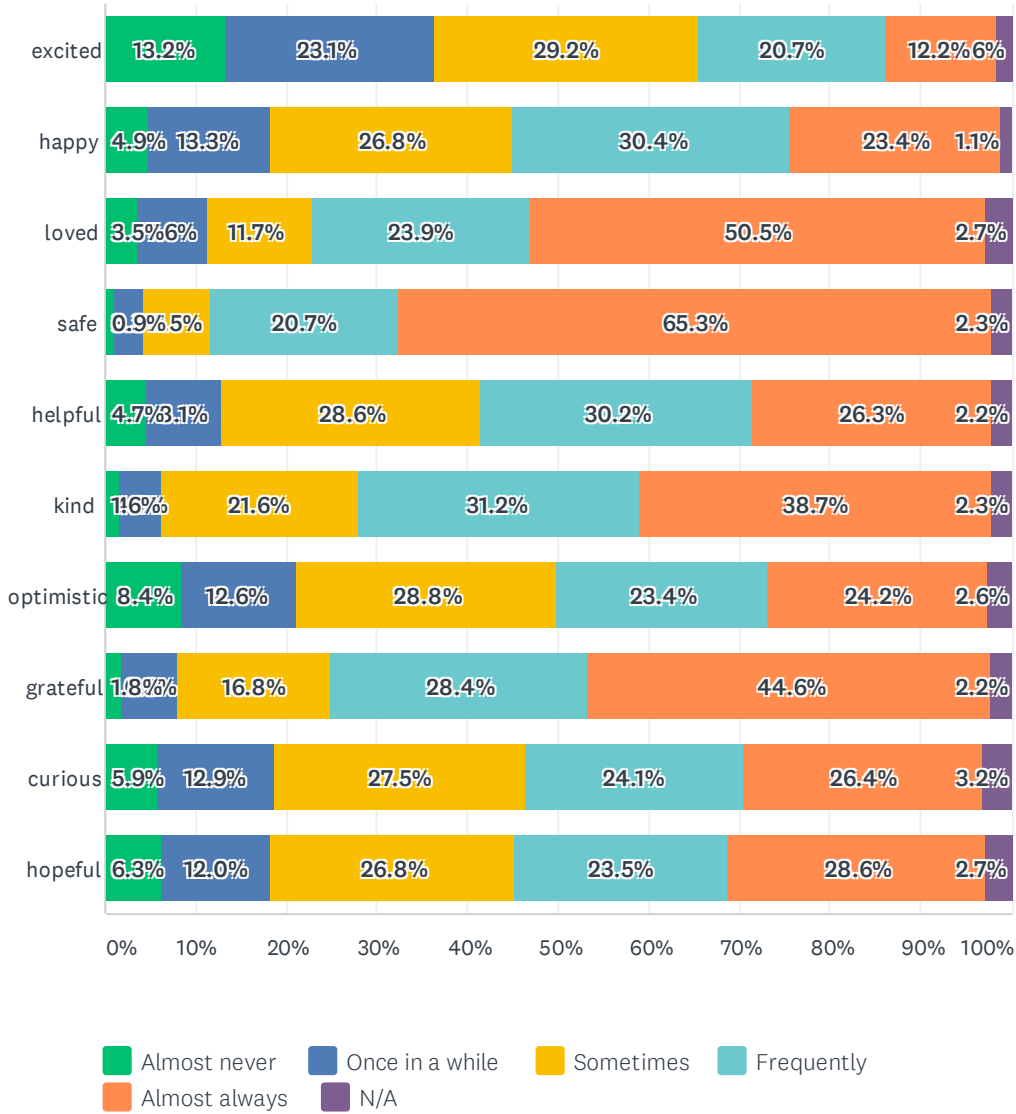
Answered: 814 Skipped: 1,776



	ALMOST NEVER	ONCE IN A WHILE	SOMETIMES	FREQUENTLY	ALMOST ALWAYS	N/A	TOTAL
mad	34.2% 278	30.4% 247	24.8% 201	6.5% 53	1.6% 13	2.5% 20	812
bored	17.4% 142	25.7% 209	30.8% 251	15.7% 128	9.0% 73	1.4% 11	814
lonely	56.2% 455	15.8% 128	14.6% 118	6.7% 54	3.1% 25	3.7% 30	810
sad	48.5% 393	26.1% 212	17.5% 142	3.3% 27	2.1% 17	2.5% 20	811
nervous	41.5% 337	26.7% 217	19.7% 160	5.9% 48	3.3% 27	2.8% 23	812
worried	50.3% 408	22.9% 186	15.3% 124	5.8% 47	2.1% 17	3.6% 29	811
afraid	68.3% 553	16.3% 132	8.3% 67	1.7% 14	1.2% 10	4.2% 34	810

Q48 During the last week, how often did you feel _____? (Grades 6-12)

Answered: 881 Skipped: 1,709

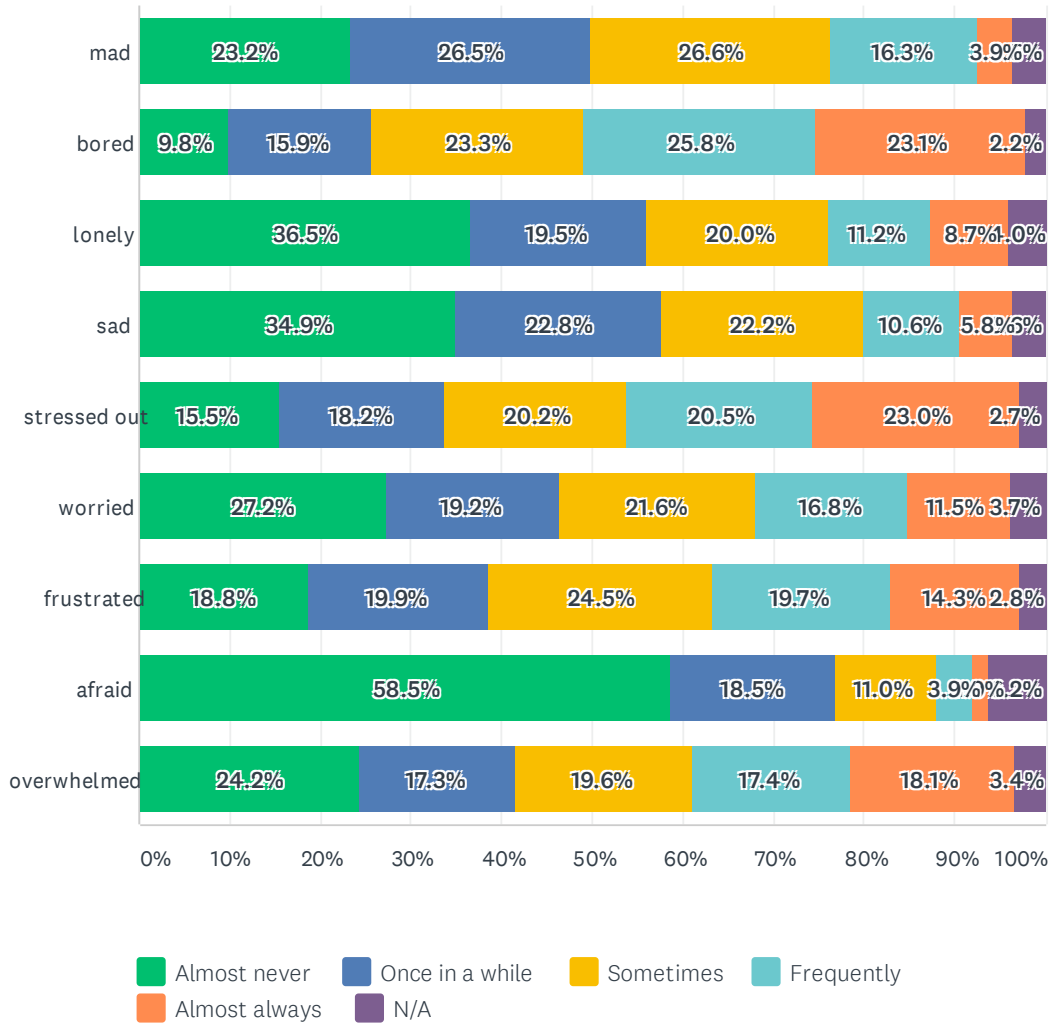


2021 Delaware Teaching and Learning Experiences Survey - Students

	ALMOST NEVER	ONCE IN A WHILE	SOMETIMES	FREQUENTLY	ALMOST ALWAYS	N/A	TOTAL
excited	13.2% 116	23.1% 203	29.2% 257	20.7% 182	12.2% 107	1.6% 14	879
happy	4.9% 43	13.3% 117	26.8% 236	30.4% 267	23.4% 206	1.1% 10	879
loved	3.5% 31	7.6% 67	11.7% 103	23.9% 210	50.5% 443	2.7% 24	878
safe	0.9% 8	3.3% 29	7.5% 66	20.7% 182	65.3% 575	2.3% 20	880
helpful	4.7% 41	8.1% 71	28.6% 251	30.2% 265	26.3% 231	2.2% 19	878
kind	1.6% 14	4.7% 41	21.6% 189	31.2% 273	38.7% 339	2.3% 20	876
optimistic	8.4% 74	12.6% 110	28.8% 252	23.4% 205	24.2% 212	2.6% 23	876
grateful	1.8% 16	6.3% 55	16.8% 147	28.4% 249	44.6% 391	2.2% 19	877
curious	5.9% 52	12.9% 113	27.5% 242	24.1% 212	26.4% 232	3.2% 28	879
hopeful	6.3% 55	12.0% 106	26.8% 236	23.5% 207	28.6% 252	2.7% 24	880

Q49 During the last week, how often did you feel _____? (Grades 6-12)

Answered: 881 Skipped: 1,709



2021 Delaware Teaching and Learning Experiences Survey - Students

	ALMOST NEVER	ONCE IN A WHILE	SOMETIMES	FREQUENTLY	ALMOST ALWAYS	N/A	TOTAL
mad	23.2% 204	26.5% 233	26.6% 234	16.3% 143	3.9% 34	3.5% 31	879
bored	9.8% 86	15.9% 140	23.3% 205	25.8% 227	23.1% 203	2.2% 19	880
lonely	36.5% 322	19.5% 172	20.0% 176	11.2% 99	8.7% 77	4.0% 35	881
sad	34.9% 306	22.8% 200	22.2% 195	10.6% 93	5.8% 51	3.6% 32	877
stressed out	15.5% 136	18.2% 160	20.2% 178	20.5% 180	23.0% 202	2.7% 24	880
worried	27.2% 240	19.2% 169	21.6% 190	16.8% 148	11.5% 101	3.7% 33	881
frustrated	18.8% 165	19.9% 175	24.5% 216	19.7% 173	14.3% 126	2.8% 25	880
afraid	58.5% 514	18.5% 162	11.0% 97	3.9% 34	1.9% 17	6.2% 54	878
overwhelmed	24.2% 213	17.3% 152	19.6% 172	17.4% 153	18.1% 159	3.4% 30	879