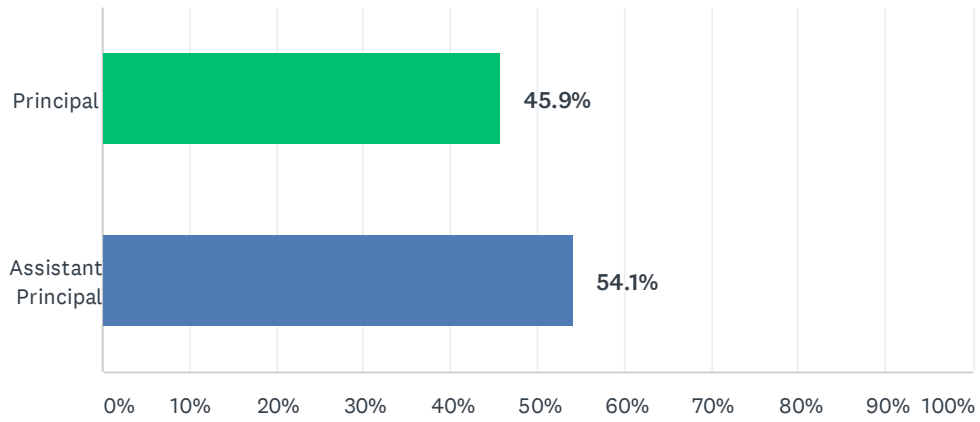


Q20 Please select your role:

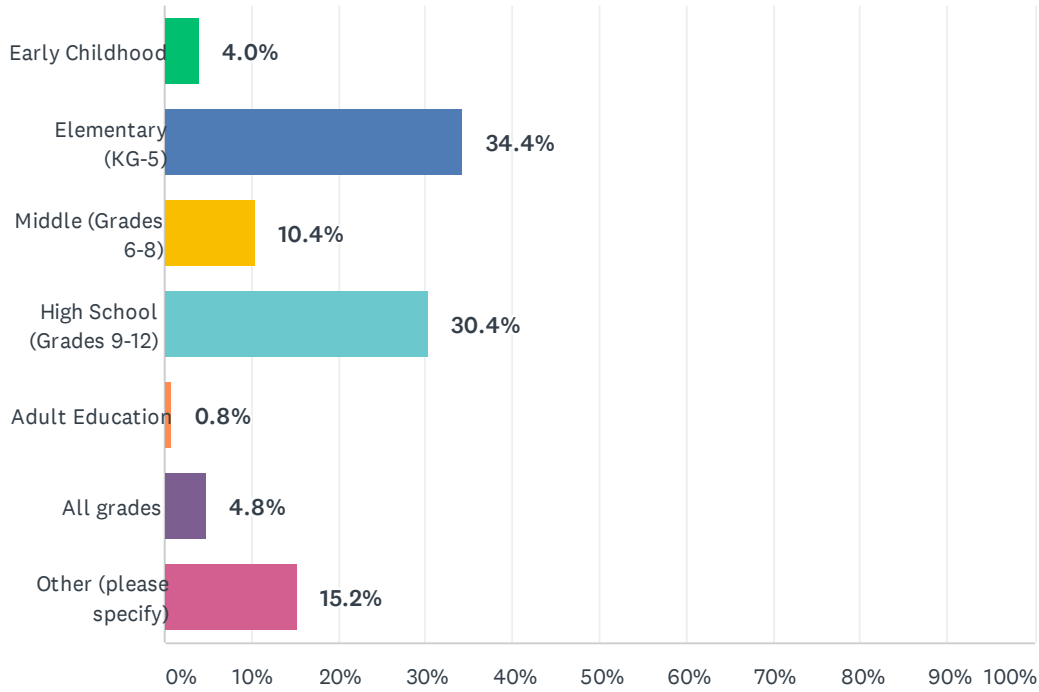
Answered: 122 Skipped: 22



ANSWER CHOICES	RESPONSES
Principal	45.9% 56
Assistant Principal	54.1% 66
TOTAL	122

Q21 What is the grade configuration of your school?

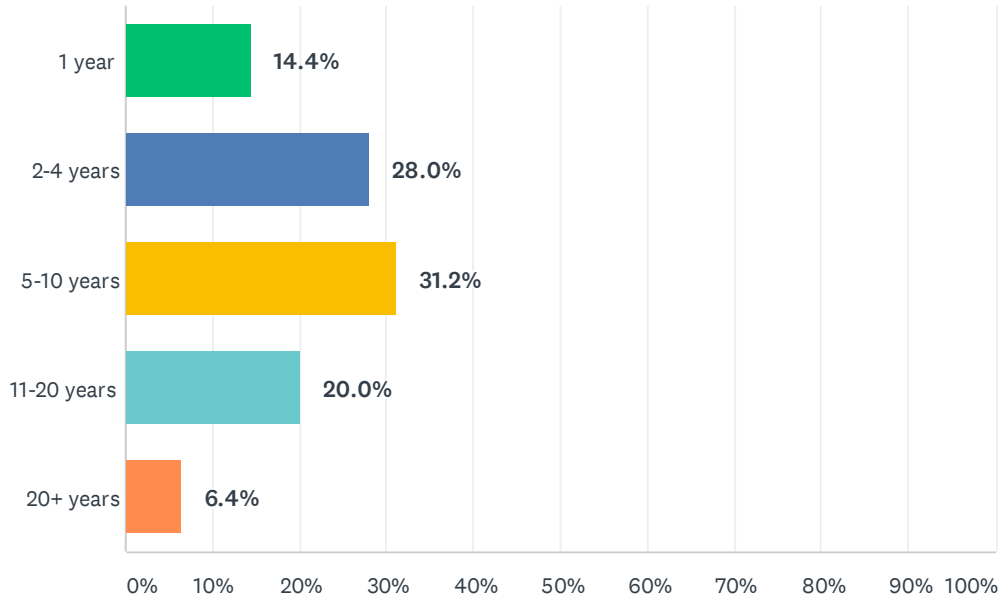
Answered: 125 Skipped: 19



ANSWER CHOICES	RESPONSES	
Early Childhood	4.0%	5
Elementary (KG-5)	34.4%	43
Middle (Grades 6-8)	10.4%	13
High School (Grades 9-12)	30.4%	38
Adult Education	0.8%	1
All grades	4.8%	6
Other (please specify)	15.2%	19
TOTAL		125

Q22 How many years have you been employed as a school leader?

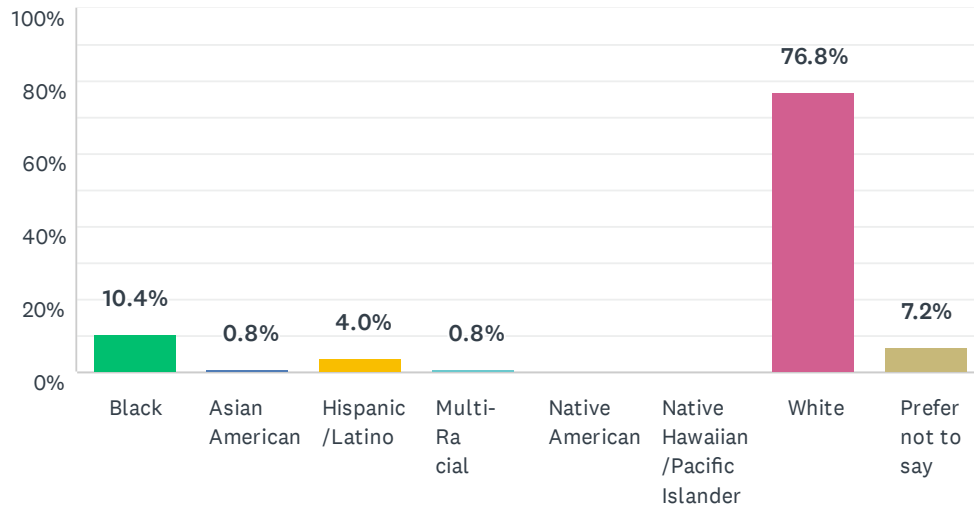
Answered: 125 Skipped: 19



ANSWER CHOICES	RESPONSES	
1 year	14.4%	18
2-4 years	28.0%	35
5-10 years	31.2%	39
11-20 years	20.0%	25
20+ years	6.4%	8
TOTAL		125

Q23 What is your race/ethnicity?

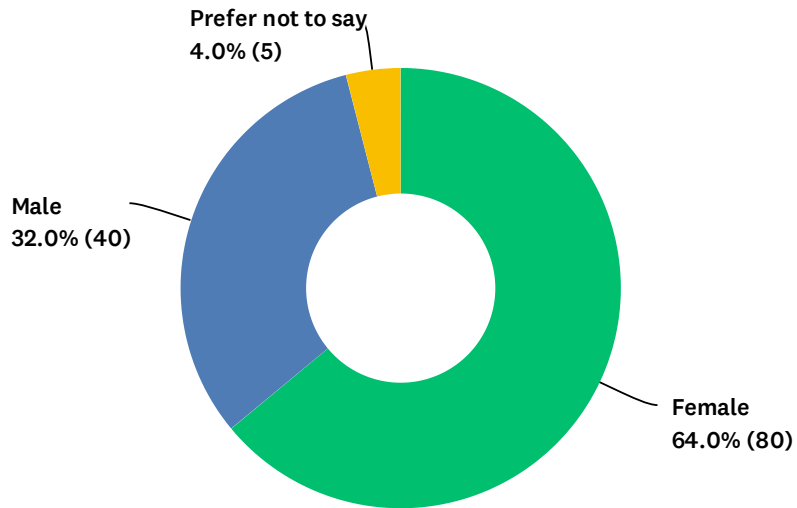
Answered: 125 Skipped: 19



ANSWER CHOICES	RESPONSES	
Black	10.4%	13
Asian American	0.8%	1
Hispanic/Latino	4.0%	5
Multi-Racial	0.8%	1
Native American	0.0%	0
Native Hawaiian/Pacific Islander	0.0%	0
White	76.8%	96
Prefer not to say	7.2%	9
TOTAL		125

Q24 What is your gender?

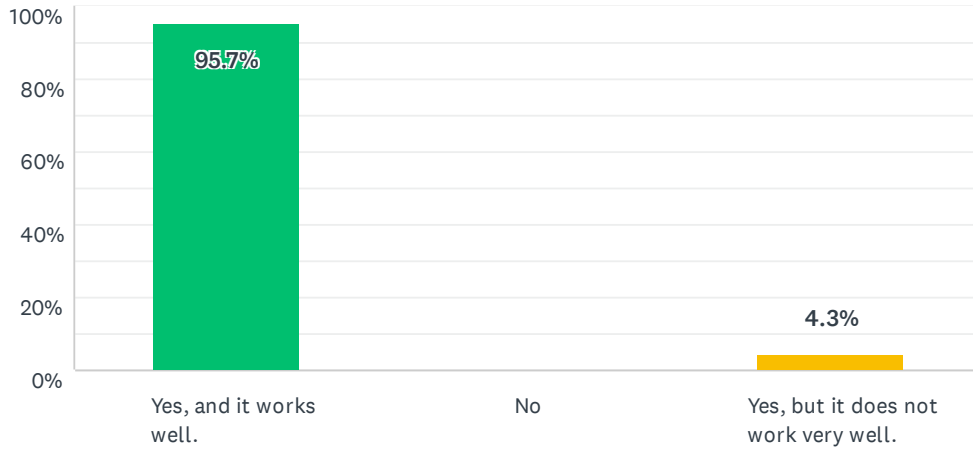
Answered: 125 Skipped: 19



ANSWER CHOICES	RESPONSES	
Female	64.0%	80
Male	32.0%	40
Prefer not to say	4.0%	5
TOTAL		125

Q25 Do you have internet access at home?

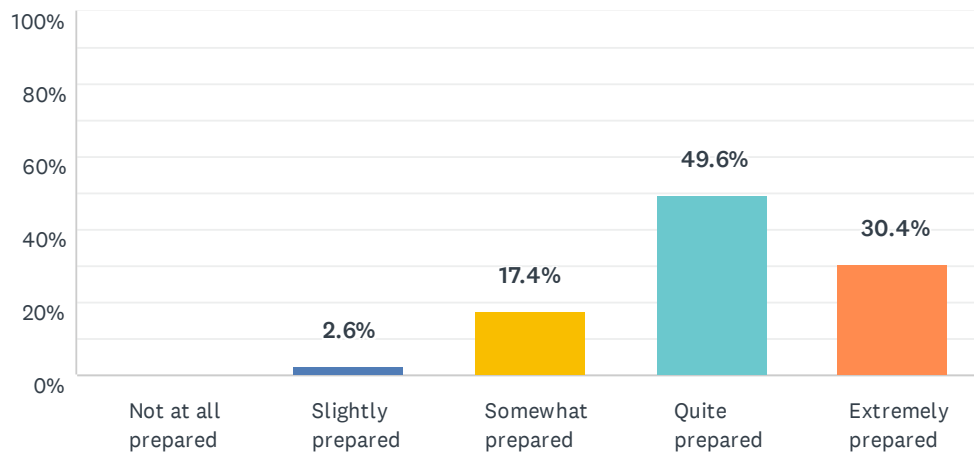
Answered: 115 Skipped: 29



ANSWER CHOICES	RESPONSES	
Yes, and it works well.	95.7%	110
No	0.0%	0
Yes, but it does not work very well.	4.3%	5
TOTAL		115

Q26 How prepared did you feel to use the technology and programs that were set up for you to use this school year?

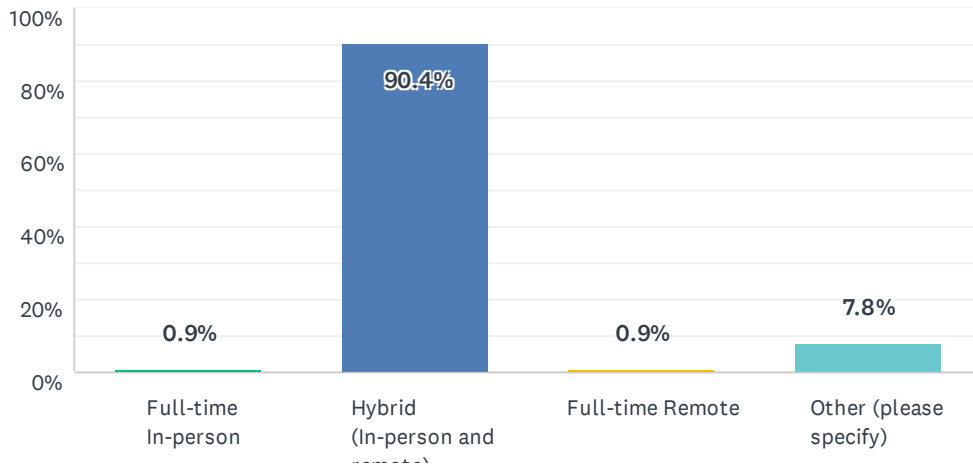
Answered: 115 Skipped: 29



ANSWER CHOICES	RESPONSES	
Not at all prepared	0.0%	0
Slightly prepared	2.6%	3
Somewhat prepared	17.4%	20
Quite prepared	49.6%	57
Extremely prepared	30.4%	35
TOTAL		115

Q28 In what ways is your school delivering instruction currently?

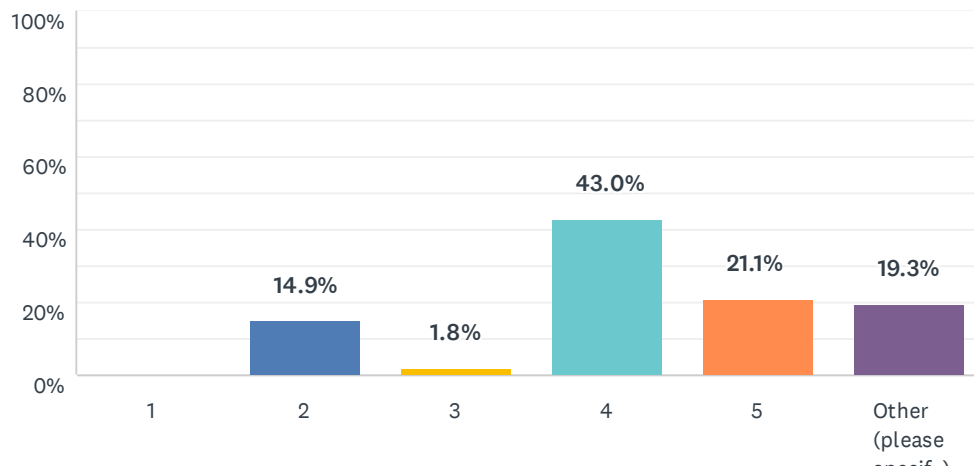
Answered: 115 Skipped: 29



ANSWER CHOICES	RESPONSES	
Full-time In-person	0.9%	1
Hybrid (In-person and remote)	90.4%	104
Full-time Remote	0.9%	1
Other (please specify)	7.8%	9
TOTAL		115

Q29 In the last week, if the students were not fully remote, how many days did students attend school?

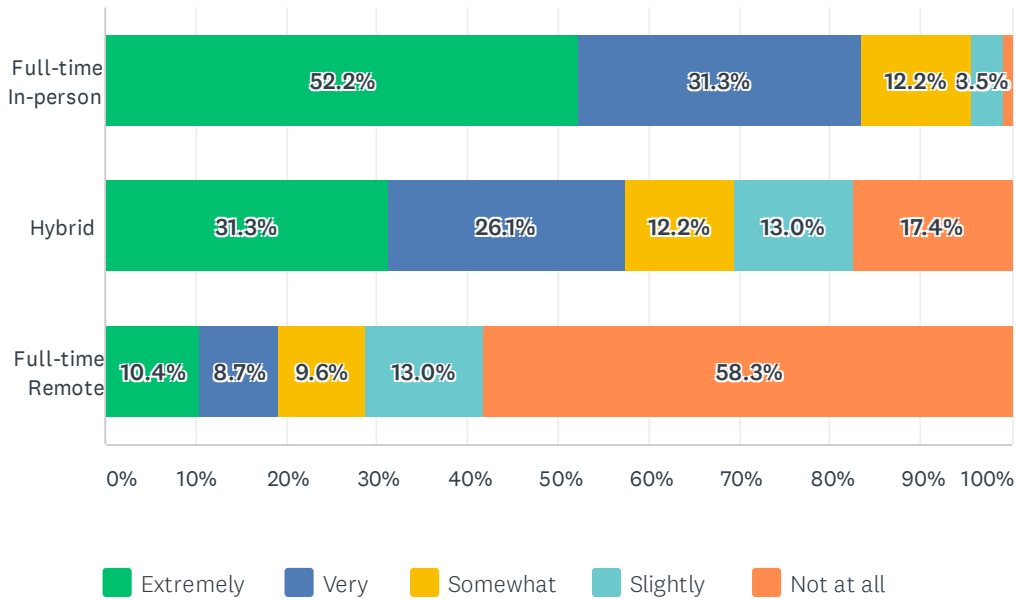
Answered: 114 Skipped: 30



ANSWER CHOICES	RESPONSES	
1	0.0%	0
2	14.9%	17
3	1.8%	2
4	43.0%	49
5	21.1%	24
Other (please specify)	19.3%	22
TOTAL		114

Q30 Given the current conditions, how comfortable would you be with the following choices of delivery of instruction at the beginning of next school year (2021-2022)?

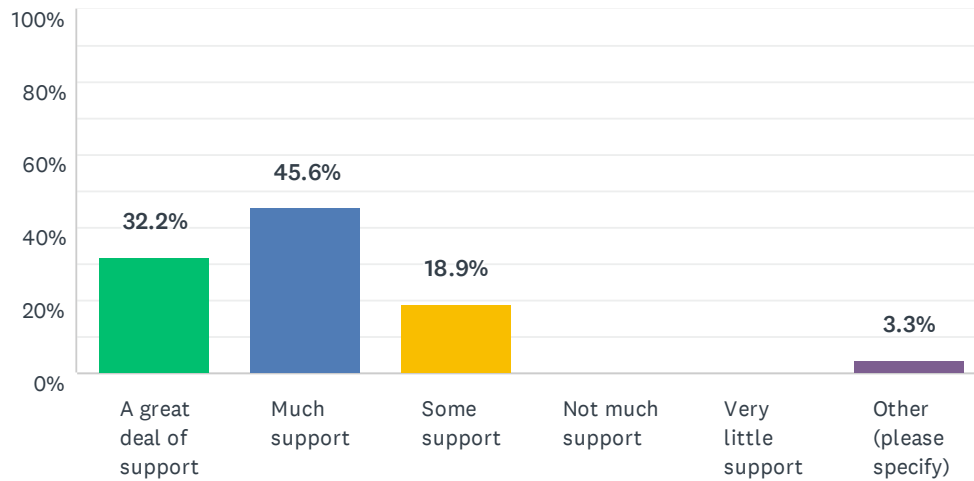
Answered: 115 Skipped: 29



	EXTREMELY	VERY	SOMEWHAT	SLIGHTLY	NOT AT ALL	TOTAL
Full-time In-person	52.2% 60	31.3% 36	12.2% 14	3.5% 4	0.9% 1	115
Hybrid	31.3% 36	26.1% 30	12.2% 14	13.0% 15	17.4% 20	115
Full-time Remote	10.4% 12	8.7% 10	9.6% 11	13.0% 15	58.3% 67	115

Q31 How much support have teachers needed in the hybrid/remote learning environment this year?

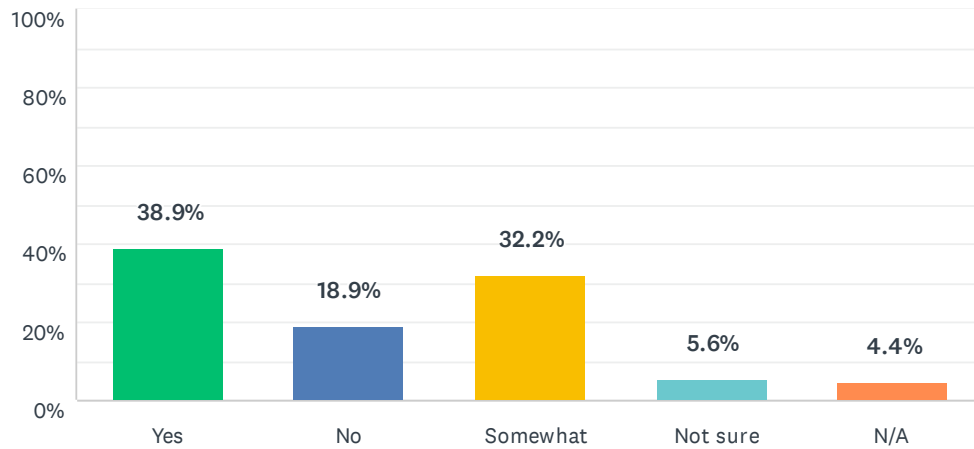
Answered: 90 Skipped: 54



ANSWER CHOICES	RESPONSES	
A great deal of support	32.2%	29
Much support	45.6%	41
Some support	18.9%	17
Not much support	0.0%	0
Very little support	0.0%	0
Other (please specify)	3.3%	3
TOTAL		90

Q32 Have you remained as effective in your role during hybrid/remote learning as you were before COVID-19?

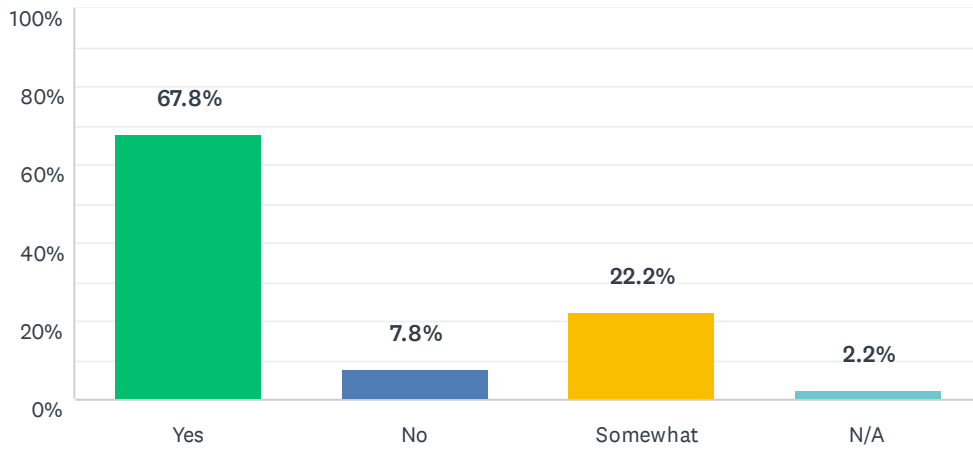
Answered: 90 Skipped: 54



ANSWER CHOICES	RESPONSES	
Yes	38.9%	35
No	18.9%	17
Somewhat	32.2%	29
Not sure	5.6%	5
N/A	4.4%	4
TOTAL		90

Q33 Have your responsibilities changed as a result of the pandemic?

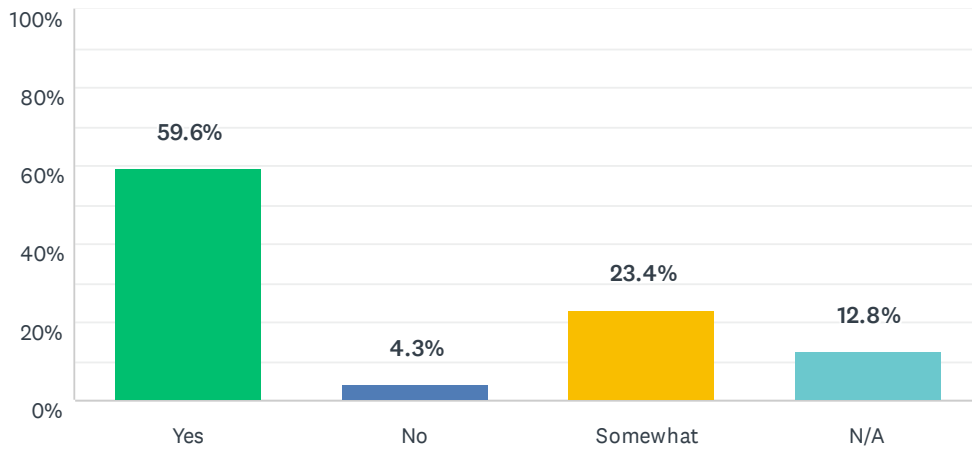
Answered: 90 Skipped: 54



ANSWER CHOICES	RESPONSES	
Yes	67.8%	61
No	7.8%	7
Somewhat	22.2%	20
N/A	2.2%	2
TOTAL		90

Q35 If you have an Assistant Principal(s), have the responsibilities of your Assistant Principal(s) changed as a result of the pandemic?

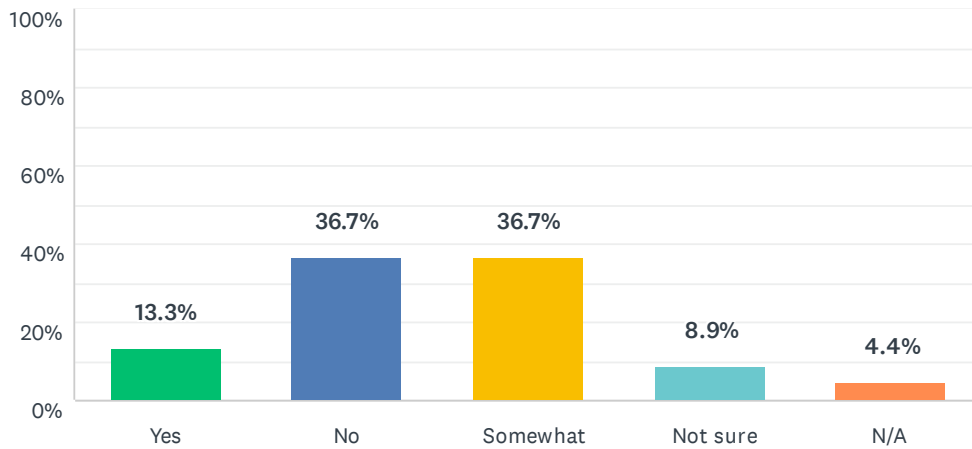
Answered: 47 Skipped: 97



ANSWER CHOICES	RESPONSES	
Yes	59.6%	28
No	4.3%	2
Somewhat	23.4%	11
N/A	12.8%	6
TOTAL		47

Q37 Are your students learning as much now as they were prior to switching to hybrid/remote learning?

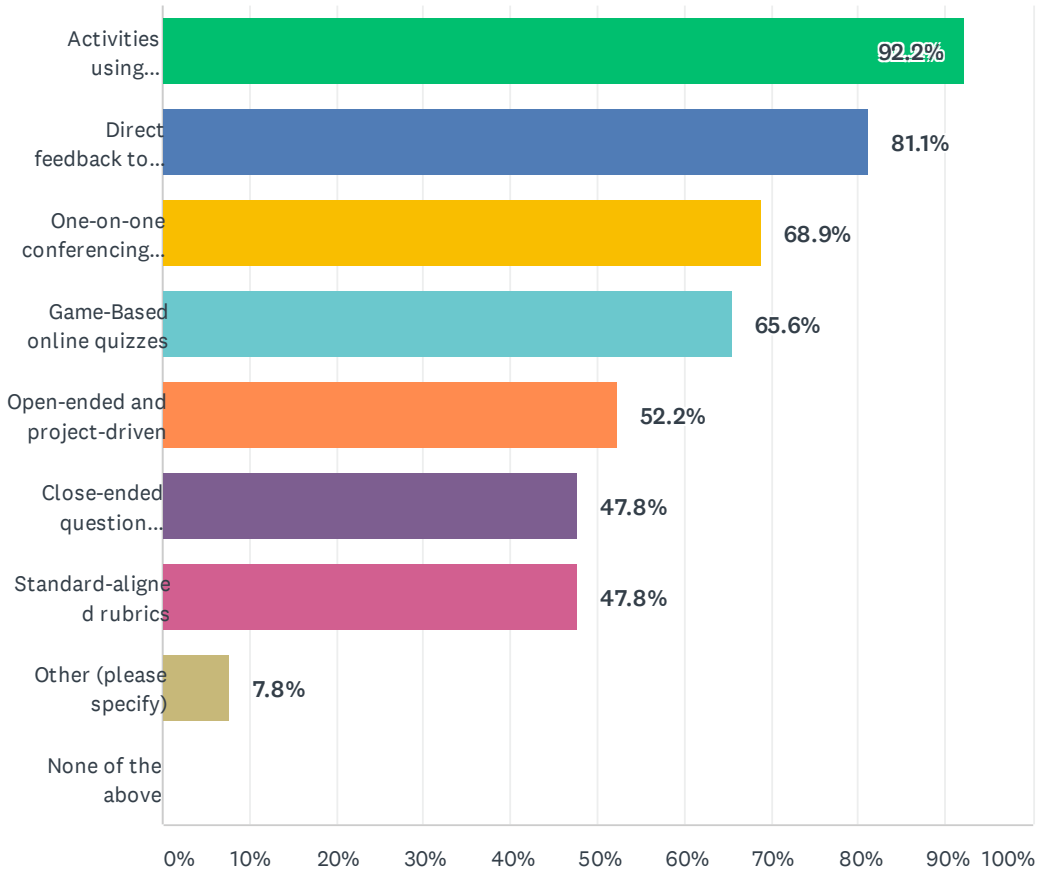
Answered: 90 Skipped: 54



ANSWER CHOICES	RESPONSES	
Yes	13.3%	12
No	36.7%	33
Somewhat	36.7%	33
Not sure	8.9%	8
N/A	4.4%	4
TOTAL		90

Q38 What formative assessment methods have your teachers found effective (check all that apply)?

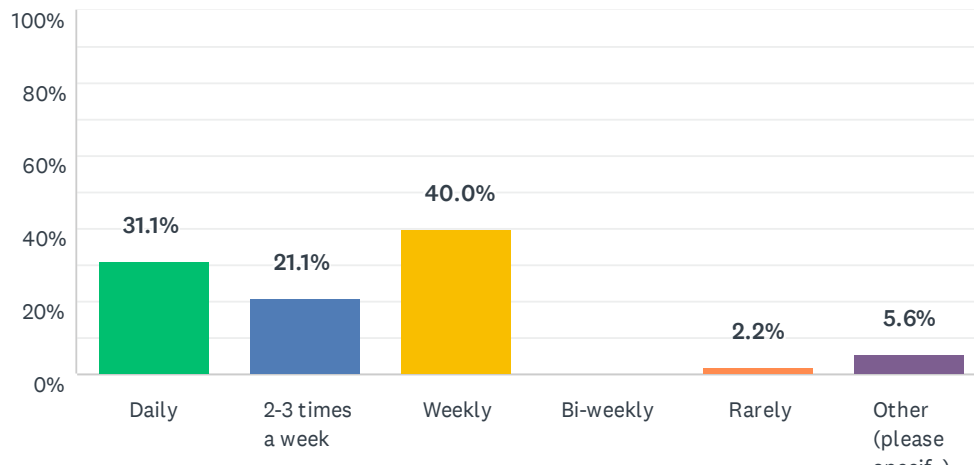
Answered: 90 Skipped: 54



ANSWER CHOICES	RESPONSES	
Activities using interactive digital tools	92.2%	83
Direct feedback to student	81.1%	73
One-on-one conferencing via live chat	68.9%	62
Game-Based online quizzes	65.6%	59
Open-ended and project-driven	52.2%	47
Close-ended question quizzes	47.8%	43
Standard-aligned rubrics	47.8%	43
Other (please specify)	7.8%	7
None of the above	0.0%	0
Total Respondents: 90		

Q40 How often do you provide opportunities for teachers to collaborate?

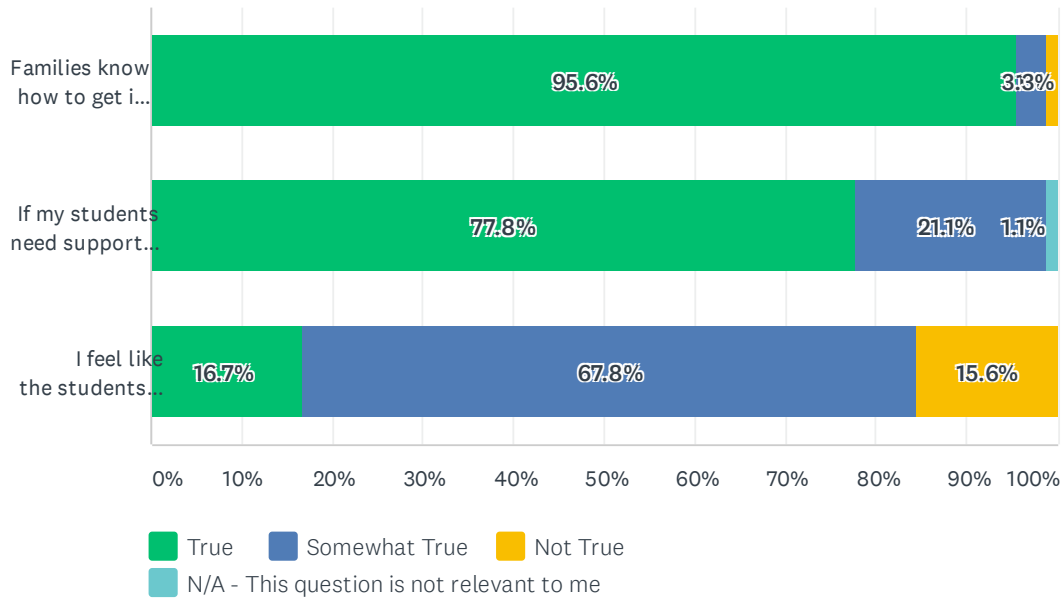
Answered: 90 Skipped: 54



ANSWER CHOICES	RESPONSES	
Daily	31.1%	28
2-3 times a week	21.1%	19
Weekly	40.0%	36
Bi-weekly	0.0%	0
Rarely	2.2%	2
Other (please specify)	5.6%	5
TOTAL		90

Q41 Please tell us how true the following statements are for your students

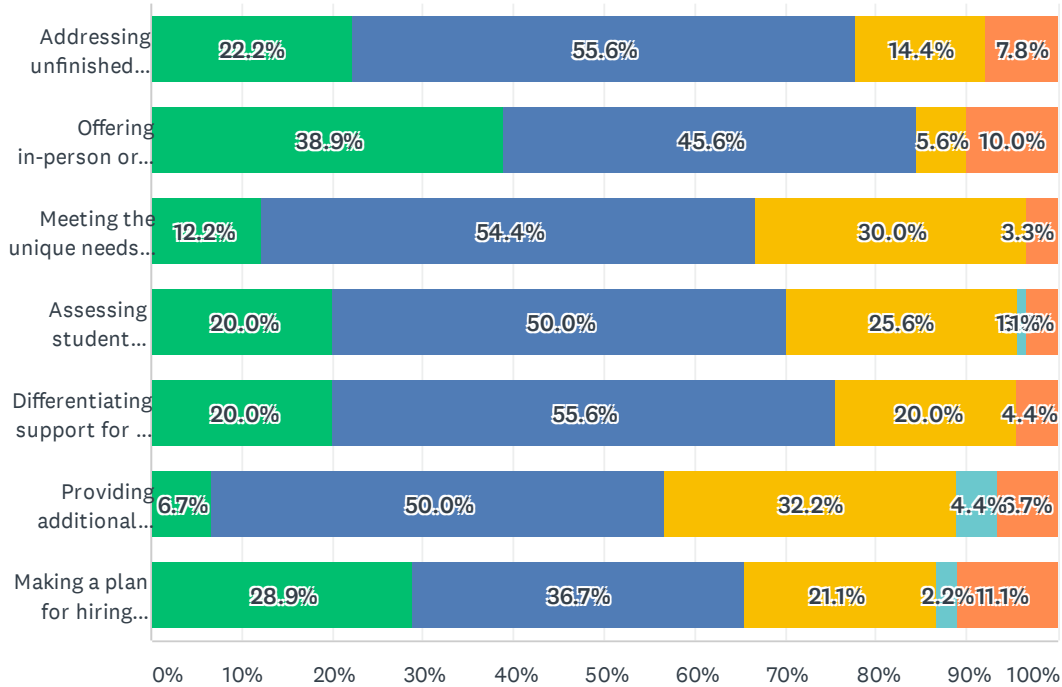
Answered: 90 Skipped: 54



	TRUE	SOMEWHAT TRUE	NOT TRUE	N/A - THIS QUESTION IS NOT RELEVANT TO ME	TOTAL
Families know how to get in touch with me	95.6% 86	3.3% 3	1.1% 1	0.0% 0	90
If my students need support with learning, they know whom to contact and how to get in touch with them	77.8% 70	21.1% 19	0.0% 0	1.1% 1	90
I feel like the students in my school will be prepared for the next school year	16.7% 15	67.8% 61	15.6% 14	0.0% 0	90

Q46 How far along is your planning in the following areas?

Answered: 90 Skipped: 54



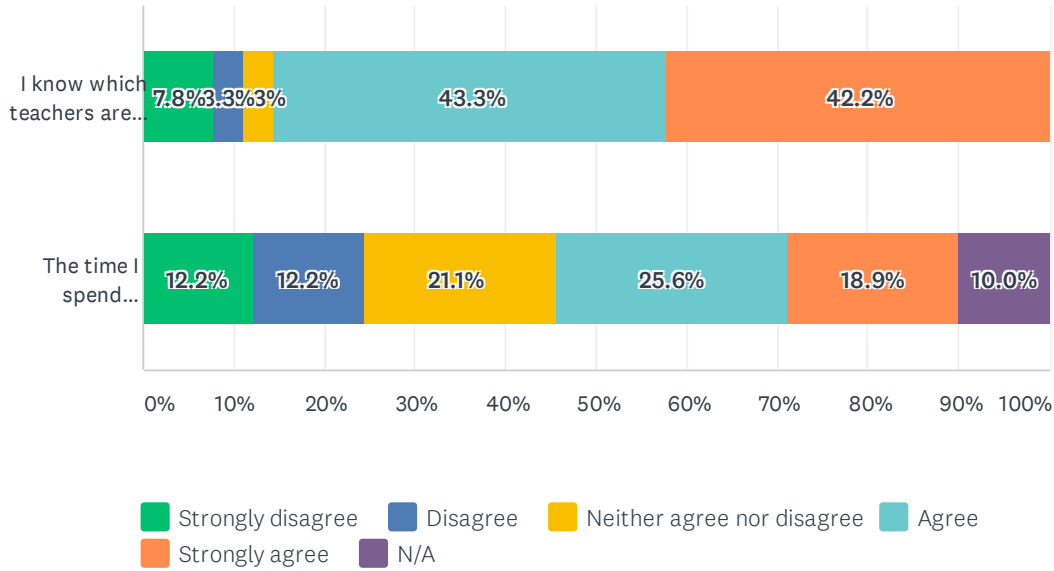
- I have a complete plan in place
- I have a partial plan in place
- I have thought about this but have not yet made plans
- I have not yet had time to think about this
- N/A - This is not relevant to my school/role

2021 Delaware Teaching and Learning Experiences Survey - School Leaders

	I HAVE A COMPLETE PLAN IN PLACE	I HAVE A PARTIAL PLAN IN PLACE	I HAVE THOUGHT ABOUT THIS BUT HAVE NOT YET MADE PLANS	I HAVE NOT YET HAD TIME TO THINK ABOUT THIS	N/A – THIS IS NOT RELEVANT TO MY SCHOOL/ROLE	TOTAL
Addressing unfinished learning during the summer or early fall	22.2% 20	55.6% 50	14.4% 13	0.0% 0	7.8% 7	90
Offering in-person or remote summer learning at my school	38.9% 35	45.6% 41	5.6% 5	0.0% 0	10.0% 9	90
Meeting the unique needs students and their families will have upon returning to school	12.2% 11	54.4% 49	30.0% 27	0.0% 0	3.3% 3	90
Assessing student performance and needs upon returning to school	20.0% 18	50.0% 45	25.6% 23	1.1% 1	3.3% 3	90
Differentiating support for all student populations (e.g., EL, Special Education)	20.0% 18	55.6% 50	20.0% 18	0.0% 0	4.4% 4	90
Providing additional professional development to teachers	6.7% 6	50.0% 45	32.2% 29	4.4% 4	6.7% 6	90
Making a plan for hiring (e.g. virtual interviews, career fairs, new types of positions needed)	28.9% 26	36.7% 33	21.1% 19	2.2% 2	11.1% 10	90

Q47 Please indicate your level of agreement with the following statements

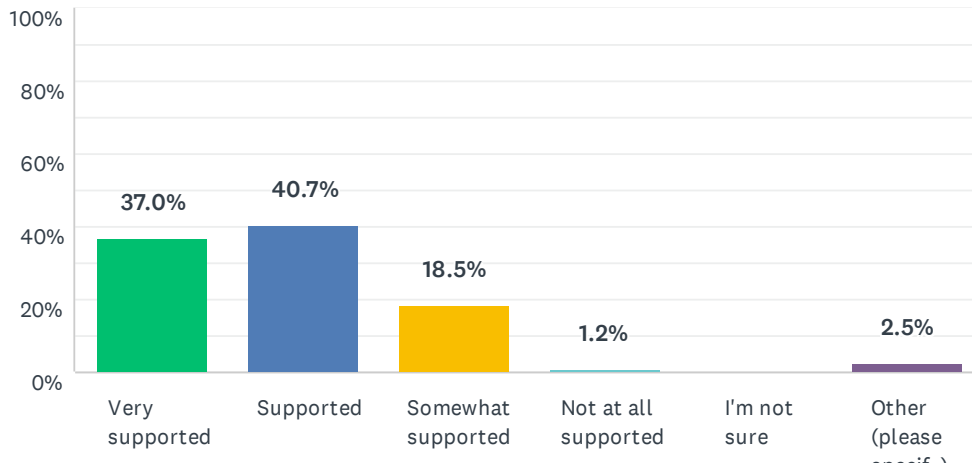
Answered: 90 Skipped: 54



	STRONGLY DISAGREE	DISAGREE	NEITHER AGREE NOR DISAGREE	AGREE	STRONGLY AGREE	N/A	TOTAL
I know which teachers are planning to return to school next year	7.8% 7	3.3% 3	3.3% 3	43.3% 39	42.2% 38	0.0% 0	90
The time I spend addressing immediate concerns right now prevents me from completing other necessary tasks related to hiring	12.2% 11	12.2% 11	21.1% 19	25.6% 23	18.9% 17	10.0% 9	90

Q48 How supported do you feel by your district/charter leaders?

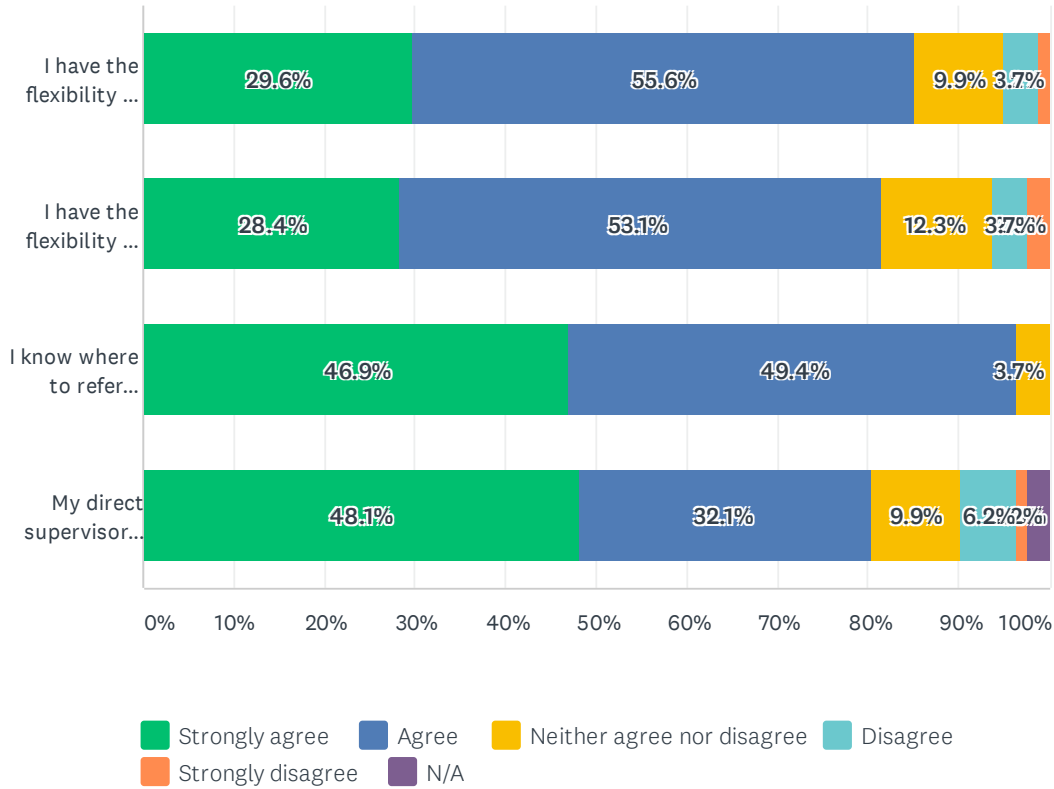
Answered: 81 Skipped: 63



ANSWER CHOICES	RESPONSES	
Very supported	37.0%	30
Supported	40.7%	33
Somewhat supported	18.5%	15
Not at all supported	1.2%	1
I'm not sure	0.0%	0
Other (please specify)	2.5%	2
TOTAL		81

Q49 Please indicate your level of agreement with the following statements

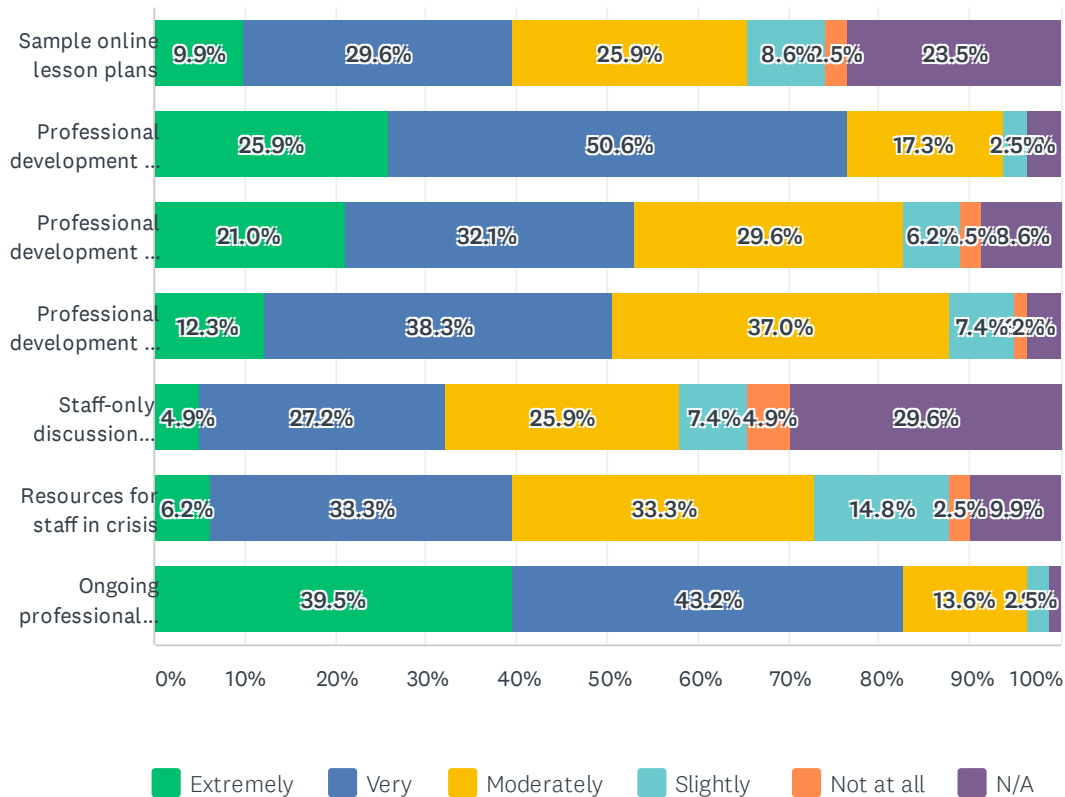
Answered: 81 Skipped: 63



	STRONGLY AGREE	AGREE	NEITHER AGREE NOR DISAGREE	DISAGREE	STRONGLY DISAGREE	N/A	TOTAL
I have the flexibility I need to support students and families who are in need	29.6% 24	55.6% 45	9.9% 8	3.7% 3	1.2% 1	0.0% 0	81
I have the flexibility I need to support school staff who are in need	28.4% 23	53.1% 43	12.3% 10	3.7% 3	2.5% 2	0.0% 0	81
I know where to refer families and students to help them meet their COVID-19 related needs (e.g., food, shelter, healthcare, counseling services)	46.9% 38	49.4% 40	3.7% 3	0.0% 0	0.0% 0	0.0% 0	81
My direct supervisor contacted me just to check up on how I am doing during this time	48.1% 39	32.1% 26	9.9% 8	6.2% 5	1.2% 1	2.5% 2	81

Q50 How useful were the resources and supports provided to your staff?

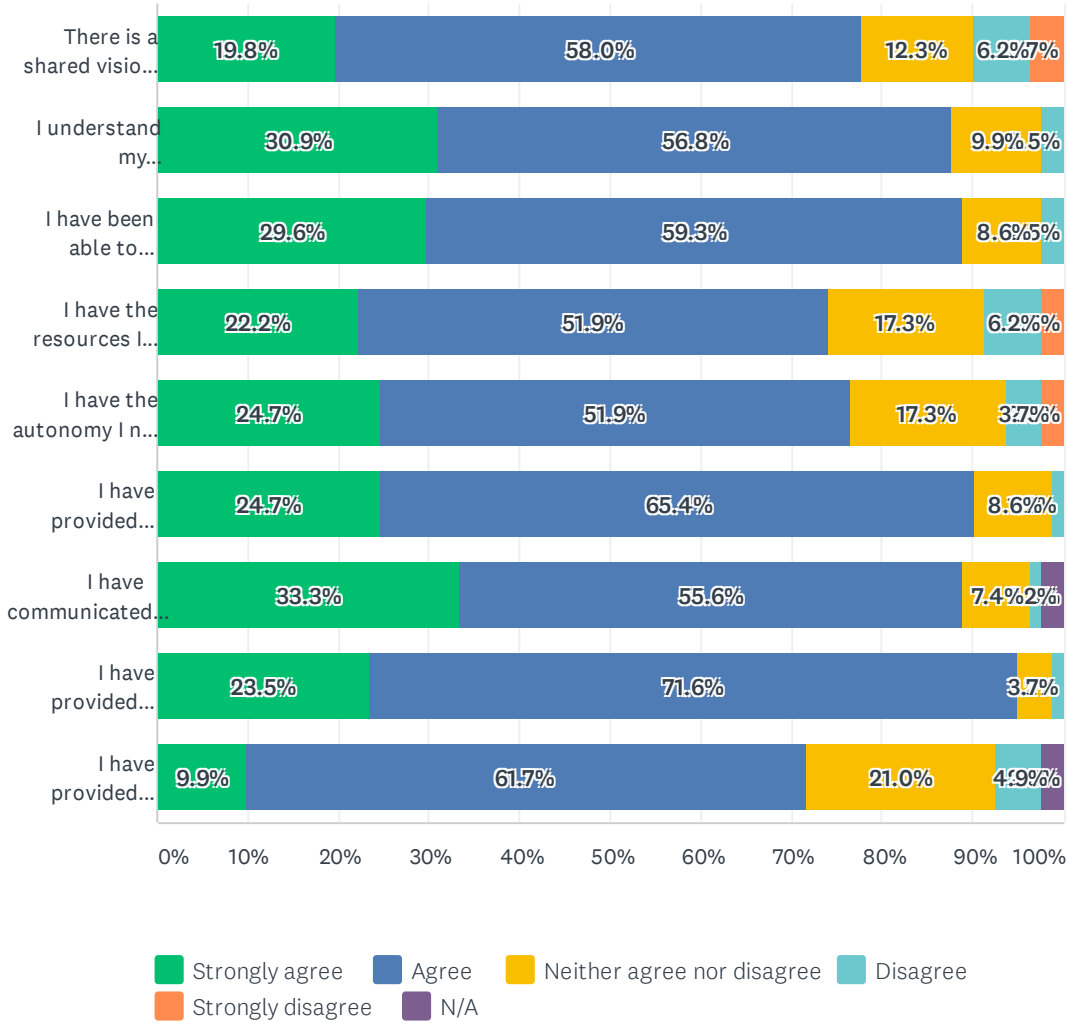
Answered: 81 Skipped: 63



	EXTREMELY	VERY	MODERATELY	SLIGHTLY	NOT AT ALL	N/A	TOTAL
Sample online lesson plans	9.9% 8	29.6% 24	25.9% 21	8.6% 7	2.5% 2	23.5% 19	81
Professional development on how to use online platforms	25.9% 21	50.6% 41	17.3% 14	2.5% 2	0.0% 0	3.7% 3	81
Professional development on converting offline materials into online resources	21.0% 17	32.1% 26	29.6% 24	6.2% 5	2.5% 2	8.6% 7	81
Professional development on engaging students through hybrid/remote learning	12.3% 10	38.3% 31	37.0% 30	7.4% 6	1.2% 1	3.7% 3	81
Staff-only discussion boards to receive peer support and advice	4.9% 4	27.2% 22	25.9% 21	7.4% 6	4.9% 4	29.6% 24	81
Resources for staff in crisis	6.2% 5	33.3% 27	33.3% 27	14.8% 12	2.5% 2	9.9% 8	81
Ongoing professional learning communities (PLCs)	39.5% 32	43.2% 35	13.6% 11	2.5% 2	0.0% 0	1.2% 1	81

Q51 Please indicate your level of agreement with the following statements (since hybrid/remote learning started)

Answered: 81 Skipped: 63

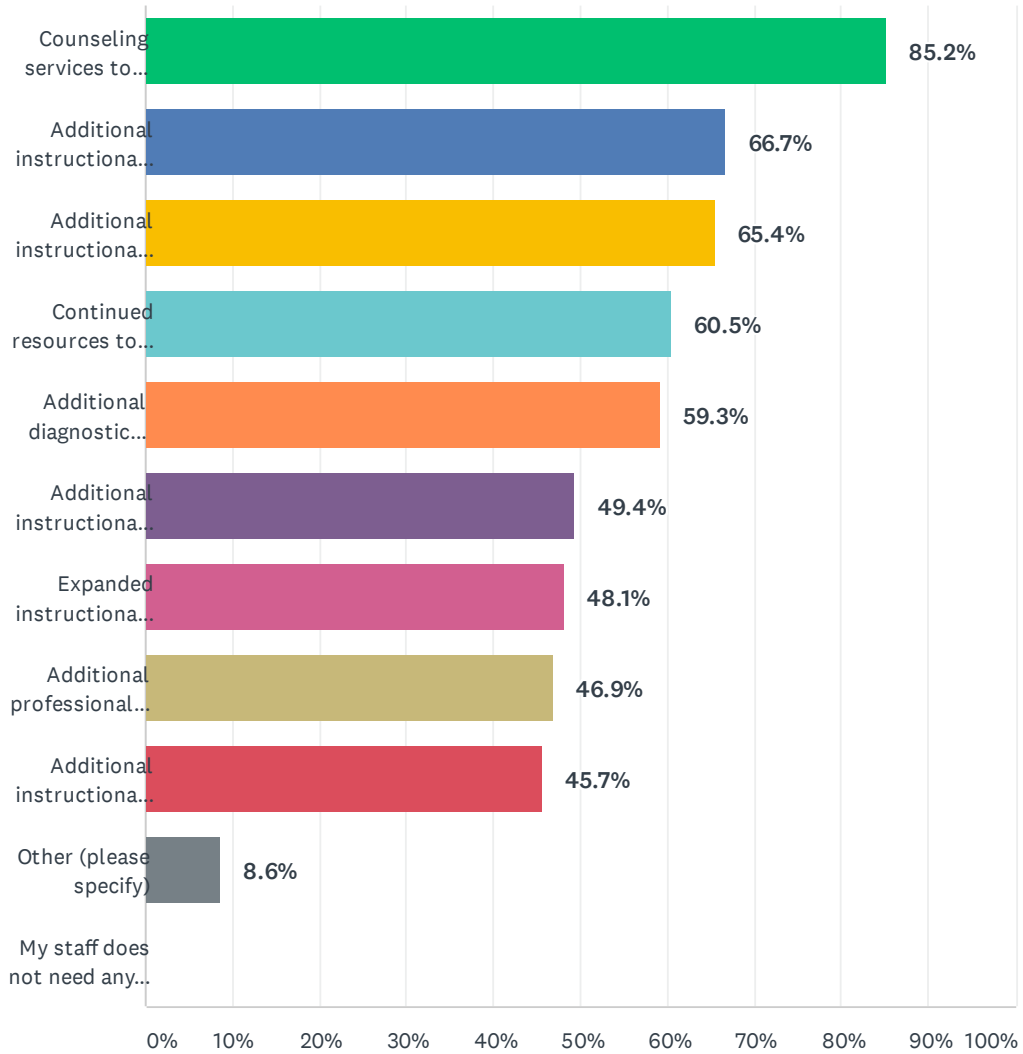


2021 Delaware Teaching and Learning Experiences Survey - School Leaders

	STRONGLY AGREE	AGREE	NEITHER AGREE NOR DISAGREE	DISAGREE	STRONGLY DISAGREE	N/A	TOTAL
There is a shared vision across my district/charter for effective hybrid/remote learning	19.8% 16	58.0% 47	12.3% 10	6.2% 5	3.7% 3	0.0% 0	81
I understand my district/charter's expectations for providing feedback to teachers	30.9% 25	56.8% 46	9.9% 8	2.5% 2	0.0% 0	0.0% 0	81
I have been able to distribute academic resources to staff	29.6% 24	59.3% 48	8.6% 7	2.5% 2	0.0% 0	0.0% 0	81
I have the resources I need to effectively support my teachers as they implement hybrid/remote learning	22.2% 18	51.9% 42	17.3% 14	6.2% 5	2.5% 2	0.0% 0	81
I have the autonomy I need to support my teachers as they implement hybrid/remote learning	24.7% 20	51.9% 42	17.3% 14	3.7% 3	2.5% 2	0.0% 0	81
I have provided support to teachers so that they are able to assess students' performance and track their progress	24.7% 20	65.4% 53	8.6% 7	1.2% 1	0.0% 0	0.0% 0	81
I have communicated the expectations for providing feedback to students and grading work at this time	33.3% 27	55.6% 45	7.4% 6	1.2% 1	0.0% 0	2.5% 2	81
I have provided support to teachers so that they are able to support students' learning in a hybrid/remote learning environment	23.5% 19	71.6% 58	3.7% 3	1.2% 1	0.0% 0	0.0% 0	81
I have provided support to teachers so that they are able to assess possible unfinished learning of the incoming students	9.9% 8	61.7% 50	21.0% 17	4.9% 4	0.0% 0	2.5% 2	81

Q52 As you think about next year, what support(s) do you imagine your staff will need? (select all that apply)

Answered: 81 Skipped: 63

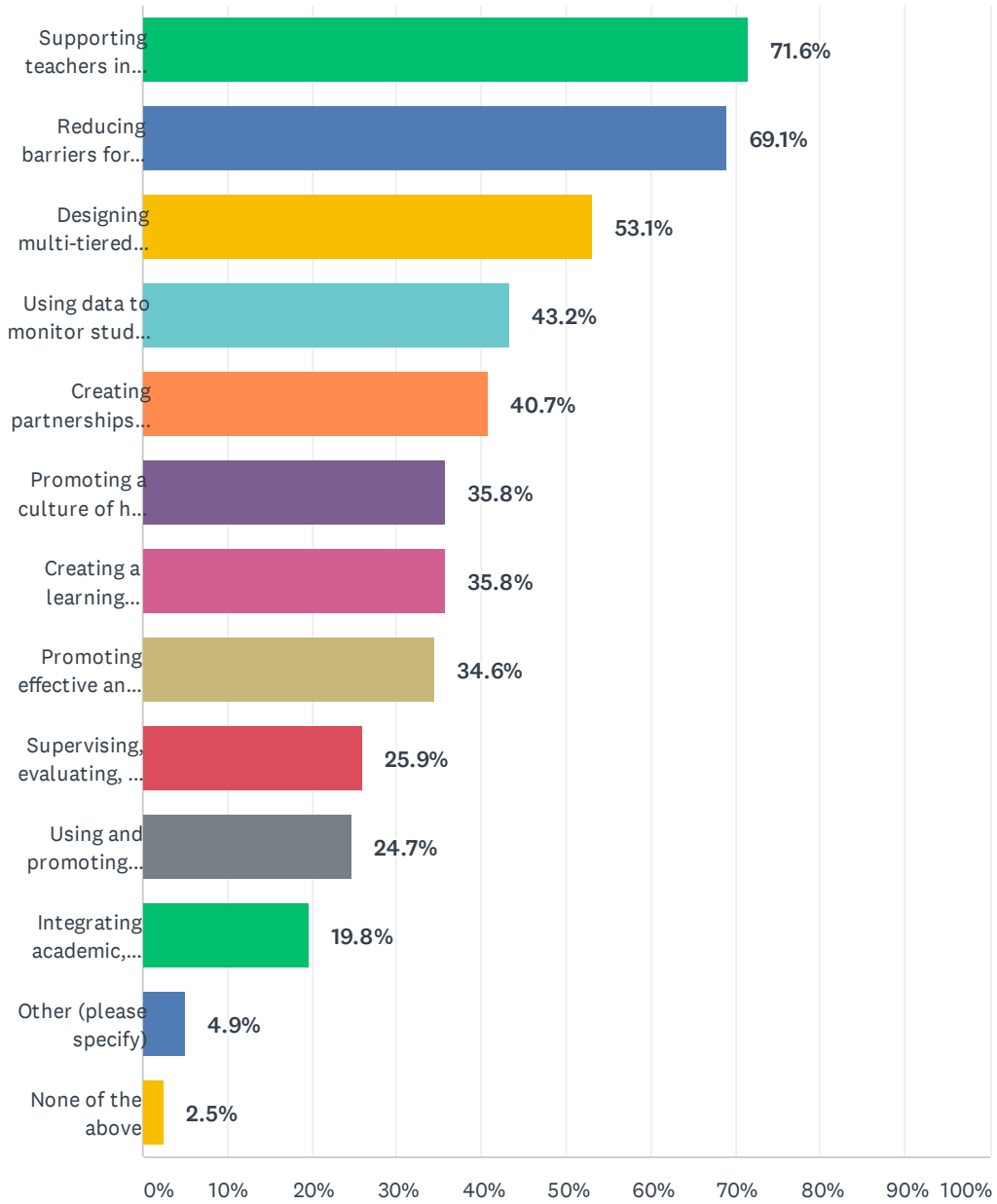


2021 Delaware Teaching and Learning Experiences Survey - School Leaders

ANSWER CHOICES	RESPONSES	
Counseling services to support students as they come back to school	85.2%	69
Additional instructional specialists (e.g., tutors, paraprofessionals)	66.7%	54
Additional instructional planning time	65.4%	53
Continued resources to support hybrid/remote learning	60.5%	49
Additional diagnostic tools to understand where students are in their learning	59.3%	48
Additional instructional coaching	49.4%	40
Expanded instructional technology personnel capacity	48.1%	39
Additional professional learning	46.9%	38
Additional instructional planning resources	45.7%	37
Other (please specify)	8.6%	7
My staff does not need any additional support	0.0%	0
Total Respondents: 81		

Q53 As you think about next year, what support(s) in the following areas do you imagine you will need? (select all that apply)

Answered: 81 Skipped: 63

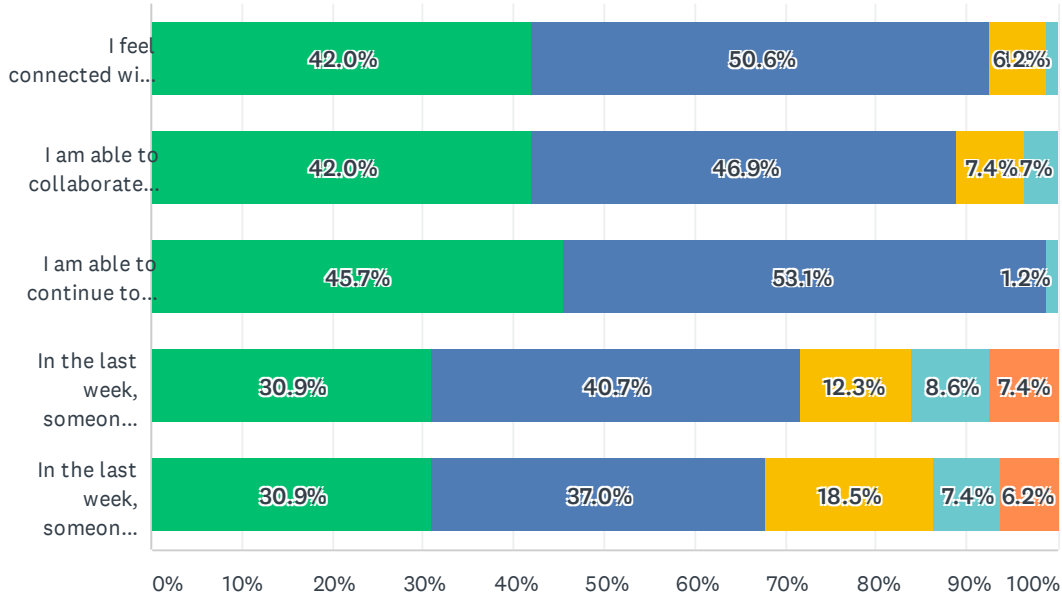


2021 Delaware Teaching and Learning Experiences Survey - School Leaders

ANSWER CHOICES	RESPONSES	
Supporting teachers in addressing unfinished learning	71.6%	58
Reducing barriers for at-risk students	69.1%	56
Designing multi-tiered systems of support (i.e. scheduling, RTI, guidance services)	53.1%	43
Using data to monitor student achievement	43.2%	35
Creating partnerships with community organizations	40.7%	33
Promoting a culture of high expectations	35.8%	29
Creating a learning environment that recognizes diversity	35.8%	29
Promoting effective and innovative research-based instructional strategies	34.6%	28
Supervising, evaluating, and assisting teachers	25.9%	21
Using and promoting technology	24.7%	20
Integrating academic, co-curricular, and extracurricular programs	19.8%	16
Other (please specify)	4.9%	4
None of the above	2.5%	2
Total Respondents: 81		

Q54 Please indicate your level of agreement with the following statements

Answered: 81 Skipped: 63

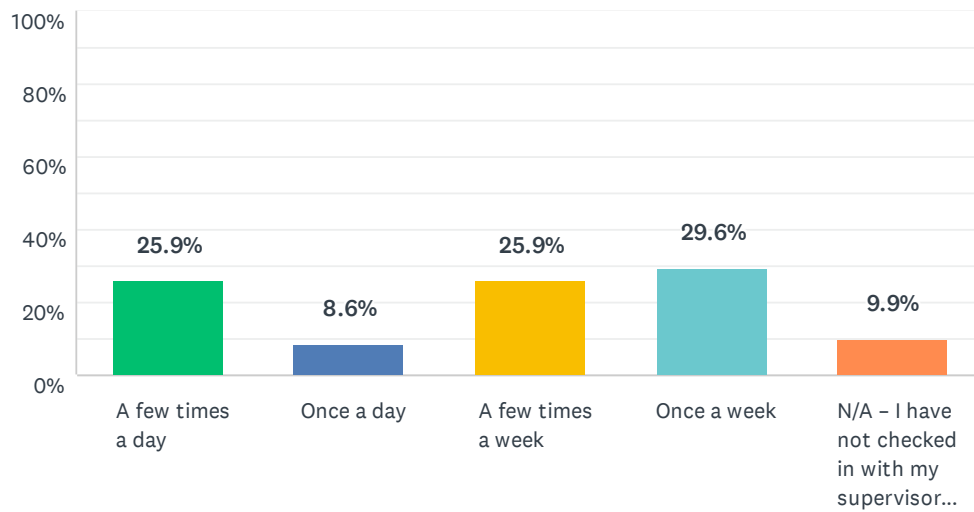


■ Strongly agree
 ■ Agree
 ■ Neither agree nor disagree
 ■ Disagree
 ■ Strongly disagree

	STRONGLY AGREE	AGREE	NEITHER AGREE NOR DISAGREE	DISAGREE	STRONGLY DISAGREE	TOTAL
I feel connected with my school community	42.0% 34	50.6% 41	6.2% 5	1.2% 1	0.0% 0	81
I am able to collaborate with my peers (e.g. other school leaders)	42.0% 34	46.9% 38	7.4% 6	3.7% 3	0.0% 0	81
I am able to continue to collaborate with school-based staff	45.7% 37	53.1% 43	0.0% 0	1.2% 1	0.0% 0	81
In the last week, someone from my district/charter provided me with positive feedback	30.9% 25	40.7% 33	12.3% 10	8.6% 7	7.4% 6	81
In the last week, someone from my district/charter made me feel valued	30.9% 25	37.0% 30	18.5% 15	7.4% 6	6.2% 5	81

Q55 In the last week, how often did you check in with your supervisor or district/charter leader?

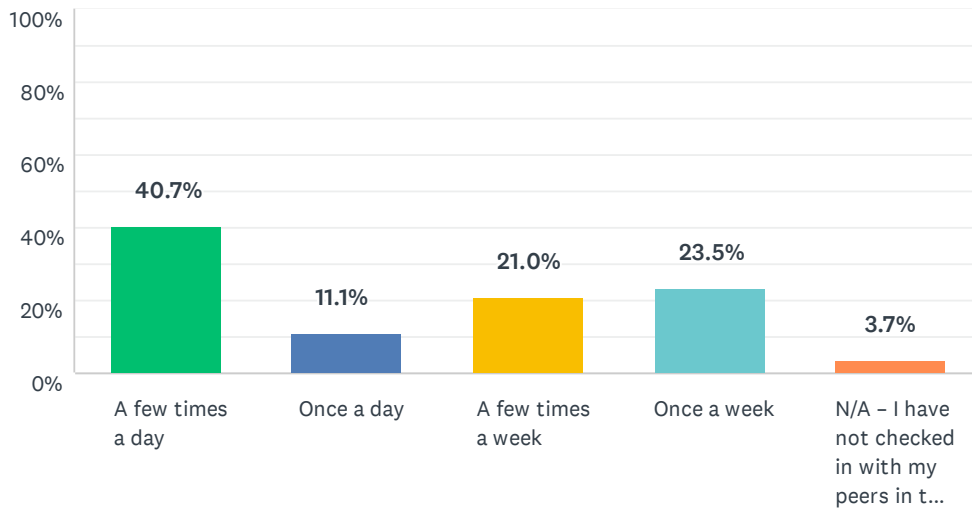
Answered: 81 Skipped: 63



ANSWER CHOICES	RESPONSES	
A few times a day	25.9%	21
Once a day	8.6%	7
A few times a week	25.9%	21
Once a week	29.6%	24
N/A – I have not checked in with my supervisor or district/charter leader in the last week	9.9%	8
TOTAL		81

Q56 In the last week, how often did you check in with one or more of your peers?

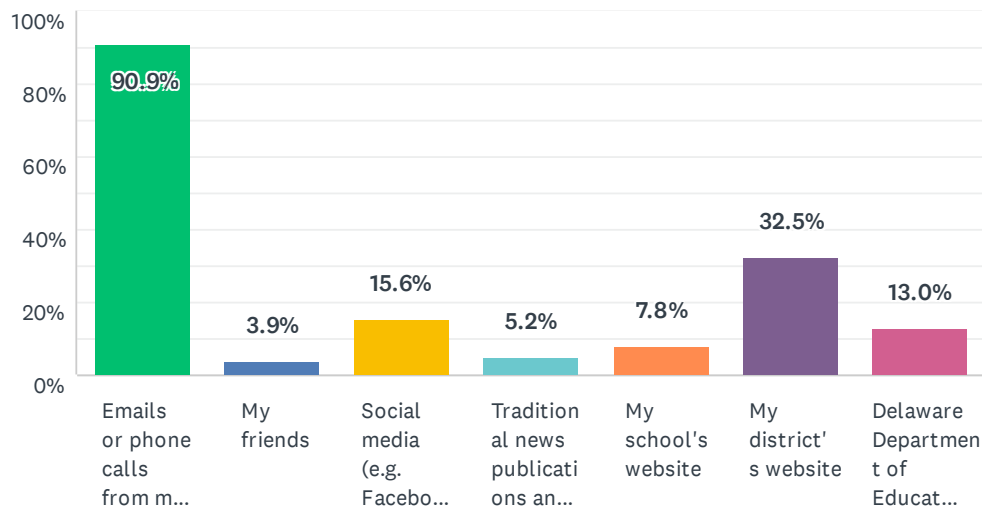
Answered: 81 Skipped: 63



ANSWER CHOICES	RESPONSES	
A few times a day	40.7%	33
Once a day	11.1%	9
A few times a week	21.0%	17
Once a week	23.5%	19
N/A – I have not checked in with my peers in the last week.	3.7%	3
TOTAL		81

Q60 Where are you getting most of your information about your district/charter's response to COVID-19? (select the top three)

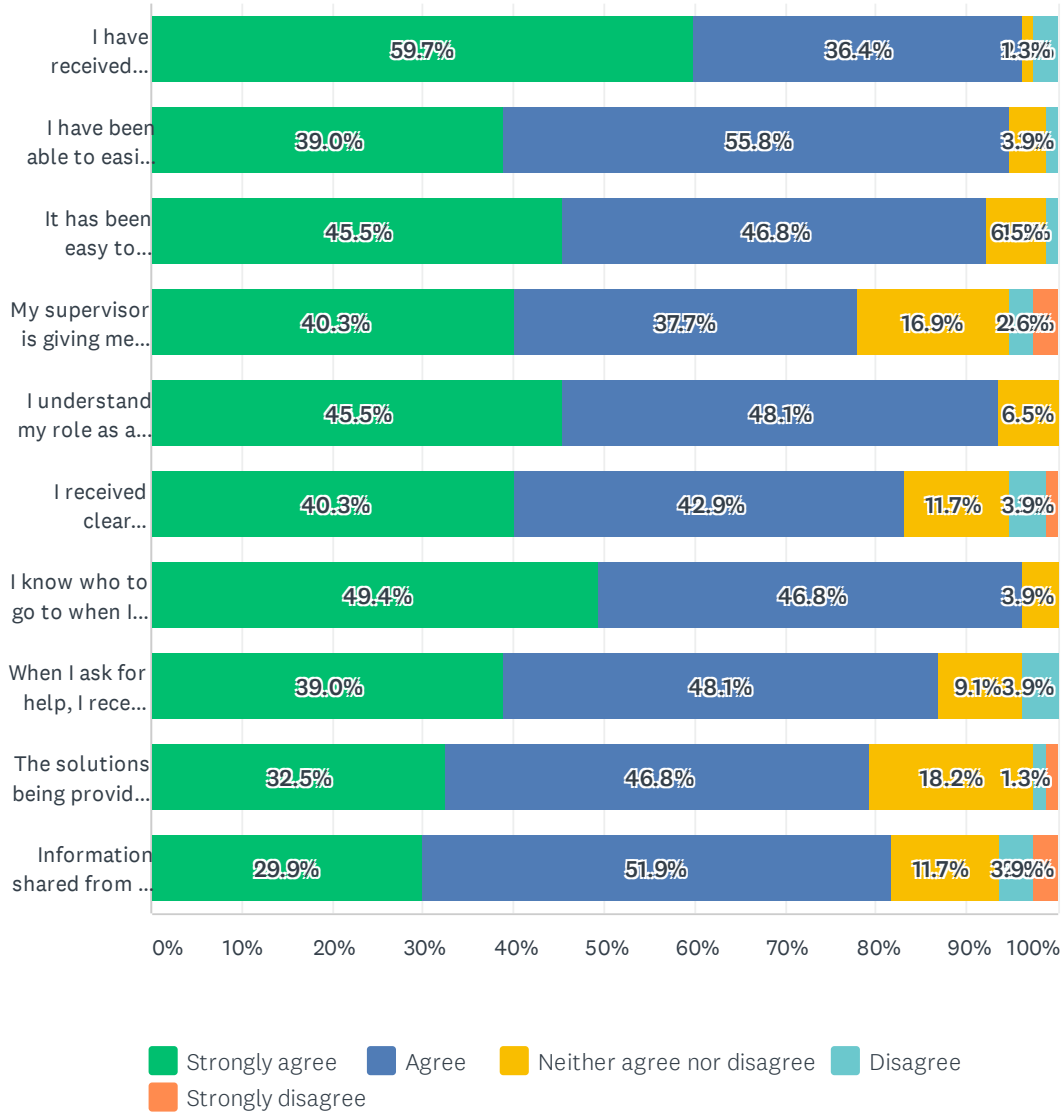
Answered: 77 Skipped: 67



ANSWER CHOICES	RESPONSES	
Emails or phone calls from my supervisor	90.9%	70
My friends	3.9%	3
Social media (e.g. Facebook, Snapchat, Twitter, Instagram, TikTok, Youtube)	15.6%	12
Traditional news publications and sources (e.g. TV news, newspapers)	5.2%	4
My school's website	7.8%	6
My district's website	32.5%	25
Delaware Department of Education's website	13.0%	10
Total Respondents: 77		

Q61 Please indicate your level of agreement with the following statements

Answered: 77 Skipped: 67

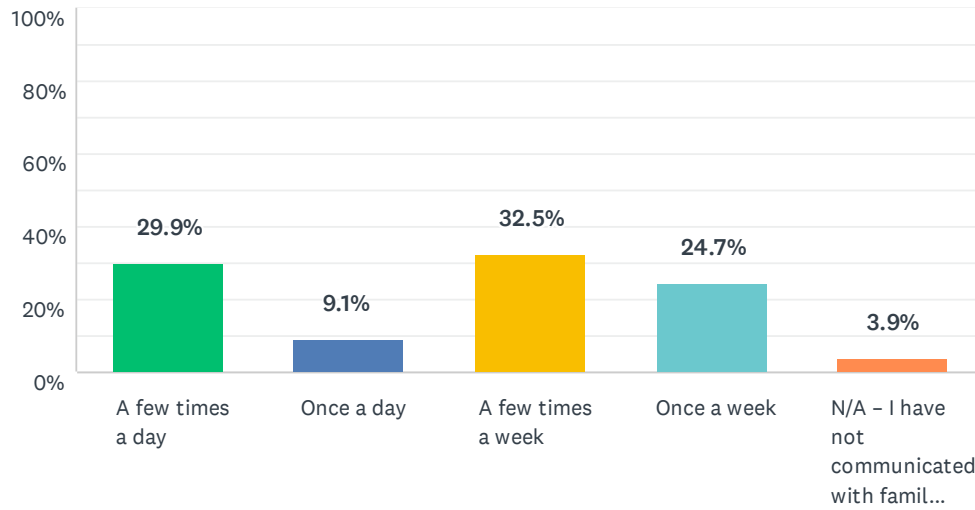


2021 Delaware Teaching and Learning Experiences Survey - School Leaders

	STRONGLY AGREE	AGREE	NEITHER AGREE NOR DISAGREE	DISAGREE	STRONGLY DISAGREE	TOTAL
I have received consistent messaging about the district/charter's response to COVID-19	59.7% 46	36.4% 28	1.3% 1	2.6% 2	0.0% 0	77
I have been able to easily communicate with students and families about their basic needs and resources	39.0% 30	55.8% 43	3.9% 3	1.3% 1	0.0% 0	77
It has been easy to communicate with my school community (e.g. district/charter leader, colleagues, teachers)	45.5% 35	46.8% 36	6.5% 5	1.3% 1	0.0% 0	77
My supervisor is giving me the support I need personally and professionally	40.3% 31	37.7% 29	16.9% 13	2.6% 2	2.6% 2	77
I understand my role as a school leader during this time of hybrid/remote learning	45.5% 35	48.1% 37	6.5% 5	0.0% 0	0.0% 0	77
I received clear expectations regarding my role from my supervisor	40.3% 31	42.9% 33	11.7% 9	3.9% 3	1.3% 1	77
I know who to go to when I need help related to work	49.4% 38	46.8% 36	3.9% 3	0.0% 0	0.0% 0	77
When I ask for help, I receive timely support	39.0% 30	48.1% 37	9.1% 7	3.9% 3	0.0% 0	77
The solutions being provided by the district/charter office meet the needs and context of my school	32.5% 25	46.8% 36	18.2% 14	1.3% 1	1.3% 1	77
Information shared from the district/charter office is coordinated and accessible	29.9% 23	51.9% 40	11.7% 9	3.9% 3	2.6% 2	77

Q62 In the last week, how often did you communicate with families?

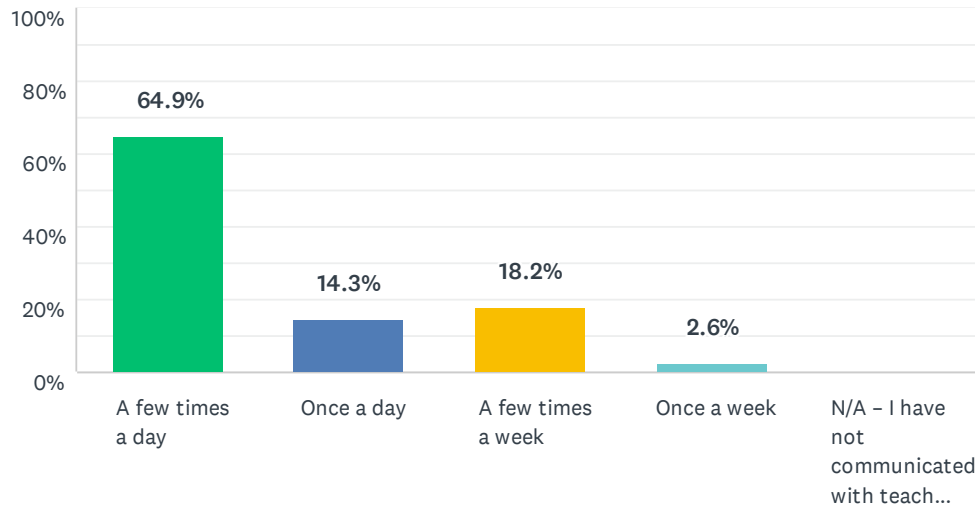
Answered: 77 Skipped: 67



ANSWER CHOICES	RESPONSES	
A few times a day	29.9%	23
Once a day	9.1%	7
A few times a week	32.5%	25
Once a week	24.7%	19
N/A – I have not communicated with families in the last week	3.9%	3
TOTAL		77

Q63 In the last week, how often did you communicate with teachers?

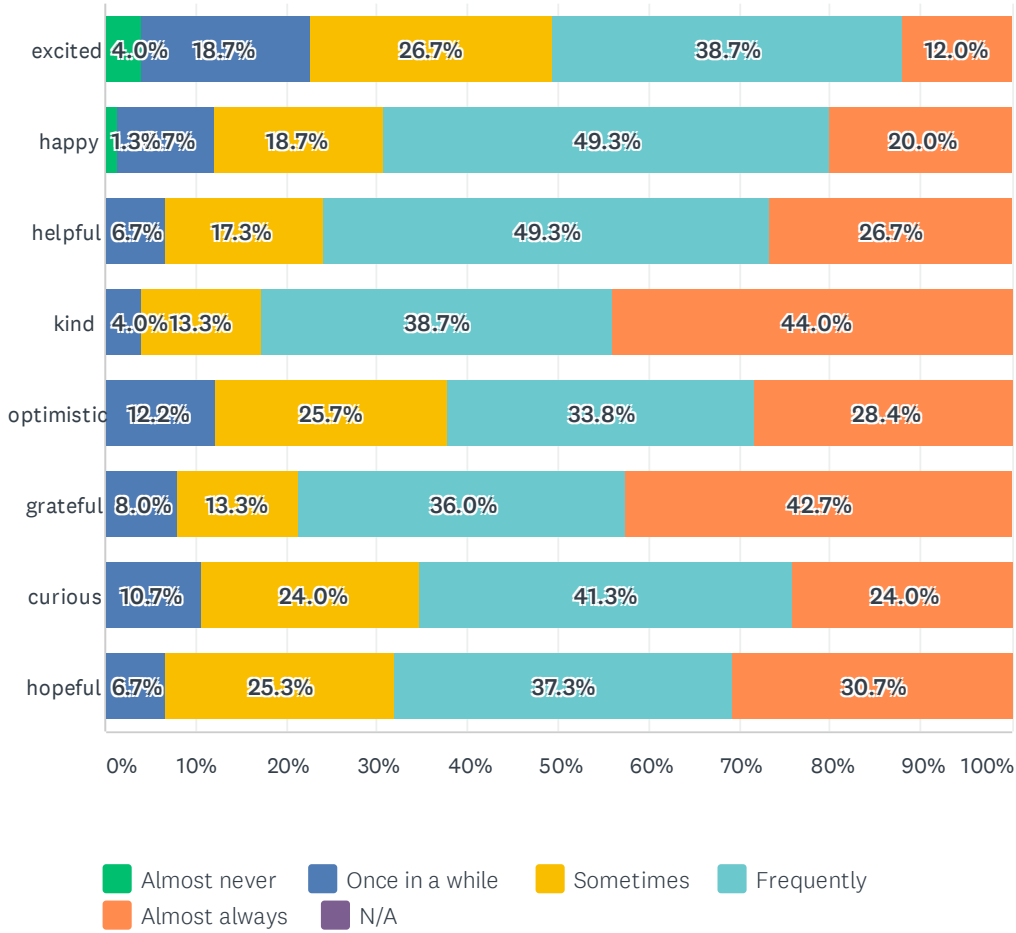
Answered: 77 Skipped: 67



ANSWER CHOICES	RESPONSES	
A few times a day	64.9%	50
Once a day	14.3%	11
A few times a week	18.2%	14
Once a week	2.6%	2
N/A – I have not communicated with teachers in the last week	0.0%	0
TOTAL		77

Q65 During the last week, how often did you feel _____?

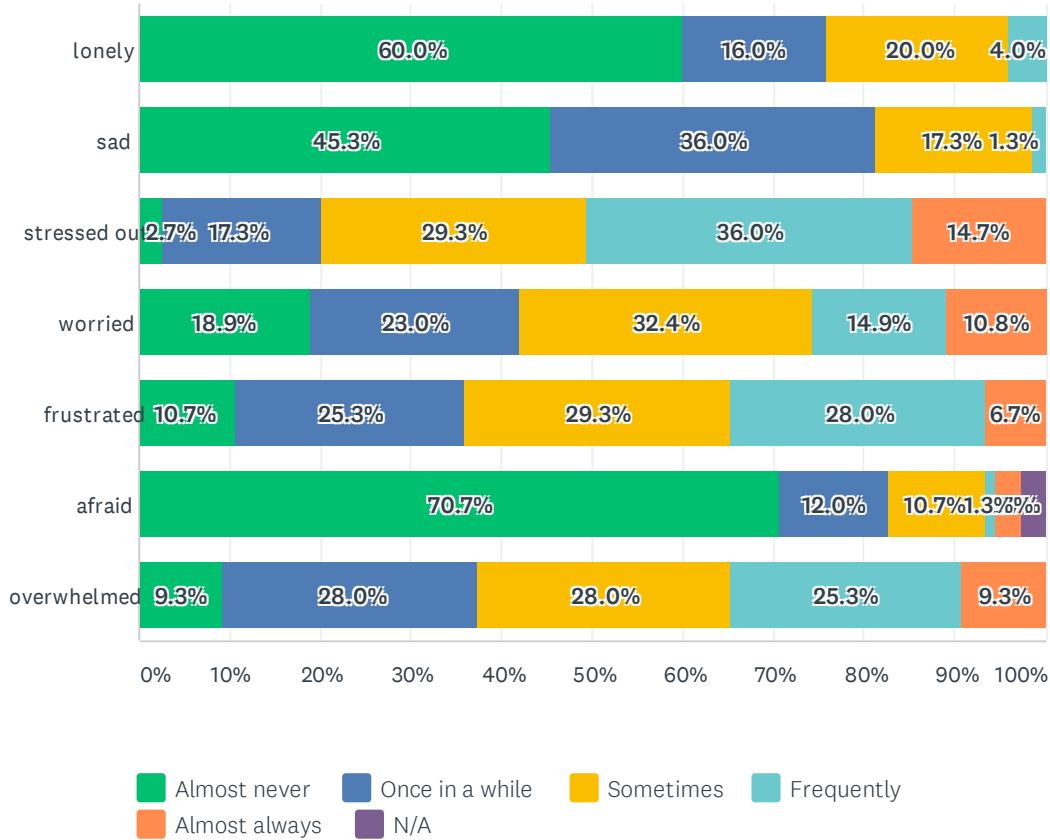
Answered: 75 Skipped: 69



	ALMOST NEVER	ONCE IN A WHILE	SOMETIMES	FREQUENTLY	ALMOST ALWAYS	N/A	TOTAL
excited	4.0% 3	18.7% 14	26.7% 20	38.7% 29	12.0% 9	0.0% 0	75
happy	1.3% 1	10.7% 8	18.7% 14	49.3% 37	20.0% 15	0.0% 0	75
helpful	0.0% 0	6.7% 5	17.3% 13	49.3% 37	26.7% 20	0.0% 0	75
kind	0.0% 0	4.0% 3	13.3% 10	38.7% 29	44.0% 33	0.0% 0	75
optimistic	0.0% 0	12.2% 9	25.7% 19	33.8% 25	28.4% 21	0.0% 0	74
grateful	0.0% 0	8.0% 6	13.3% 10	36.0% 27	42.7% 32	0.0% 0	75
curious	0.0% 0	10.7% 8	24.0% 18	41.3% 31	24.0% 18	0.0% 0	75
hopeful	0.0% 0	6.7% 5	25.3% 19	37.3% 28	30.7% 23	0.0% 0	75

Q66 During the last week, how often did you feel _____ ?

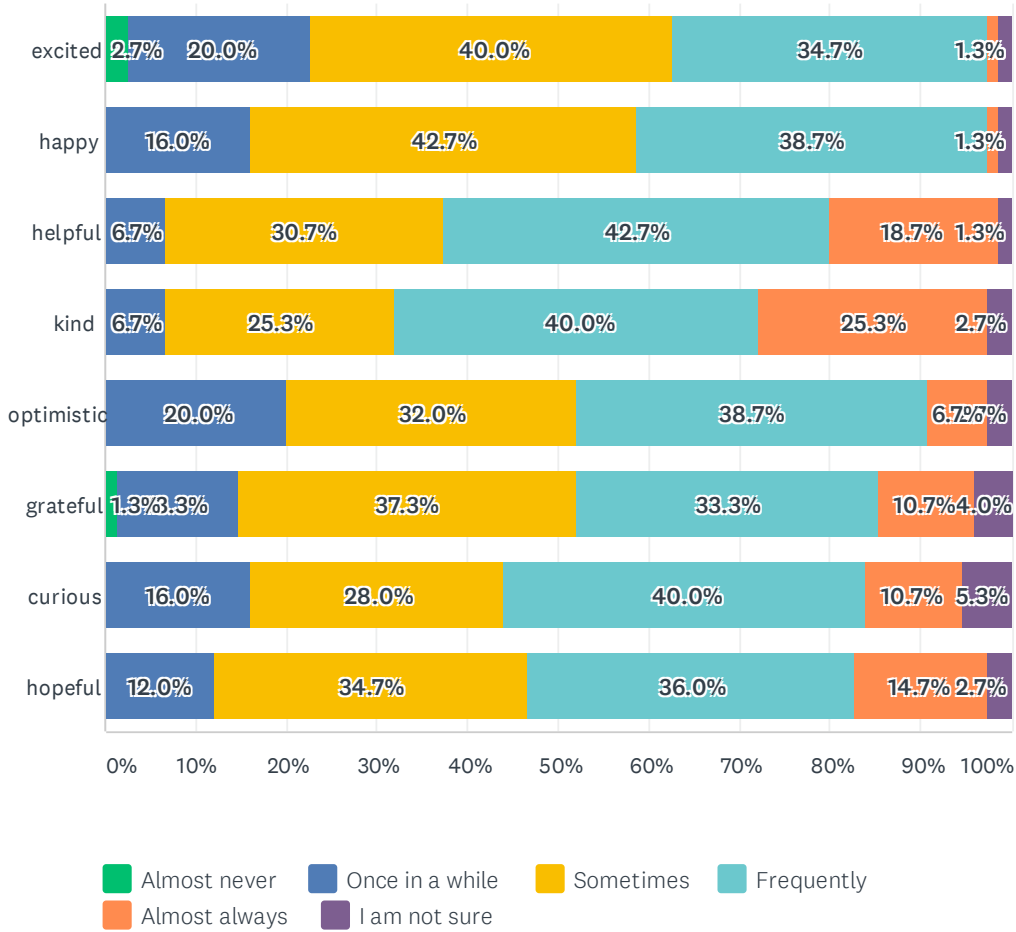
Answered: 75 Skipped: 69



	ALMOST NEVER	ONCE IN A WHILE	SOMETIMES	FREQUENTLY	ALMOST ALWAYS	N/A	TOTAL
lonely	60.0% 45	16.0% 12	20.0% 15	4.0% 3	0.0% 0	0.0% 0	75
sad	45.3% 34	36.0% 27	17.3% 13	1.3% 1	0.0% 0	0.0% 0	75
stressed out	2.7% 2	17.3% 13	29.3% 22	36.0% 27	14.7% 11	0.0% 0	75
worried	18.9% 14	23.0% 17	32.4% 24	14.9% 11	10.8% 8	0.0% 0	74
frustrated	10.7% 8	25.3% 19	29.3% 22	28.0% 21	6.7% 5	0.0% 0	75
afraid	70.7% 53	12.0% 9	10.7% 8	1.3% 1	2.7% 2	2.7% 2	75
overwhelmed	9.3% 7	28.0% 21	28.0% 21	25.3% 19	9.3% 7	0.0% 0	75

Q67 During the last week, how often did you feel that your teachers were _____?

Answered: 75 Skipped: 69

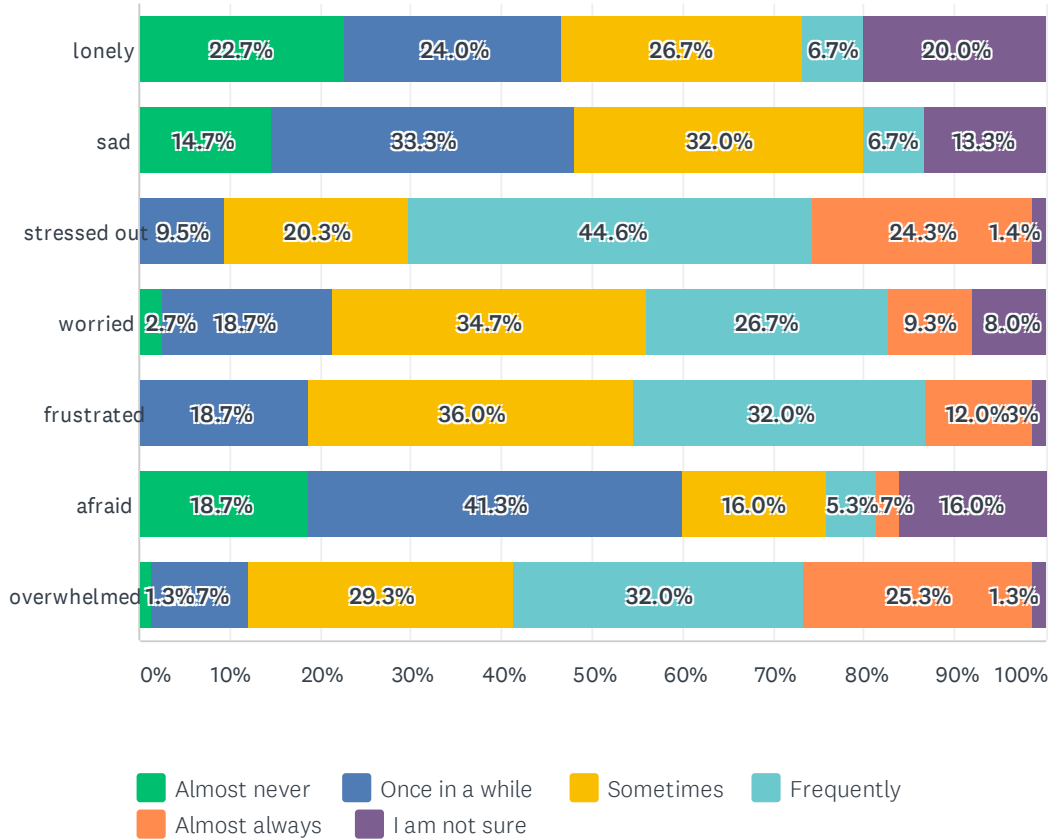


2021 Delaware Teaching and Learning Experiences Survey - School Leaders

	ALMOST NEVER	ONCE IN A WHILE	SOMETIMES	FREQUENTLY	ALMOST ALWAYS	I AM NOT SURE	TOTAL
excited	2.7% 2	20.0% 15	40.0% 30	34.7% 26	1.3% 1	1.3% 1	75
happy	0.0% 0	16.0% 12	42.7% 32	38.7% 29	1.3% 1	1.3% 1	75
helpful	0.0% 0	6.7% 5	30.7% 23	42.7% 32	18.7% 14	1.3% 1	75
kind	0.0% 0	6.7% 5	25.3% 19	40.0% 30	25.3% 19	2.7% 2	75
optimistic	0.0% 0	20.0% 15	32.0% 24	38.7% 29	6.7% 5	2.7% 2	75
grateful	1.3% 1	13.3% 10	37.3% 28	33.3% 25	10.7% 8	4.0% 3	75
curious	0.0% 0	16.0% 12	28.0% 21	40.0% 30	10.7% 8	5.3% 4	75
hopeful	0.0% 0	12.0% 9	34.7% 26	36.0% 27	14.7% 11	2.7% 2	75

Q68 During the last week, how often did you feel that your teachers were _____?

Answered: 75 Skipped: 69



	ALMOST NEVER	ONCE IN A WHILE	SOMETIMES	FREQUENTLY	ALMOST ALWAYS	I AM NOT SURE	TOTAL
lonely	22.7% 17	24.0% 18	26.7% 20	6.7% 5	0.0% 0	20.0% 15	75
sad	14.7% 11	33.3% 25	32.0% 24	6.7% 5	0.0% 0	13.3% 10	75
stressed out	0.0% 0	9.5% 7	20.3% 15	44.6% 33	24.3% 18	1.4% 1	74
worried	2.7% 2	18.7% 14	34.7% 26	26.7% 20	9.3% 7	8.0% 6	75
frustrated	0.0% 0	18.7% 14	36.0% 27	32.0% 24	12.0% 9	1.3% 1	75
afraid	18.7% 14	41.3% 31	16.0% 12	5.3% 4	2.7% 2	16.0% 12	75
overwhelmed	1.3% 1	10.7% 8	29.3% 22	32.0% 24	25.3% 19	1.3% 1	75