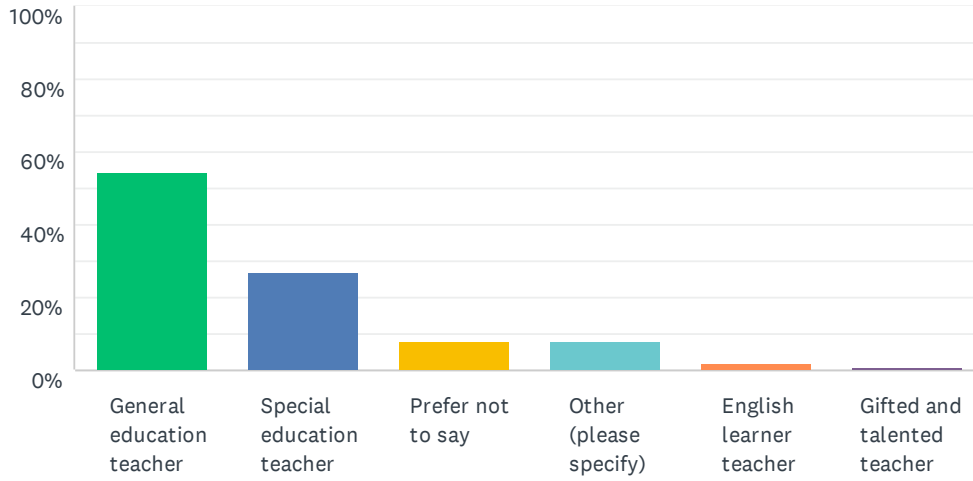


Q20 What is your role in the district?

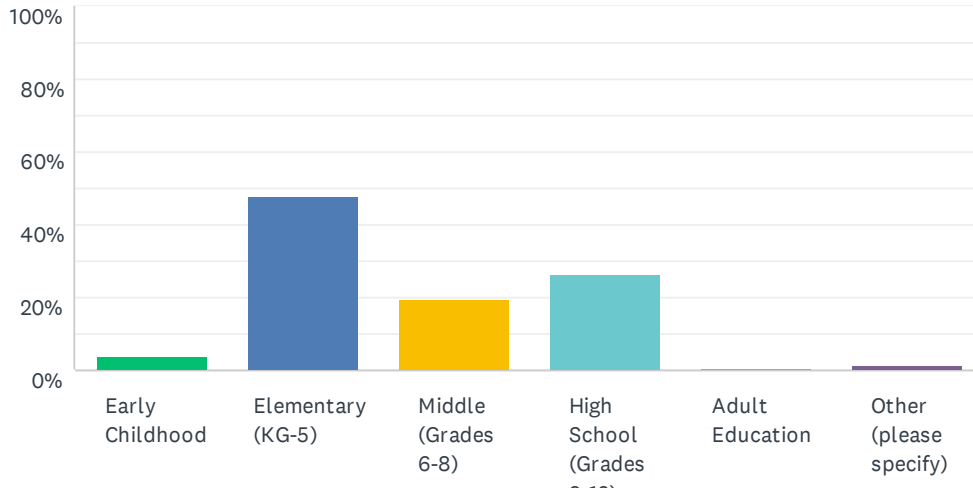
Answered: 3,598 Skipped: 0



| ANSWER CHOICES | RESPONSES | |
|-----------------------------|-----------|--------------|
| General education teacher | 54% | 1,952 |
| Special education teacher | 27% | 963 |
| Prefer not to say | 8% | 291 |
| Other (please specify) | 8% | 288 |
| English learner teacher | 2% | 71 |
| Gifted and talented teacher | 1% | 33 |
| TOTAL | | 3,598 |

Q21 What grade level do you primarily teach?

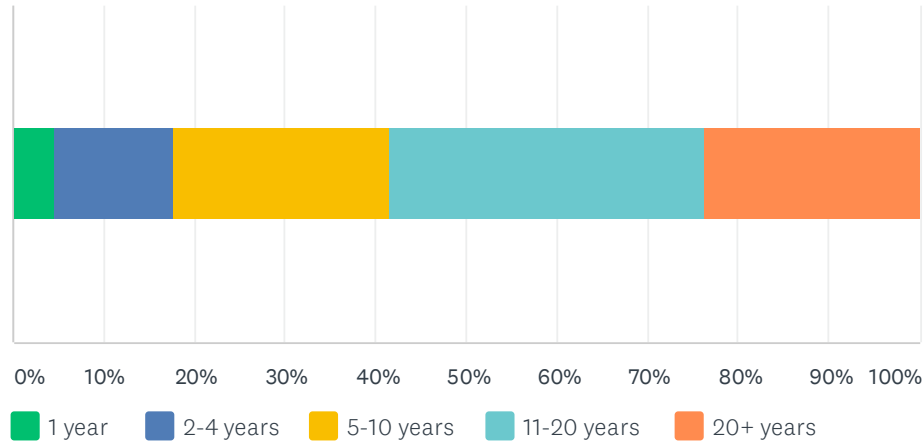
Answered: 3,598 Skipped: 0



| ANSWER CHOICES | RESPONSES | |
|---------------------------|-----------|--------------|
| Early Childhood | 4% | 146 |
| Elementary (KG-5) | 48% | 1,719 |
| Middle (Grades 6-8) | 20% | 706 |
| High School (Grades 9-12) | 27% | 954 |
| Adult Education | 0% | 16 |
| Other (please specify) | 2% | 57 |
| TOTAL | | 3,598 |

Q22 How many years have you been employed as a teacher?

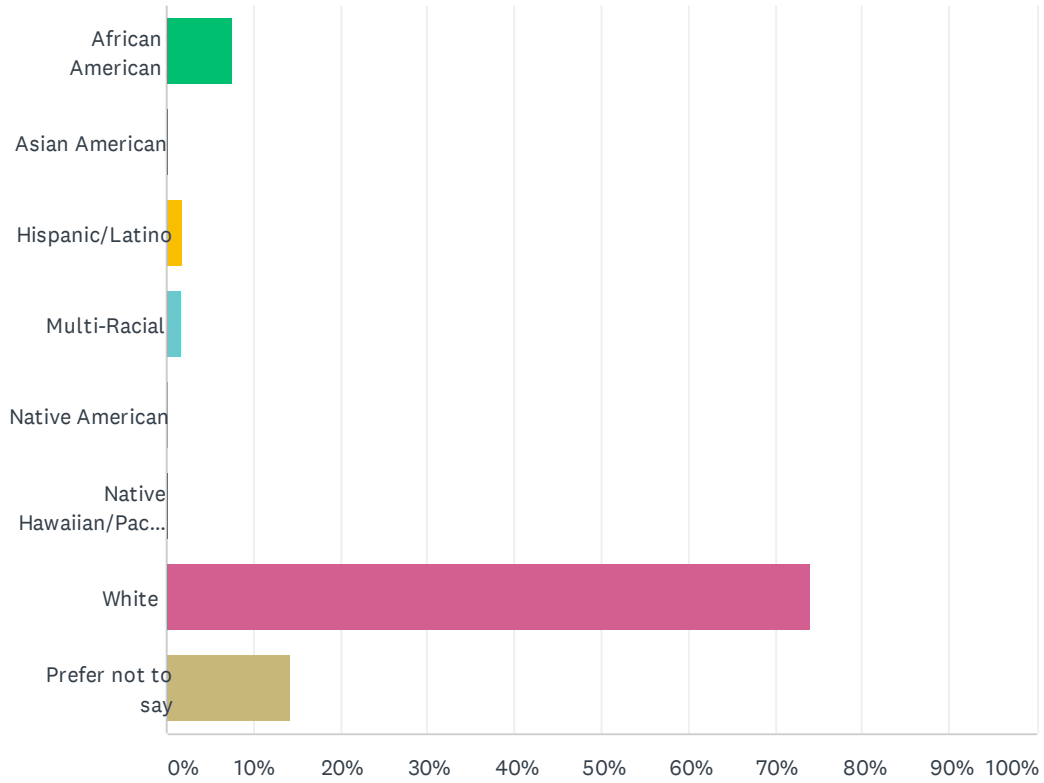
Answered: 3,598 Skipped: 0



| ANSWER CHOICES | RESPONSES | |
|----------------|-----------|--------------|
| 1 year | 5% | 169 |
| 2-4 years | 13% | 468 |
| 5-10 years | 24% | 858 |
| 11-20 years | 35% | 1,247 |
| 20+ years | 24% | 856 |
| TOTAL | | 3,598 |

Q23 What is your race/ethnicity?

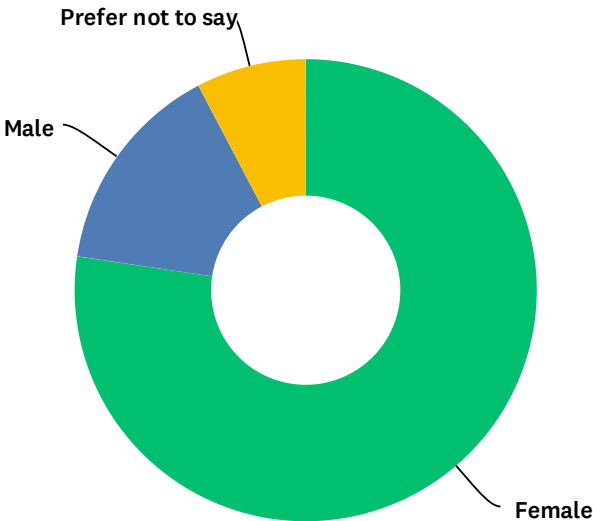
Answered: 3,598 Skipped: 0



| ANSWER CHOICES | RESPONSES | |
|----------------------------------|-----------|--------------|
| African American | 7% | 269 |
| Asian American | 0% | 11 |
| Hispanic/Latino | 2% | 67 |
| Multi-Racial | 2% | 60 |
| Native American | 0% | 4 |
| Native Hawaiian/Pacific Islander | 0% | 5 |
| White | 74% | 2,668 |
| Prefer not to say | 14% | 514 |
| TOTAL | | 3,598 |

Q24 What is your gender?

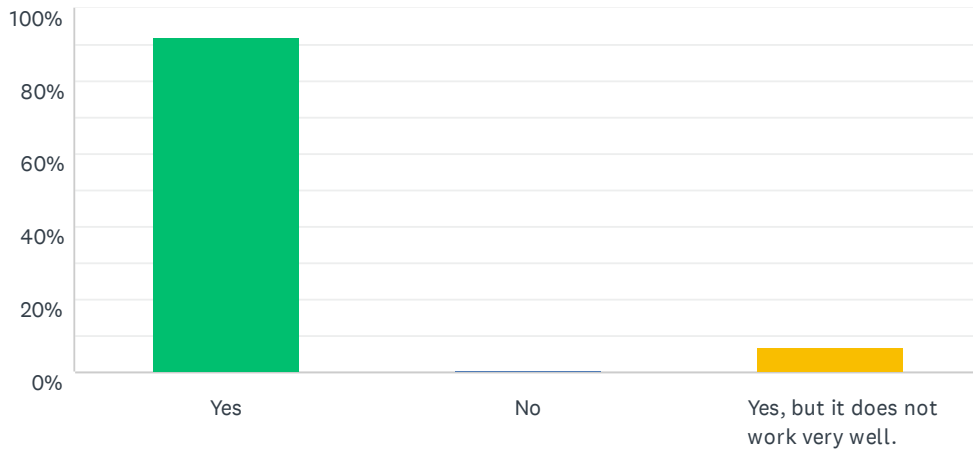
Answered: 3,598 Skipped: 0



| ANSWER CHOICES | RESPONSES | |
|-------------------|-----------|-------|
| Female | 77% | 2,783 |
| Male | 15% | 539 |
| Prefer not to say | 8% | 276 |
| TOTAL | | 3,598 |

Q25 Do you have internet access at home?

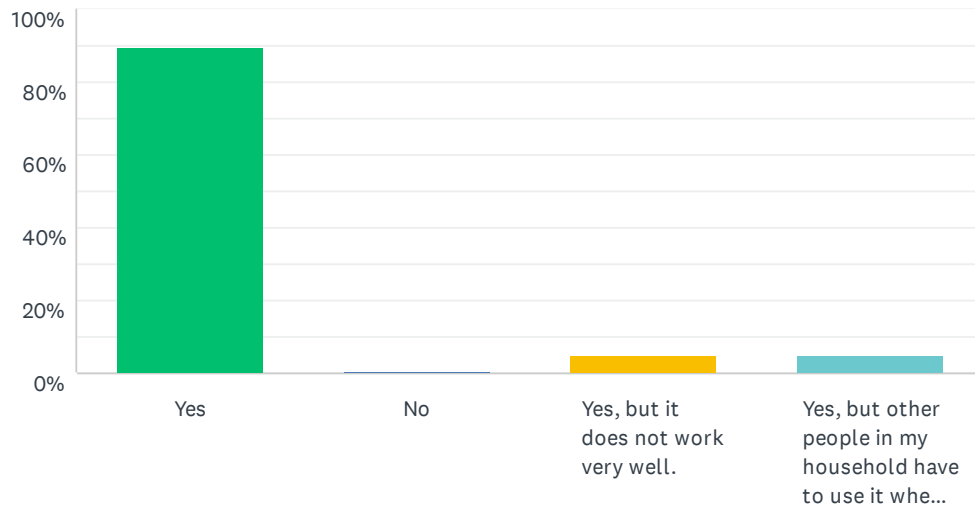
Answered: 3,502 Skipped: 96



| ANSWER CHOICES | RESPONSES | |
|--------------------------------------|-----------|--------------|
| Yes | 92% | 3,230 |
| No | 1% | 26 |
| Yes, but it does not work very well. | 7% | 246 |
| TOTAL | | 3,502 |

Q26 Do you have access to a computer or device (other than a smartphone) that you can use to deliver instruction?

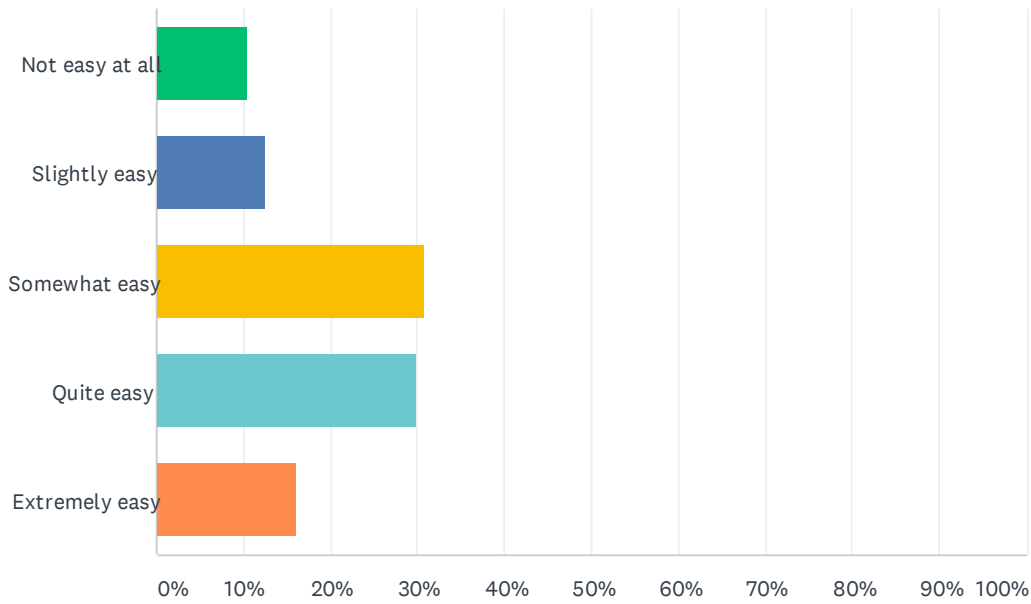
Answered: 3,502 Skipped: 96



| ANSWER CHOICES | RESPONSES | |
|--|-----------|--------------|
| Yes | 90% | 3,136 |
| No | 1% | 22 |
| Yes, but it does not work very well. | 5% | 176 |
| Yes, but other people in my household have to use it when I need it. | 5% | 168 |
| TOTAL | | 3,502 |

Q27 How easy is it for you to use and deliver instruction via remote learning tools (video calls, Google Classroom, Schoology, etc.)?

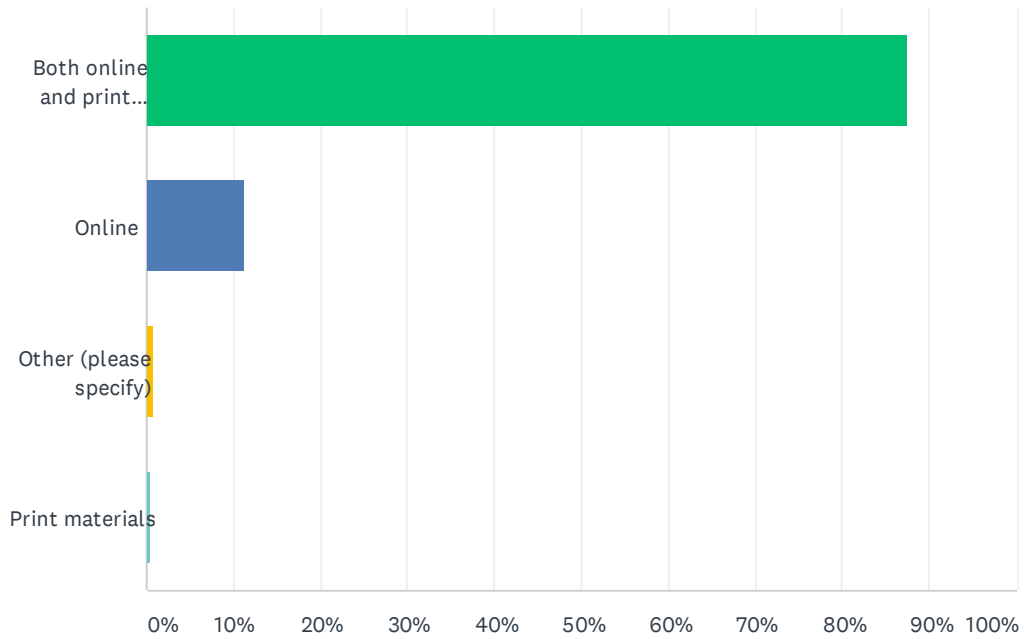
Answered: 3,502 Skipped: 96



| ANSWER CHOICES | RESPONSES | |
|-----------------|-----------|-------|
| Not easy at all | 11% | 369 |
| Slightly easy | 13% | 442 |
| Somewhat easy | 31% | 1,078 |
| Quite easy | 30% | 1,050 |
| Extremely easy | 16% | 563 |
| TOTAL | | 3,502 |

Q28 In what ways is your school delivering remote learning?

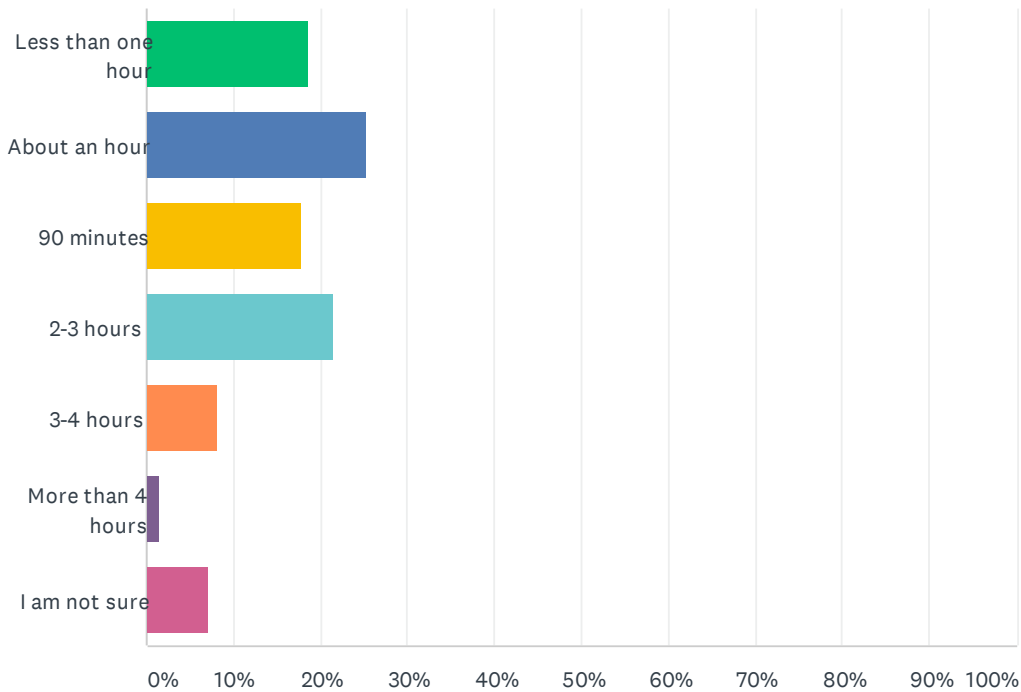
Answered: 3,502 Skipped: 96



| ANSWER CHOICES | RESPONSES | |
|---------------------------------|-----------|--------------|
| Both online and print materials | 88% | 3,066 |
| Online | 11% | 396 |
| Other (please specify) | 1% | 29 |
| Print materials | 0% | 11 |
| TOTAL | | 3,502 |

Q29 Across all your classes, how much time do you expect your students to devote to learning/completing schoolwork each day?

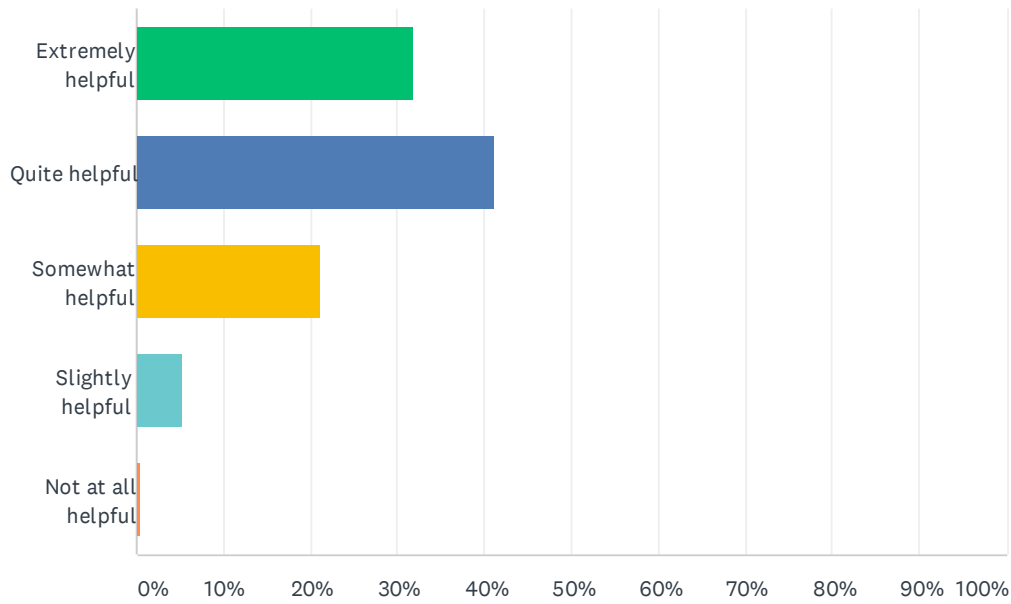
Answered: 3,211 Skipped: 387



| ANSWER CHOICES | RESPONSES | |
|--------------------|-----------|--------------|
| Less than one hour | 19% | 598 |
| About an hour | 25% | 812 |
| 90 minutes | 18% | 573 |
| 2-3 hours | 22% | 693 |
| 3-4 hours | 8% | 264 |
| More than 4 hours | 1% | 45 |
| I am not sure | 7% | 226 |
| TOTAL | | 3,211 |

Q30 How helpful have you been in supporting your student's academic needs?

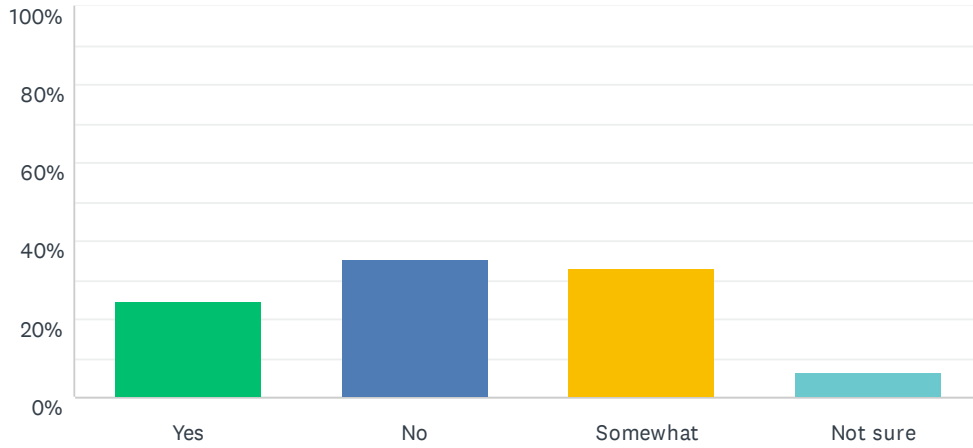
Answered: 3,211 Skipped: 387



| ANSWER CHOICES | RESPONSES | |
|--------------------|-----------|--------------|
| Extremely helpful | 32% | 1,024 |
| Quite helpful | 41% | 1,323 |
| Somewhat helpful | 21% | 677 |
| Slightly helpful | 5% | 171 |
| Not at all helpful | 0% | 16 |
| TOTAL | | 3,211 |

Q31 Have you remained as effective in your role during remote learning as you were before?

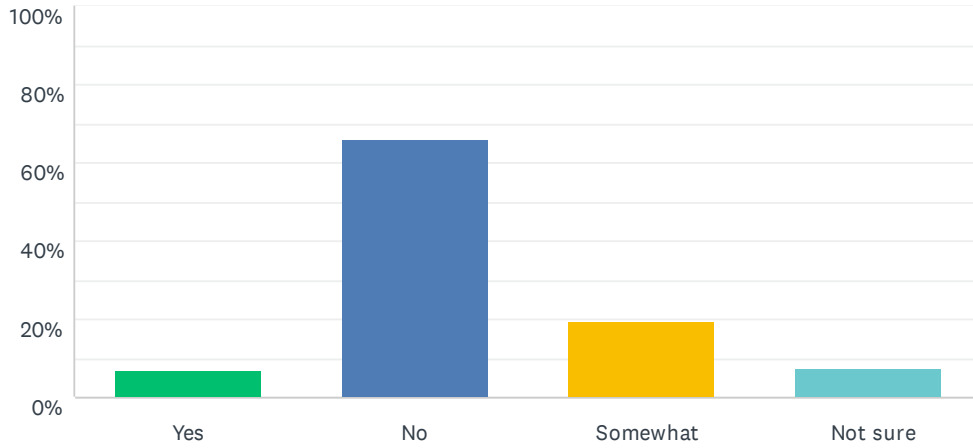
Answered: 3,211 Skipped: 387



| ANSWER CHOICES | RESPONSES | |
|----------------|-----------|--------------|
| Yes | 25% | 795 |
| No | 36% | 1,140 |
| Somewhat | 33% | 1,062 |
| Not sure | 7% | 214 |
| TOTAL | | 3,211 |

Q32 Are your students learning as much now as they were prior to switching to remote learning?

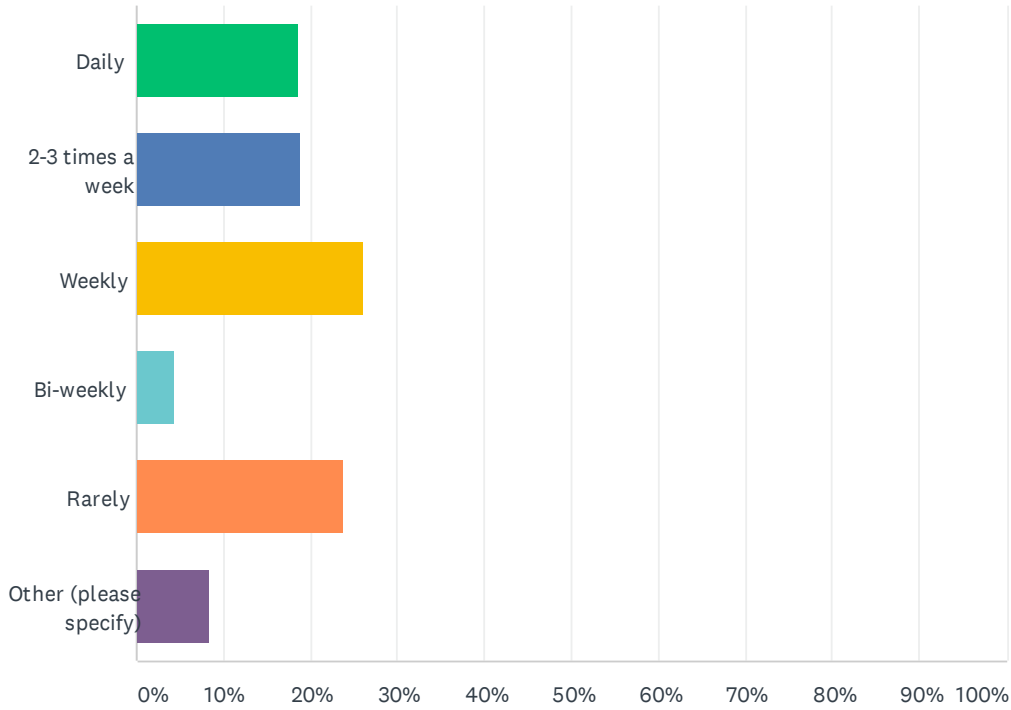
Answered: 3,211 Skipped: 387



| ANSWER CHOICES | RESPONSES | |
|----------------|-----------|--------------|
| Yes | 7% | 228 |
| No | 66% | 2,118 |
| Somewhat | 19% | 623 |
| Not sure | 8% | 242 |
| TOTAL | | 3,211 |

Q33 How often do you provide opportunities for students to collaborate?

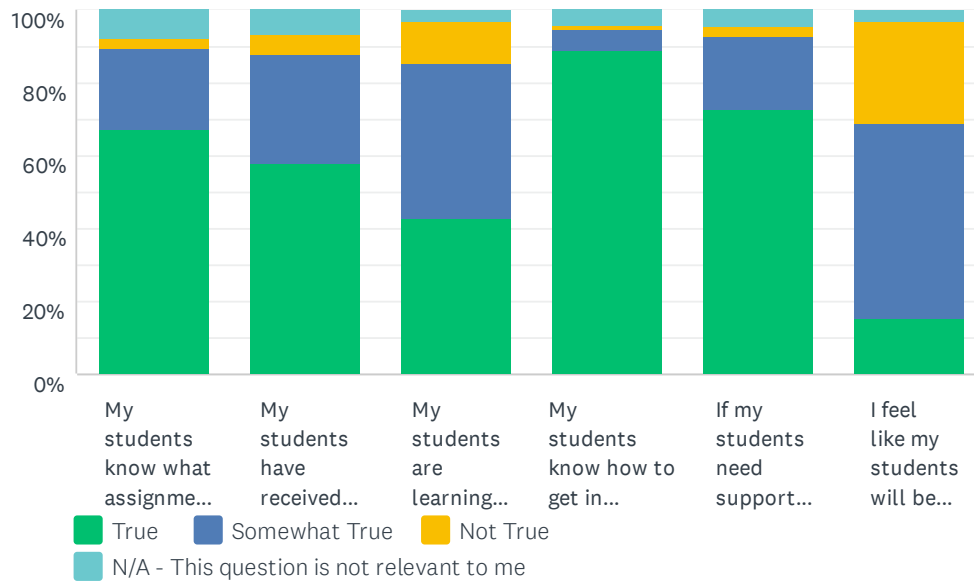
Answered: 3,211 Skipped: 387



| ANSWER CHOICES | RESPONSES | |
|------------------------|-----------|--------------|
| Daily | 19% | 600 |
| 2-3 times a week | 19% | 602 |
| Weekly | 26% | 838 |
| Bi-weekly | 4% | 138 |
| Rarely | 24% | 767 |
| Other (please specify) | 8% | 266 |
| TOTAL | | 3,211 |

Q34 Please tell us how true the following statements are for your students.

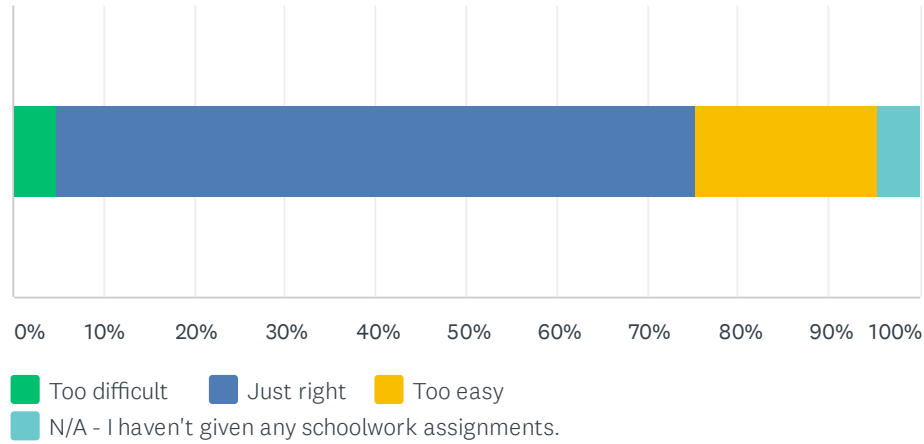
Answered: 3,211 Skipped: 387



| | TRUE | SOMEWHAT TRUE | NOT TRUE | N/A - THIS QUESTION IS NOT RELEVANT TO ME | TOTAL |
|---|--------------|---------------|------------|---|-------|
| My students know what assignments they should be focused on | 68% 2,168 | 22% 708 | 3% 99 | 7% 233 | 3,208 |
| My students have received enough instruction from me to complete their assignments | 58% 1,858 | 30% 962 | 6% 186 | 6% 204 | 3,210 |
| My students are learning new things even while at home | 43% 1,375 | 43% 1,363 | 12% 369 | 3% 98 | 3,205 |
| My students know how to get in touch with me | 89% 2,843 | 6% 195 | 1% 29 | 4% 131 | 3,198 |
| If my students need support with learning, they know who to contact and how to get in touch with them | 73% 2,340 | 20% 638 | 2% 75 | 5% 151 | 3,204 |
| I feel like my students will be prepared for the next school year | 16% 500 | 53% 1,707 | 28% 908 | 3% 91 | 3,206 |

Q35 Tell us about the difficulty of schoolwork assignments (since remote learning started). Overall, my schoolwork assignments have been:

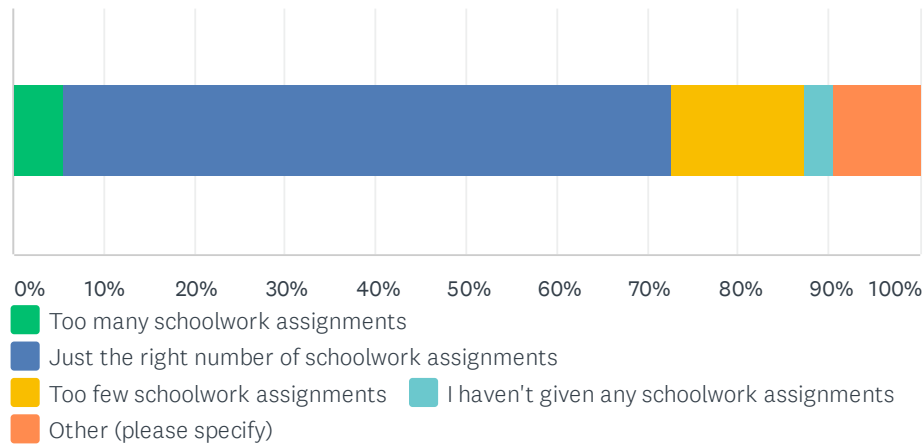
Answered: 3,211 Skipped: 387



| ANSWER CHOICES | RESPONSES | |
|---|-----------|--------------|
| Too difficult | 5% | 157 |
| Just right | 70% | 2,263 |
| Too easy | 20% | 640 |
| N/A - I haven't given any schoolwork assignments. | 5% | 151 |
| TOTAL | | 3,211 |

Q36 Tell us about the amount of schoolwork you have assigned. Overall, there have been:

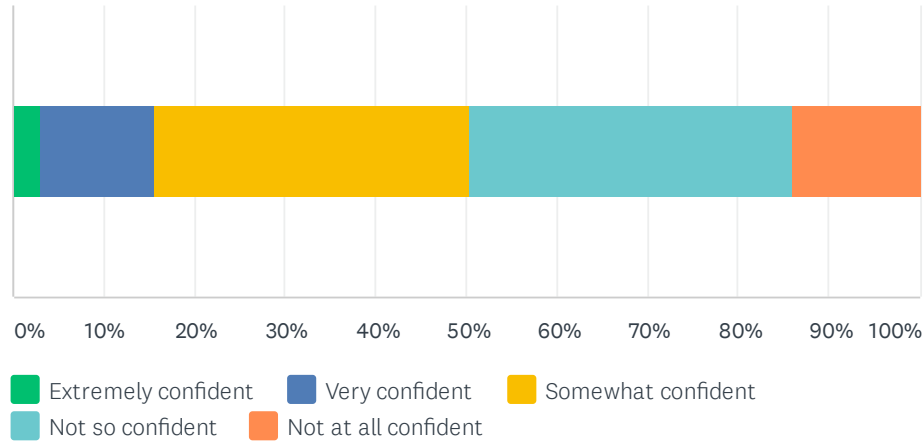
Answered: 3,211 Skipped: 387



| ANSWER CHOICES | RESPONSES | |
|---|-----------|--------------|
| Too many schoolwork assignments | 6% | 178 |
| Just the right number of schoolwork assignments | 67% | 2,156 |
| Too few schoolwork assignments | 15% | 468 |
| I haven't given any schoolwork assignments | 3% | 108 |
| Other (please specify) | 9% | 301 |
| TOTAL | | 3,211 |

Q37 For your students who need the most academic support, how confident are you that you can help those students in a remote learning setting?

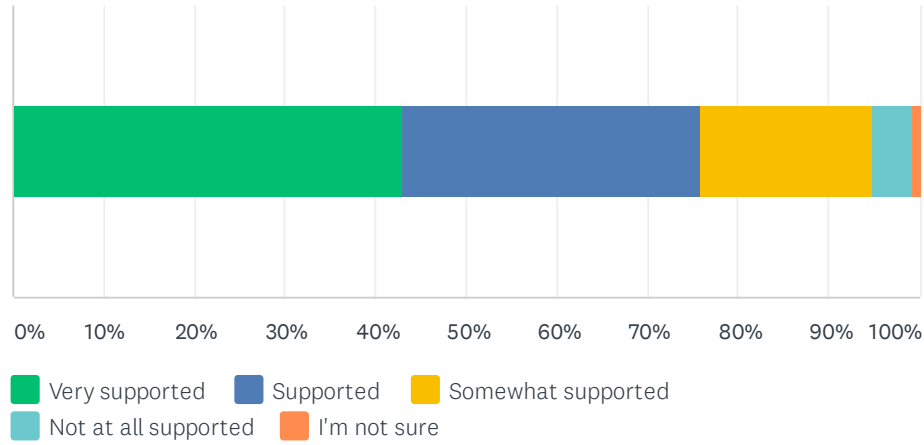
Answered: 3,211 Skipped: 387



| ANSWER CHOICES | RESPONSES | |
|----------------------|-----------|--------------|
| Extremely confident | 3% | 98 |
| Very confident | 13% | 407 |
| Somewhat confident | 35% | 1,112 |
| Not so confident | 36% | 1,141 |
| Not at all confident | 14% | 453 |
| TOTAL | | 3,211 |

Q39 How supported do you feel by your school leader(s)?

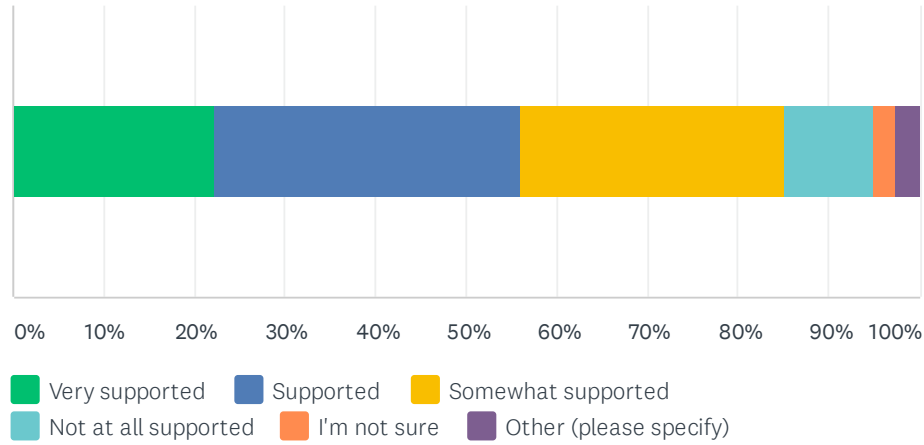
Answered: 3,013 Skipped: 585



| ANSWER CHOICES | RESPONSES | |
|----------------------|-----------|--------------|
| Very supported | 43% | 1,296 |
| Supported | 33% | 990 |
| Somewhat supported | 19% | 567 |
| Not at all supported | 4% | 135 |
| I'm not sure | 1% | 25 |
| TOTAL | | 3,013 |

Q40 How supported do you feel by your district leaders?

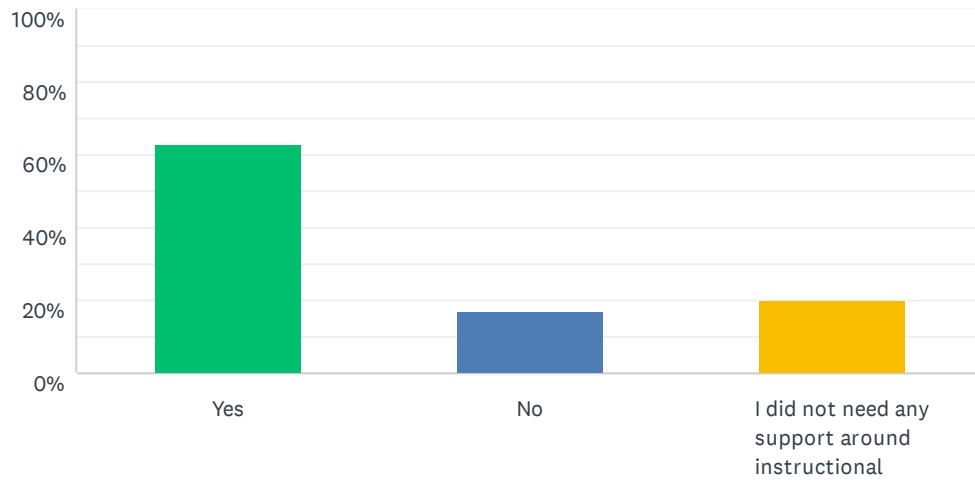
Answered: 3,013 Skipped: 585



| ANSWER CHOICES | RESPONSES | |
|------------------------|-----------|--------------|
| Very supported | 22% | 669 |
| Supported | 34% | 1,016 |
| Somewhat supported | 29% | 883 |
| Not at all supported | 10% | 293 |
| I'm not sure | 2% | 71 |
| Other (please specify) | 3% | 81 |
| TOTAL | | 3,013 |

Q41 Did you receive enough support from the instructional technology personnel?

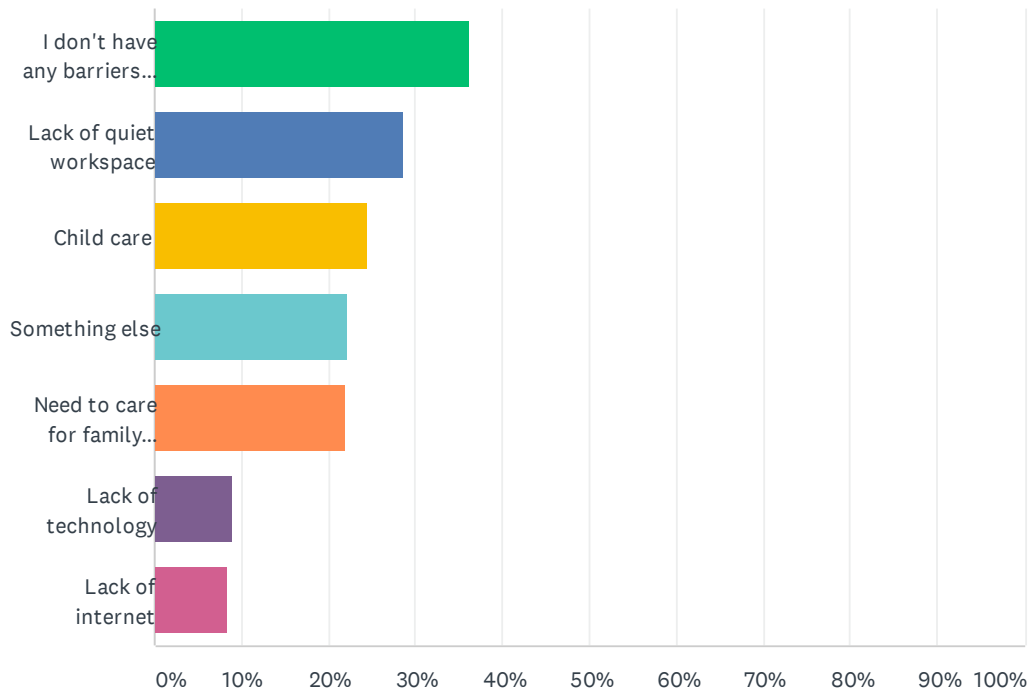
Answered: 3,013 Skipped: 585



| ANSWER CHOICES | RESPONSES | |
|--|-----------|--------------|
| Yes | 63% | 1,902 |
| No | 17% | 513 |
| I did not need any support around instructional technology | 20% | 598 |
| TOTAL | | 3,013 |

Q42 What is your biggest barrier in effectively working from home? (select up to three)

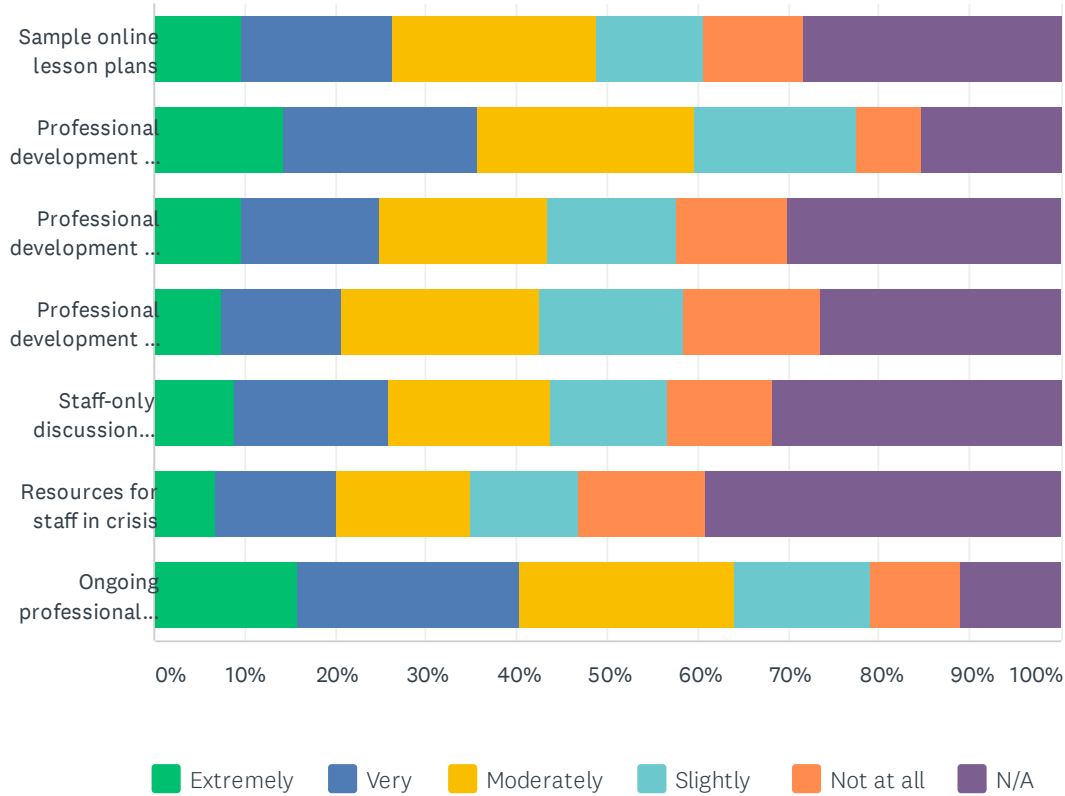
Answered: 3,013 Skipped: 585



| ANSWER CHOICES | RESPONSES | |
|-------------------------------------|-----------|-------|
| I don't have any barriers right now | 36% | 1,088 |
| Lack of quiet workspace | 29% | 864 |
| Child care | 24% | 737 |
| Something else | 22% | 667 |
| Need to care for family members | 22% | 663 |
| Lack of technology | 9% | 270 |
| Lack of internet | 8% | 254 |
| Total Respondents: 3,013 | | |

Q43 How useful were the resources and supports provided to you?

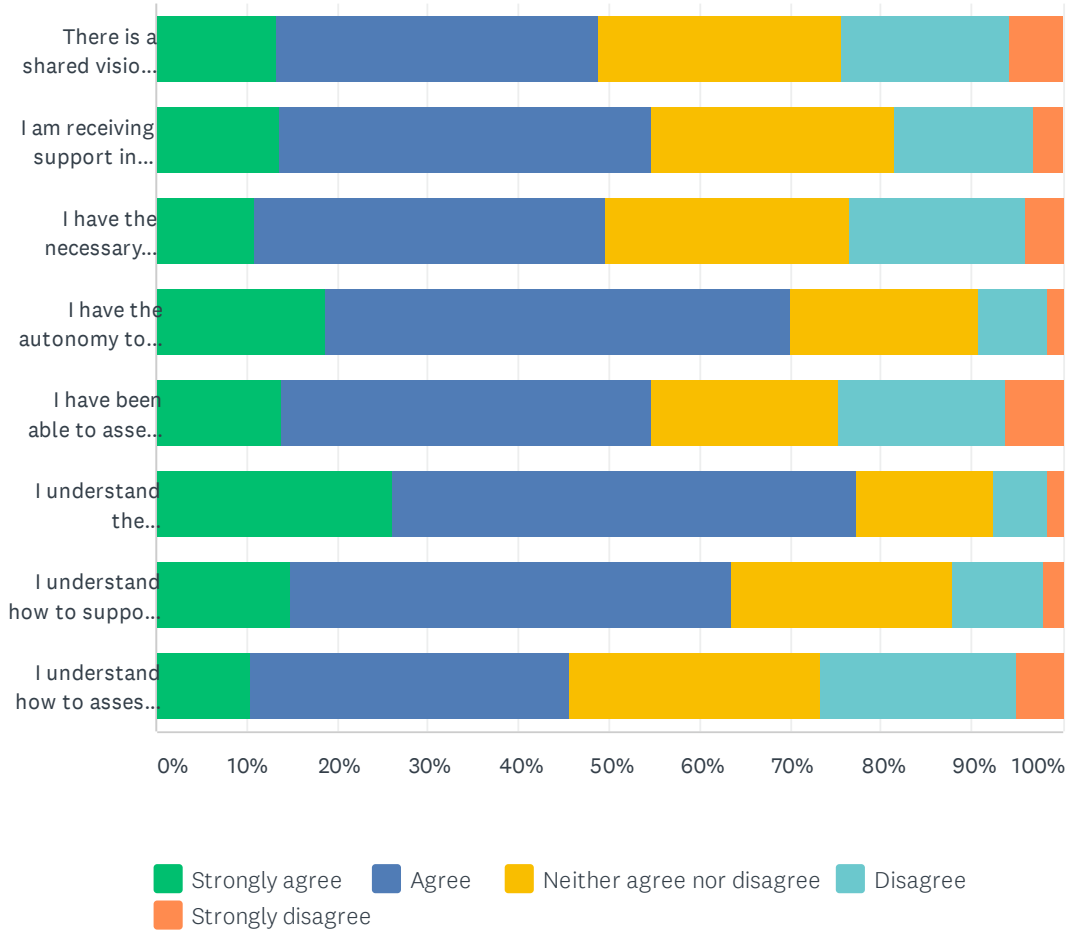
Answered: 3,013 Skipped: 585



| | EXTREMELY | VERY | MODERATELY | SLIGHTLY | NOT AT ALL | N/A | TOTAL |
|--|------------|------------|------------|------------|------------|--------------|-------|
| Sample online lesson plans | 10% 289 | 17% 505 | 23% 679 | 12% 356 | 11% 333 | 28% 851 | 3,013 |
| Professional development on how to use online platforms | 14% 428 | 21% 647 | 24% 724 | 18% 536 | 7% 217 | 15% 461 | 3,013 |
| Professional development on converting offline materials into online resources | 10% 288 | 15% 460 | 19% 561 | 14% 426 | 12% 373 | 30% 905 | 3,013 |
| Professional development on engaging students through remote learning | 7% 225 | 13% 397 | 22% 663 | 16% 473 | 15% 457 | 26% 798 | 3,013 |
| Staff-only discussion boards to receive peer support and advice | 9% 268 | 17% 512 | 18% 538 | 13% 389 | 12% 352 | 32% 954 | 3,013 |
| Resources for staff in crisis | 7% 207 | 13% 397 | 15% 450 | 12% 358 | 14% 422 | 39% 1,179 | 3,013 |
| Ongoing professional learning communities (PLCs) | 16% 479 | 24% 738 | 24% 713 | 15% 455 | 10% 296 | 11% 332 | 3,013 |

Q44 Please indicate your level of agreement with the following statements (since remote learning started)

Answered: 3,013 Skipped: 585

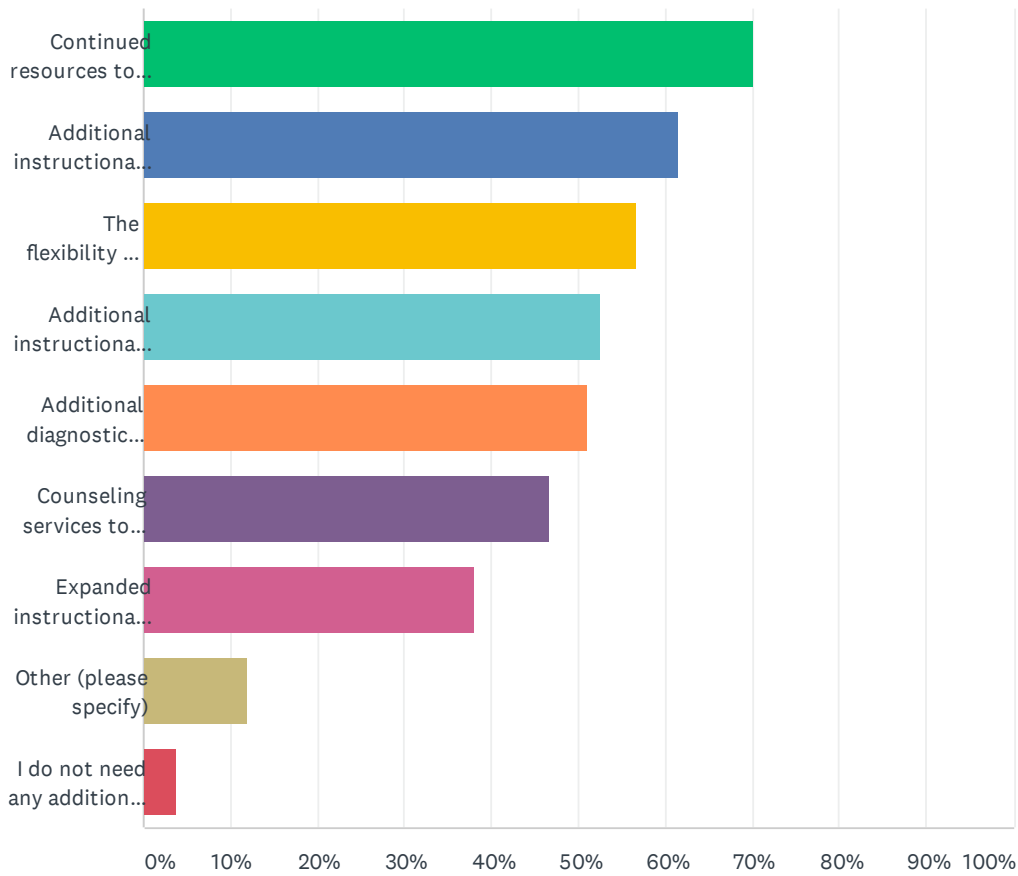


Delaware School Reopening Survey - Teachers

| | STRONGLY AGREE | AGREE | NEITHER AGREE NOR DISAGREE | DISAGREE | STRONGLY DISAGREE | TOTAL |
|--|-----------------------|--------------|-----------------------------------|-----------------|--------------------------|--------------|
| There is a shared vision across my school and/or district for effective remote learning | 13% 400 | 35% 1,068 | 27% 812 | 18% 557 | 6% 176 | 3,013 |
| I am receiving support in implementing effective remote learning | 14% 410 | 41% 1,233 | 27% 813 | 15% 459 | 3% 98 | 3,013 |
| I have the necessary resources to advance student learning | 11% 327 | 39% 1,166 | 27% 813 | 20% 588 | 4% 119 | 3,013 |
| I have the autonomy to support my students in their learning | 19% 564 | 51% 1,546 | 21% 623 | 8% 230 | 2% 50 | 3,013 |
| I have been able to assess students' performance and track their progress | 14% 416 | 41% 1,231 | 21% 623 | 18% 556 | 6% 187 | 3,013 |
| I understand the expectations for providing feedback to students and grading work at this time | 26% 784 | 51% 1,543 | 15% 456 | 6% 182 | 2% 48 | 3,013 |
| I understand how to support my students' learning in a remote learning environment | 15% 448 | 49% 1,465 | 24% 736 | 10% 301 | 2% 63 | 3,013 |
| I understand how to assess possible learning loss of my incoming students | 10% 316 | 35% 1,057 | 28% 833 | 22% 658 | 5% 149 | 3,013 |

Q45 As you think about next year, what support(s) do you imagine you will need? (select all that apply)

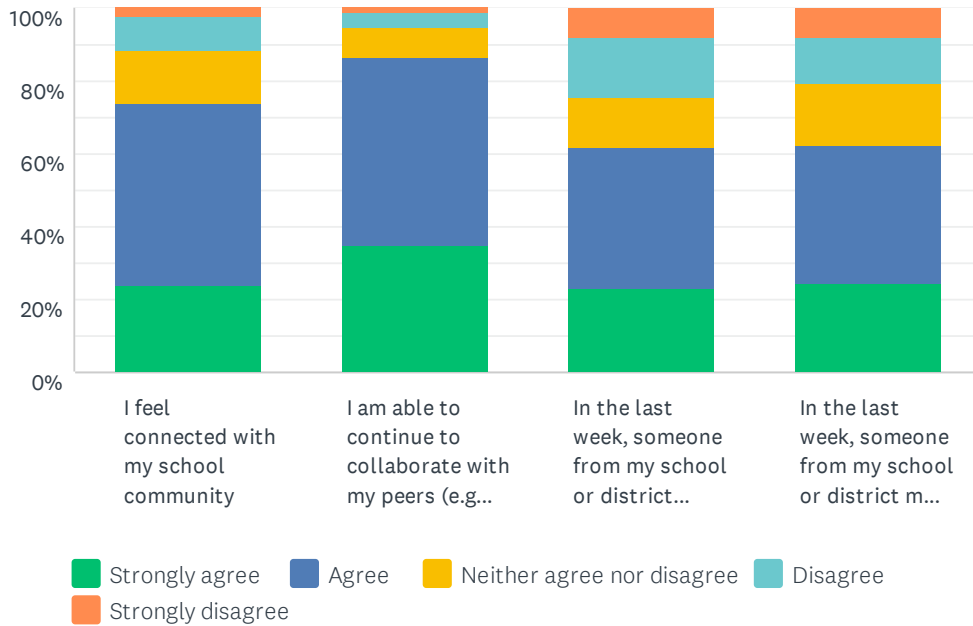
Answered: 3,013 Skipped: 585



| ANSWER CHOICES | RESPONSES | |
|--|-----------|-------|
| Continued resources to support remote learning | 70% | 2,113 |
| Additional instructional planning time | 62% | 1,854 |
| The flexibility to focus on standards from the students' previous grade | 57% | 1,706 |
| Additional instructional planning resources | 53% | 1,583 |
| Additional diagnostic tools to understand where students are in their learning | 51% | 1,538 |
| Counseling services to support students as they come back to school | 47% | 1,408 |
| Expanded instructional technology personnel capacity | 38% | 1,149 |
| Other (please specify) | 12% | 358 |
| I do not need any additional support | 4% | 113 |
| Total Respondents: 3,013 | | |

Q46 Please indicate your level of agreement with the following statements

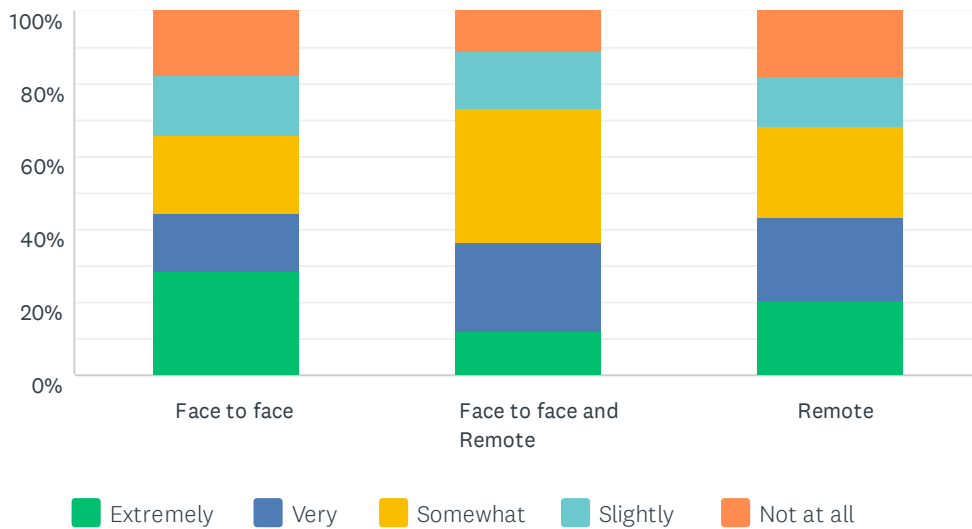
Answered: 3,013 Skipped: 585



| | STRONGLY AGREE | AGREE | NEITHER AGREE NOR DISAGREE | DISAGREE | STRONGLY DISAGREE | TOTAL |
|--|----------------|--------------|----------------------------|------------|-------------------|-------|
| I feel connected with my school community | 24% 717 | 50% 1,516 | 15% 440 | 9% 284 | 2% 56 | 3,013 |
| I am able to continue to collaborate with my peers (e.g. instructional strategies/practices) | 35% 1,049 | 52% 1,553 | 8% 256 | 4% 131 | 1% 24 | 3,013 |
| In the last week, someone from my school or district provided me with positive feedback | 23% 687 | 39% 1,181 | 14% 413 | 16% 487 | 8% 245 | 3,013 |
| In the last week, someone from my school or district made me feel valued | 25% 743 | 38% 1,146 | 17% 508 | 12% 376 | 8% 240 | 3,013 |

Q50 Given the current conditions, how comfortable would you be with the following choices of delivering instruction at the beginning of the school year?

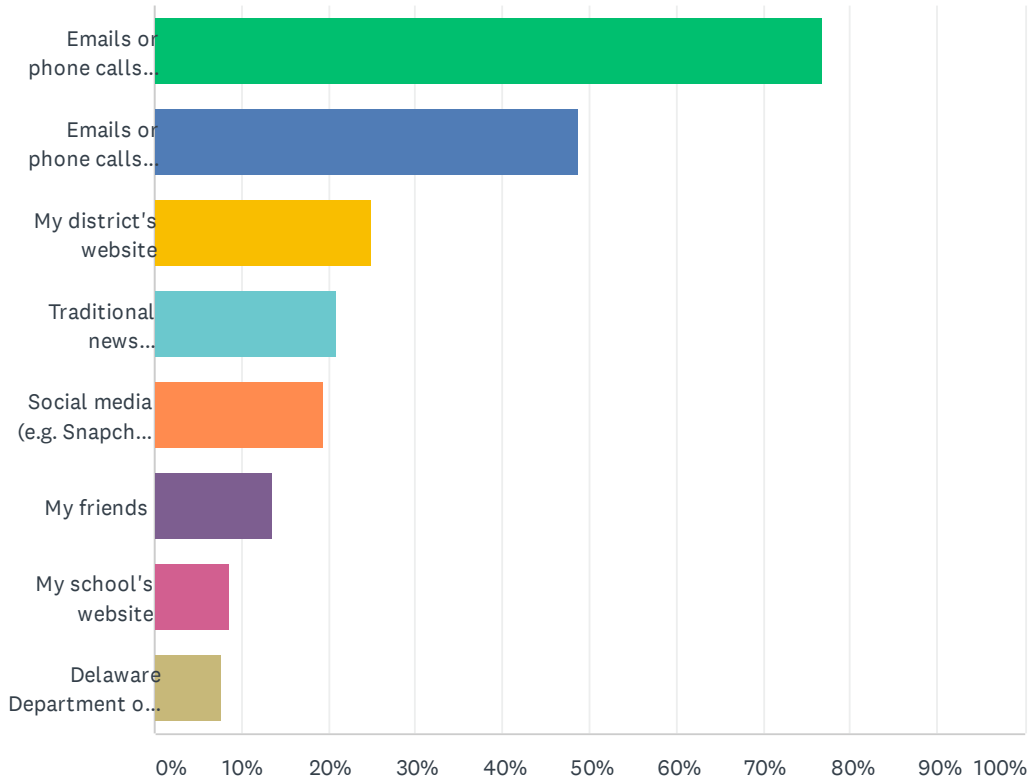
Answered: 3,013 Skipped: 585



| | EXTREMELY | VERY | SOMEWHAT | SLIGHTLY | NOT AT ALL | TOTAL |
|-------------------------|--------------|--------------|----------------|--------------|--------------|-------|
| Face to face | 28.4% 848 | 15.9% 476 | 21.8% 651 | 16.3% 487 | 17.5% 523 | 2,985 |
| Face to face and Remote | 12.2% 368 | 24.1% 725 | 37.0% 1,113 | 15.6% 470 | 10.9% 329 | 3,005 |
| Remote | 20.5% 615 | 23.2% 694 | 24.8% 742 | 13.3% 398 | 18.2% 544 | 2,993 |

Q51 Where are you getting most of your information about your school's response to the COVID-19 outbreak right now? (select the top three)

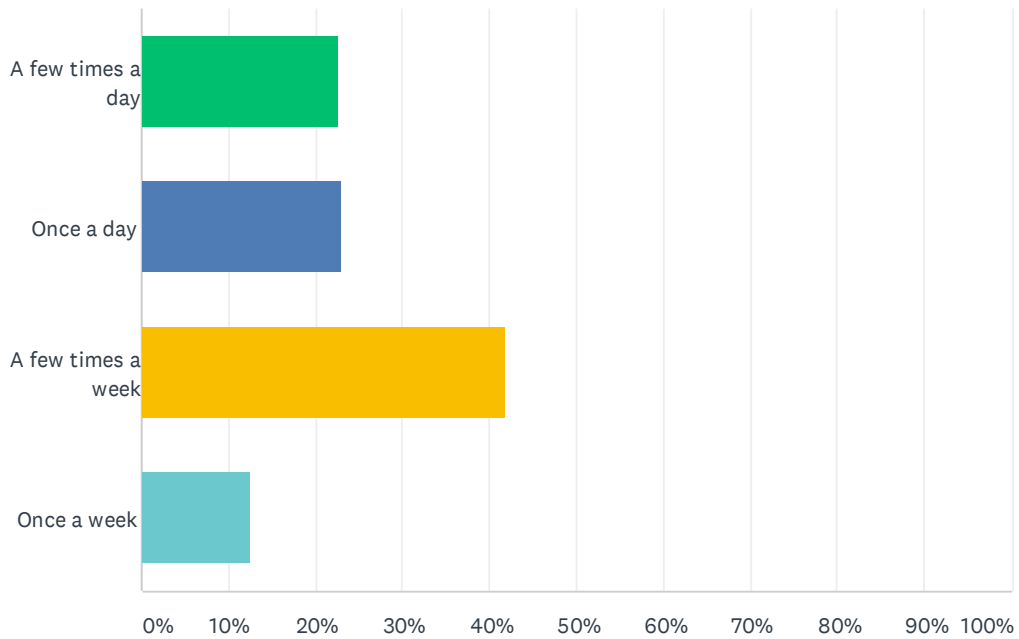
Answered: 2,968 Skipped: 630



| ANSWER CHOICES | RESPONSES | |
|--|-----------|-------|
| Emails or phone calls from my school's principal | 77% | 2,279 |
| Emails or phone calls from my district leader | 49% | 1,447 |
| My district's website | 25% | 737 |
| Traditional news publications and sources (e.g. TV news, newspapers) | 21% | 618 |
| Social media (e.g. Snapchat, Twitter, Instagram, TikTok, Youtube) | 19% | 577 |
| My friends | 14% | 401 |
| My school's website | 9% | 256 |
| Delaware Department of Education's website | 8% | 232 |
| Total Respondents: 2,968 | | |

Q52 During remote learning, how often did you communicate with your students per week?

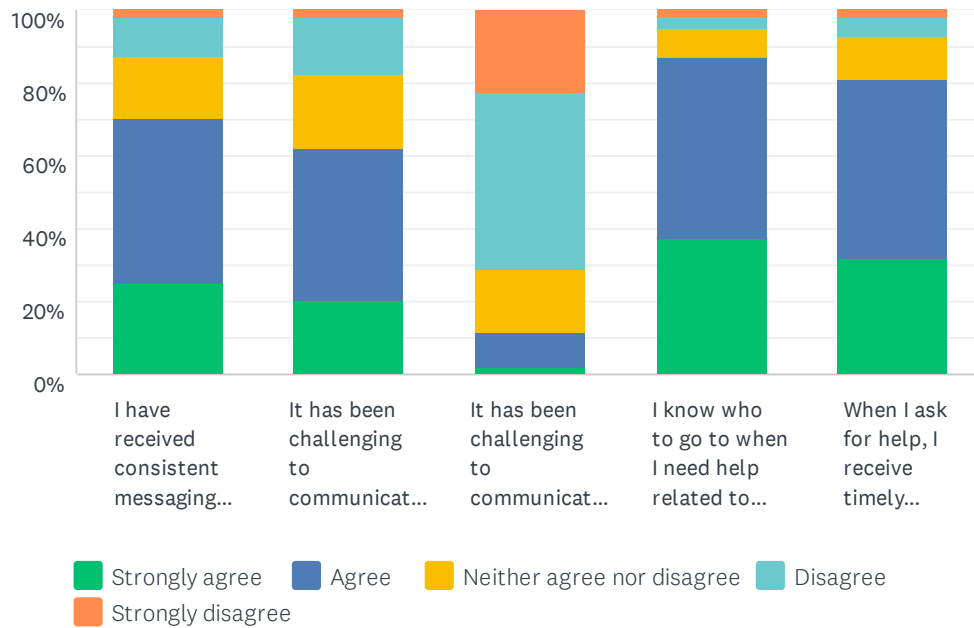
Answered: 2,968 Skipped: 630



| ANSWER CHOICES | RESPONSES | |
|--------------------|-----------|--------------|
| A few times a day | 23% | 670 |
| Once a day | 23% | 685 |
| A few times a week | 42% | 1,241 |
| Once a week | 13% | 372 |
| TOTAL | | 2,968 |

Q53 Please indicate your level of agreement with the following statements

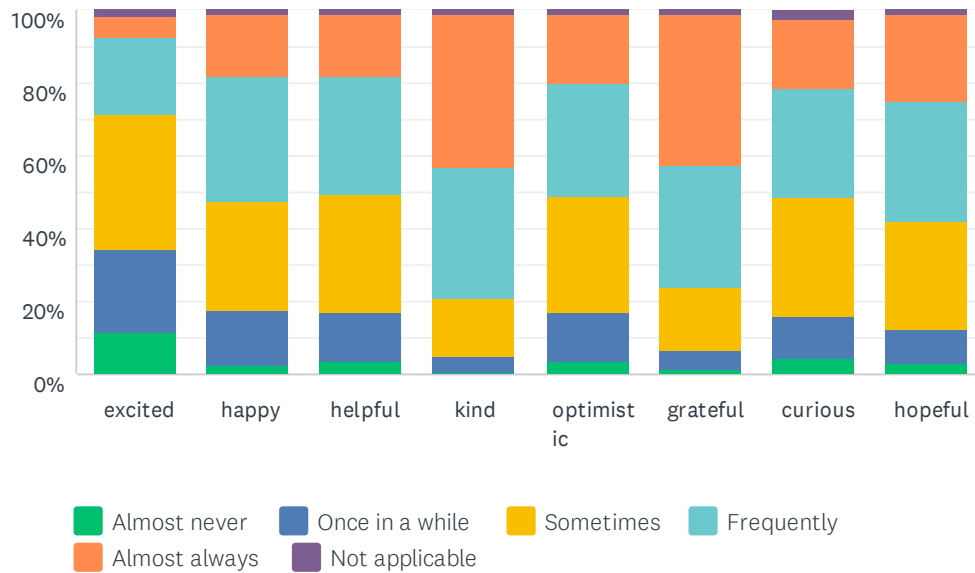
Answered: 2,968 Skipped: 630



| | STRONGLY AGREE | AGREE | NEITHER AGREE NOR DISAGREE | DISAGREE | STRONGLY DISAGREE | TOTAL |
|---|----------------|--------------|----------------------------|--------------|-------------------|-------|
| I have received consistent messaging about the district's response to COVID-19. | 25% 738 | 45% 1,350 | 17% 510 | 11% 314 | 2% 56 | 2,968 |
| It has been challenging to communicate with students and families about their basic needs and resources | 21% 615 | 41% 1,223 | 20% 604 | 16% 464 | 2% 62 | 2,968 |
| It has been challenging to communicate with my school community (e.g. school leader, colleagues) | 2% 60 | 10% 282 | 18% 521 | 48% 1,438 | 22% 667 | 2,968 |
| I know who to go to when I need help related to work | 37% 1,110 | 50% 1,477 | 8% 228 | 4% 107 | 2% 46 | 2,968 |
| When I ask for help, I receive timely support | 32% 951 | 49% 1,453 | 12% 363 | 5% 144 | 2% 57 | 2,968 |

Q54 During the last week, how often did you feel _____?

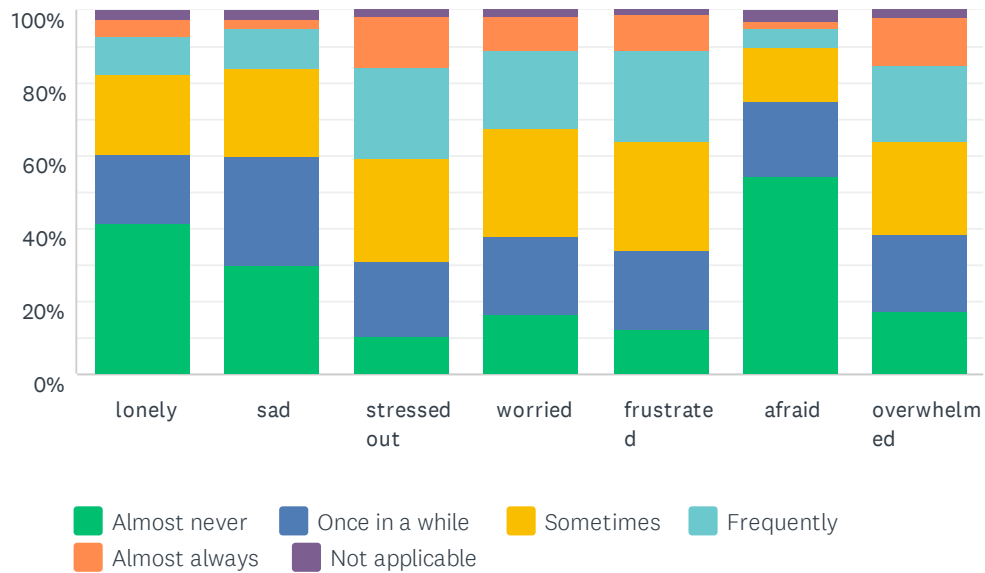
Answered: 2,929 Skipped: 669



| | ALMOST NEVER | ONCE IN A WHILE | SOMETIMES | FREQUENTLY | ALMOST ALWAYS | NOT APPLICABLE | TOTAL |
|------------|--------------|-----------------|--------------|--------------|---------------|----------------|-------|
| excited | 11% 335 | 23% 673 | 37% 1,081 | 21% 612 | 6% 180 | 2% 44 | 2,925 |
| happy | 3% 77 | 15% 442 | 30% 877 | 34% 1,001 | 17% 500 | 1% 27 | 2,924 |
| helpful | 3% 98 | 13% 394 | 33% 952 | 32% 945 | 17% 503 | 1% 29 | 2,921 |
| kind | 1% 19 | 4% 130 | 16% 465 | 36% 1,055 | 42% 1,225 | 1% 31 | 2,925 |
| optimistic | 3% 98 | 13% 392 | 32% 939 | 31% 907 | 19% 561 | 1% 27 | 2,924 |
| grateful | 1% 41 | 5% 153 | 18% 513 | 34% 982 | 41% 1,202 | 1% 34 | 2,925 |
| curious | 4% 125 | 12% 343 | 32% 942 | 30% 876 | 19% 553 | 3% 80 | 2,919 |
| hopeful | 3% 83 | 10% 284 | 30% 864 | 33% 953 | 24% 699 | 1% 36 | 2,919 |

Q55 During the last week, how often did you feel _____ ?

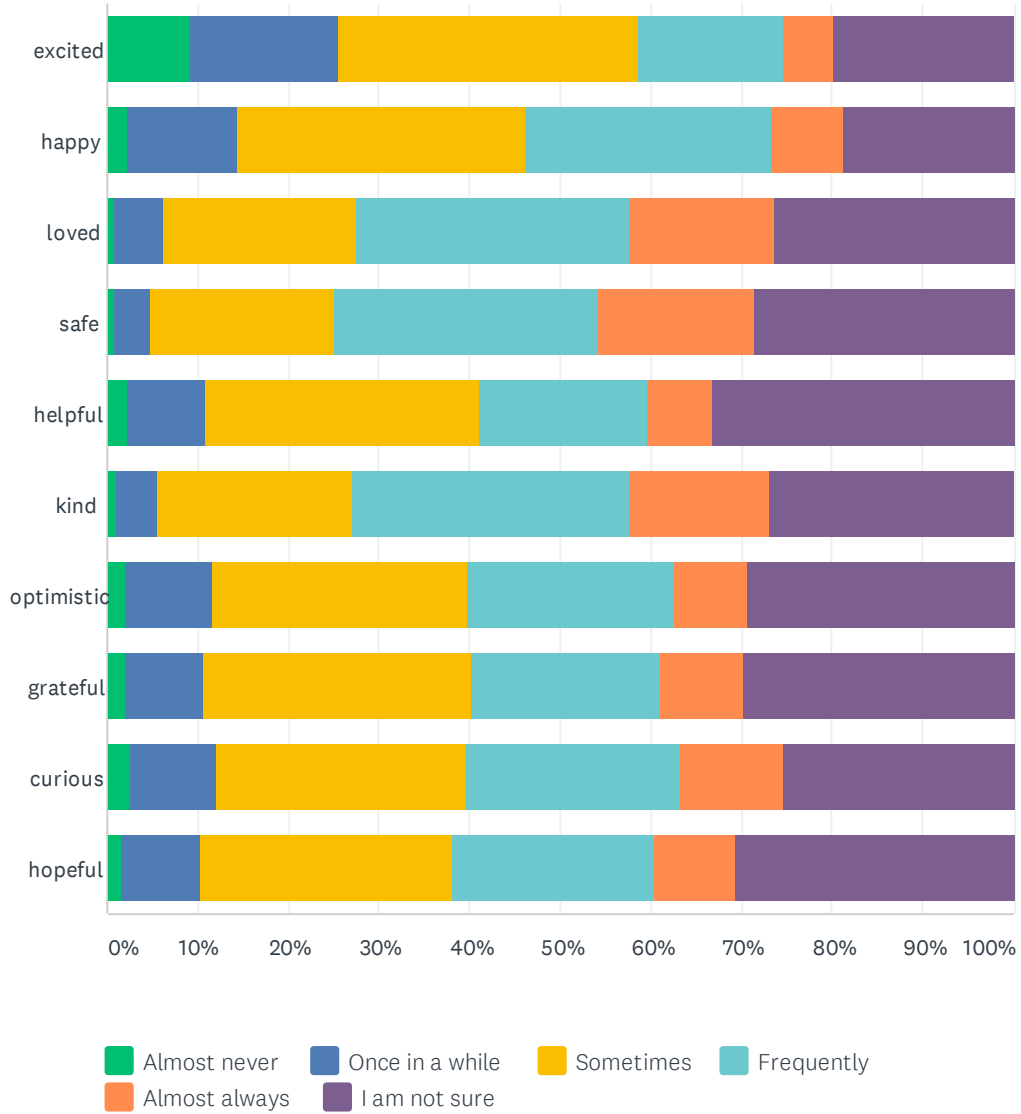
Answered: 2,929 Skipped: 669



| | ALMOST NEVER | ONCE IN A WHILE | SOMETIMES | FREQUENTLY | ALMOST ALWAYS | NOT APPLICABLE | TOTAL |
|--------------|--------------|-----------------|------------|------------|---------------|----------------|-------|
| lonely | 41% 1,208 | 19% 566 | 22% 635 | 11% 317 | 4% 120 | 3% 80 | 2,926 |
| sad | 30% 882 | 30% 877 | 24% 695 | 11% 320 | 3% 73 | 3% 73 | 2,920 |
| stressed out | 10% 306 | 21% 603 | 29% 834 | 25% 729 | 14% 415 | 1% 38 | 2,925 |
| worried | 16% 482 | 22% 635 | 29% 855 | 22% 632 | 9% 270 | 2% 51 | 2,925 |
| frustrated | 12% 362 | 22% 631 | 30% 880 | 25% 735 | 10% 284 | 1% 36 | 2,928 |
| afraid | 55% 1,597 | 20% 596 | 15% 445 | 5% 145 | 2% 46 | 3% 95 | 2,924 |
| overwhelmed | 18% 513 | 21% 618 | 25% 741 | 21% 607 | 13% 389 | 2% 54 | 2,922 |

Q56 During the last week, how often did you feel that your students were _____?

Answered: 2,929 Skipped: 669

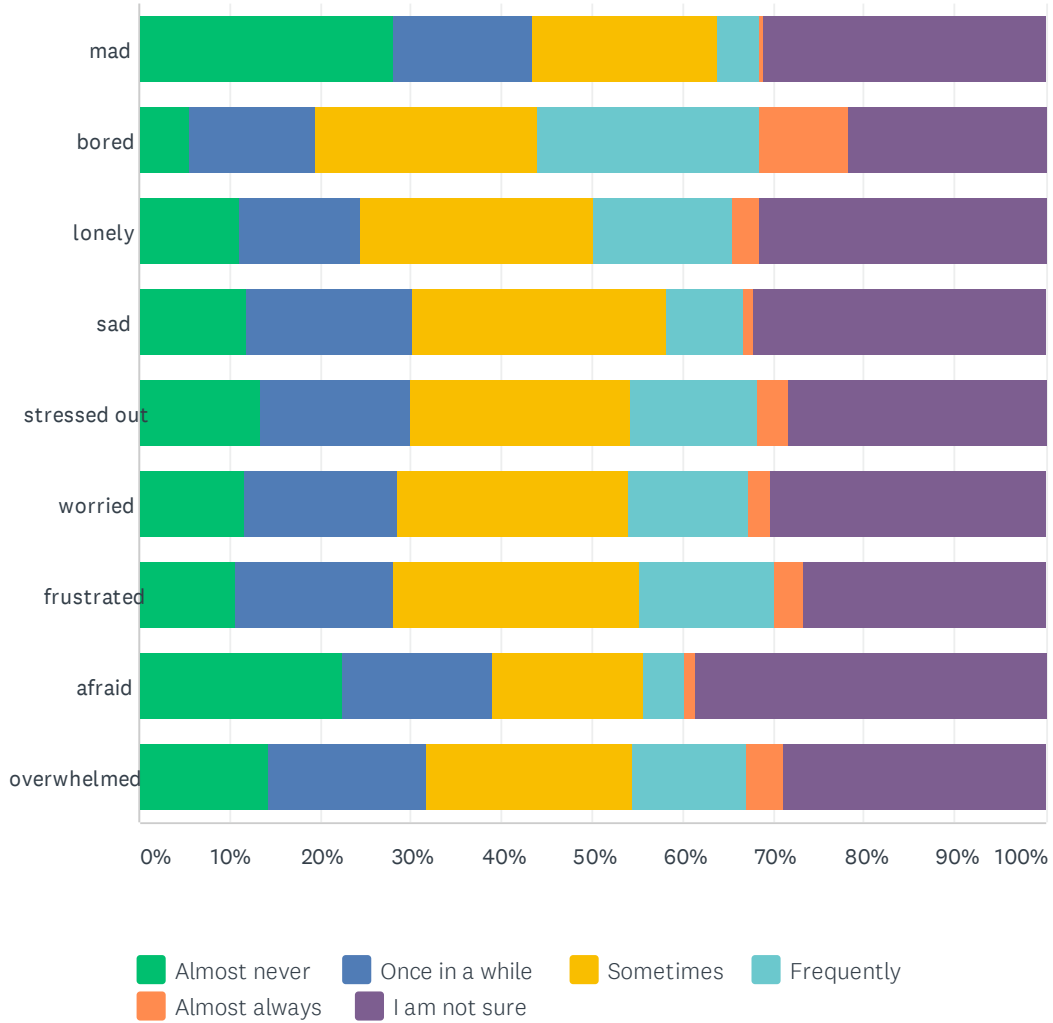


Delaware School Reopening Survey - Teachers

| | ALMOST NEVER | ONCE IN A WHILE | SOMETIMES | FREQUENTLY | ALMOST ALWAYS | I AM NOT SURE | TOTAL |
|------------|--------------|-----------------|------------|------------|---------------|---------------|-------|
| excited | 9% 269 | 16% 479 | 33% 971 | 16% 471 | 5% 153 | 20% 585 | 2,928 |
| happy | 2% 63 | 12% 359 | 32% 930 | 27% 790 | 8% 236 | 19% 547 | 2,925 |
| loved | 1% 23 | 6% 161 | 21% 620 | 30% 882 | 16% 471 | 26% 766 | 2,923 |
| safe | 1% 24 | 4% 118 | 20% 589 | 29% 851 | 17% 507 | 29% 834 | 2,923 |
| helpful | 2% 67 | 9% 251 | 30% 883 | 18% 538 | 7% 211 | 33% 970 | 2,920 |
| kind | 1% 28 | 5% 136 | 21% 625 | 31% 893 | 16% 455 | 27% 784 | 2,921 |
| optimistic | 2% 59 | 10% 278 | 28% 826 | 23% 664 | 8% 233 | 29% 858 | 2,918 |
| grateful | 2% 56 | 9% 253 | 30% 862 | 21% 612 | 9% 269 | 30% 869 | 2,921 |
| curious | 3% 76 | 9% 276 | 27% 801 | 24% 691 | 12% 338 | 25% 737 | 2,919 |
| hopeful | 2% 47 | 9% 251 | 28% 812 | 22% 647 | 9% 258 | 31% 896 | 2,911 |

Q57 During the last week, how often did you feel that your students were _____?

Answered: 2,929 Skipped: 669



Delaware School Reopening Survey - Teachers

| | ALMOST NEVER | ONCE IN A WHILE | SOMETIMES | FREQUENTLY | ALMOST ALWAYS | I AM NOT SURE | TOTAL |
|--------------|--------------|-----------------|------------|------------|---------------|---------------|-------|
| mad | 28% 821 | 15% 449 | 20% 599 | 5% 134 | 0% 12 | 31% 908 | 2,923 |
| bored | 6% 166 | 14% 401 | 25% 719 | 25% 719 | 10% 286 | 22% 634 | 2,925 |
| lonely | 11% 325 | 13% 389 | 26% 752 | 15% 445 | 3% 91 | 31% 919 | 2,921 |
| sad | 12% 346 | 18% 531 | 28% 823 | 8% 243 | 1% 36 | 32% 937 | 2,916 |
| stressed out | 13% 394 | 16% 480 | 24% 710 | 14% 413 | 3% 102 | 28% 825 | 2,924 |
| worried | 12% 338 | 17% 496 | 25% 745 | 13% 387 | 2% 73 | 30% 884 | 2,923 |
| frustrated | 11% 314 | 17% 509 | 27% 793 | 15% 433 | 3% 96 | 27% 780 | 2,925 |
| afraid | 22% 655 | 17% 482 | 17% 486 | 5% 134 | 1% 36 | 39% 1,127 | 2,920 |
| overwhelmed | 14% 416 | 18% 513 | 23% 660 | 13% 369 | 4% 122 | 29% 842 | 2,922 |