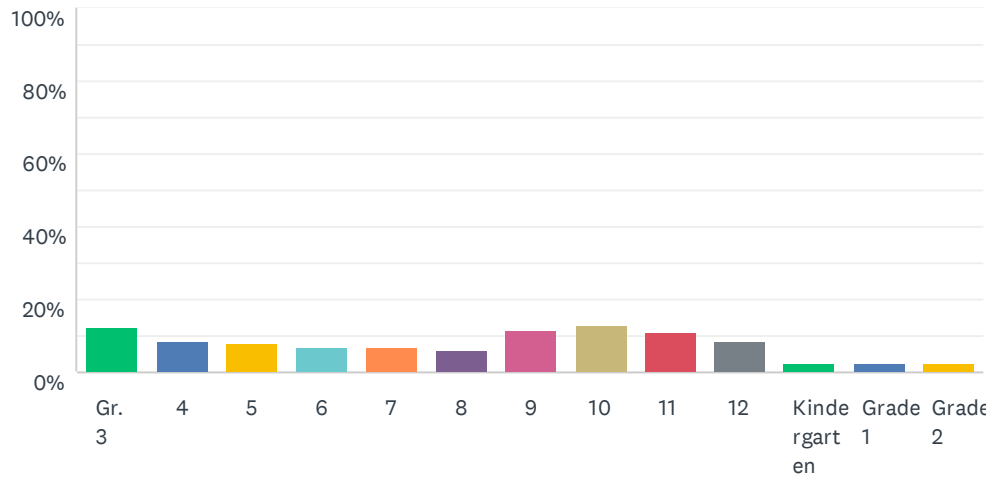


Q19 What grade are you in?

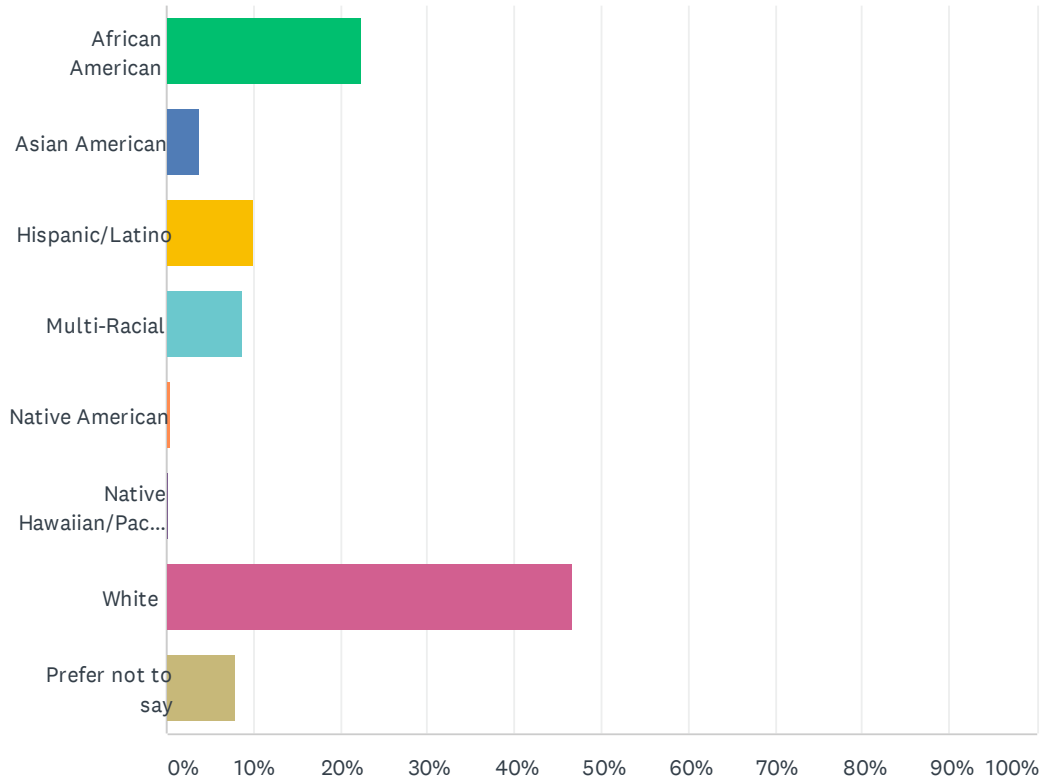
Answered: 4,225 Skipped: 580



| ANSWER CHOICES | RESPONSES | |
|----------------|-----------|--------------|
| Gr. 3 | 12% | 518 |
| 4 | 9% | 360 |
| 5 | 8% | 328 |
| 6 | 7% | 286 |
| 7 | 7% | 296 |
| 8 | 6% | 261 |
| 9 | 11% | 477 |
| 10 | 13% | 552 |
| 11 | 11% | 475 |
| 12 | 8% | 353 |
| Kindergarten | 2% | 97 |
| Grade 1 | 3% | 112 |
| Grade 2 | 3% | 110 |
| TOTAL | | 4,225 |

Q20 What is your race/ethnicity?

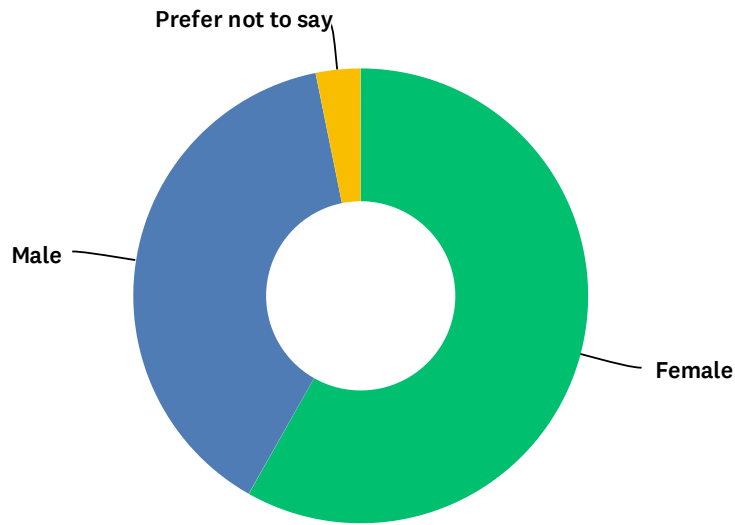
Answered: 4,225 Skipped: 580



| ANSWER CHOICES | RESPONSES | |
|----------------------------------|-----------|--------------|
| African American | 22% | 943 |
| Asian American | 4% | 159 |
| Hispanic/Latino | 10% | 421 |
| Multi-Racial | 9% | 367 |
| Native American | 0% | 18 |
| Native Hawaiian/Pacific Islander | 0% | 9 |
| White | 47% | 1,971 |
| Prefer not to say | 8% | 337 |
| TOTAL | | 4,225 |

Q21 What is your gender?

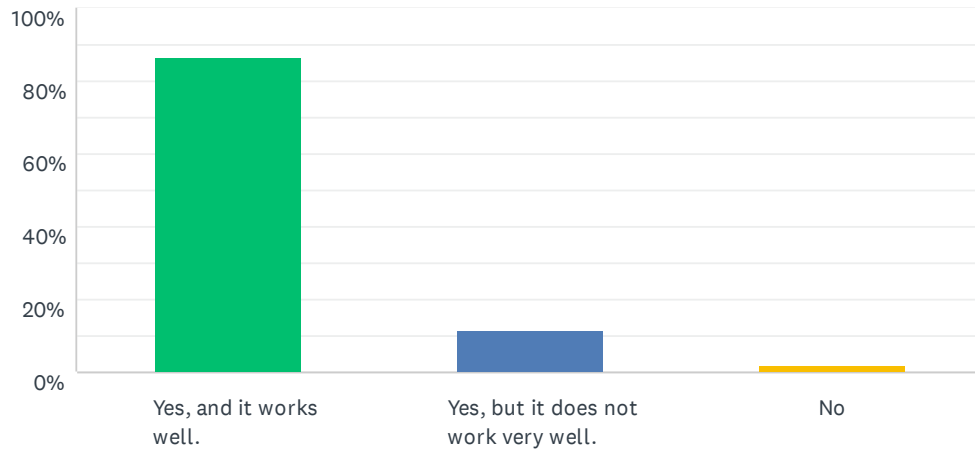
Answered: 4,225 Skipped: 580



| ANSWER CHOICES | RESPONSES | |
|-------------------|-----------|--------------|
| Female | 58% | 2,459 |
| Male | 39% | 1,632 |
| Prefer not to say | 3% | 134 |
| TOTAL | | 4,225 |

Q22 Do you have internet access at home?

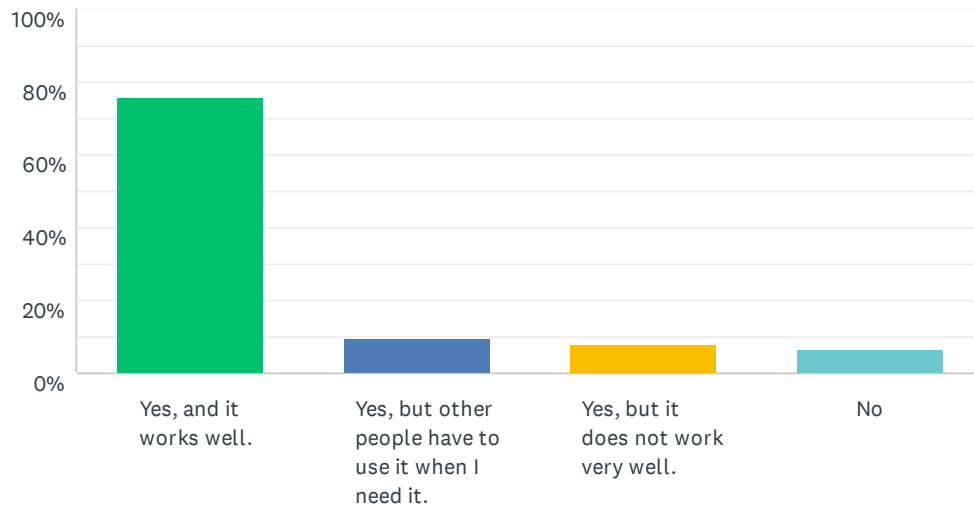
Answered: 3,947 Skipped: 858



| ANSWER CHOICES | RESPONSES | |
|--------------------------------------|-----------|--------------|
| Yes, and it works well. | 87% | 3,415 |
| Yes, but it does not work very well. | 12% | 458 |
| No | 2% | 74 |
| TOTAL | | 3,947 |

Q23 Do you have access to a computer or device (other than a smartphone) that you can use to complete your school work?

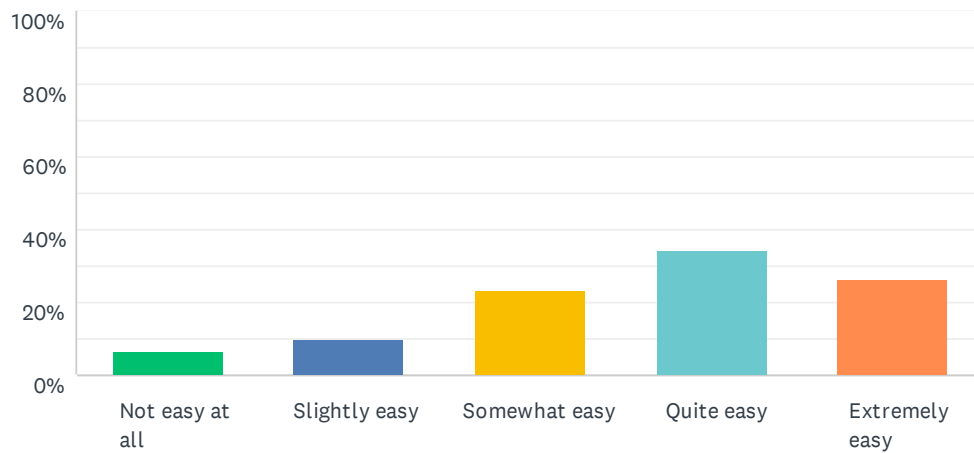
Answered: 3,947 Skipped: 858



| ANSWER CHOICES | RESPONSES | |
|--|-----------|--------------|
| Yes, and it works well. | 76% | 3,004 |
| Yes, but other people have to use it when I need it. | 10% | 384 |
| Yes, but it does not work very well. | 8% | 310 |
| No | 6% | 249 |
| TOTAL | | 3,947 |

Q24 How easy is it for you to use the remote learning tools your school provided (video calls, Google sites, Schoology, etc.)?

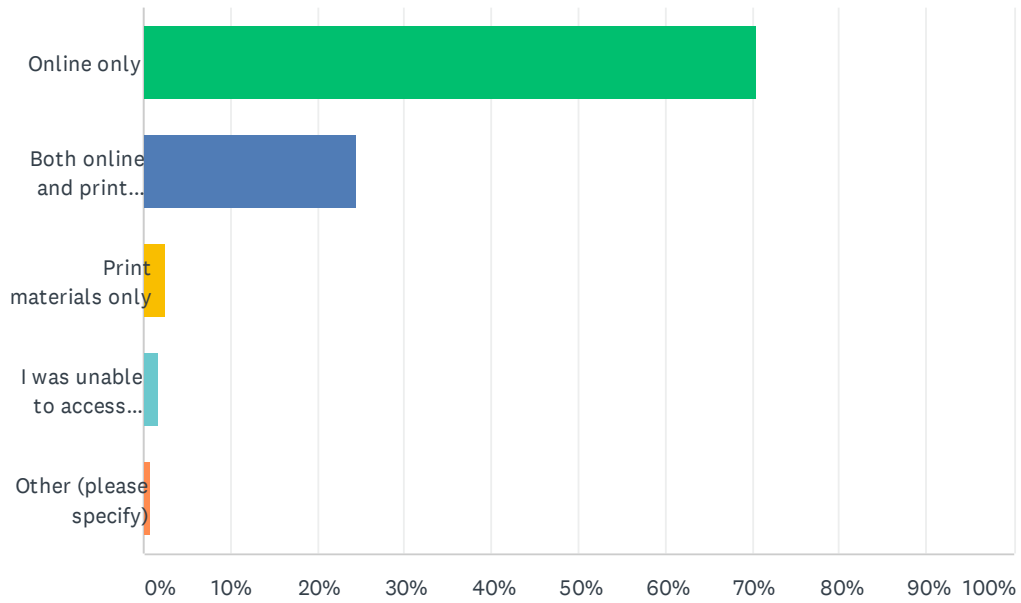
Answered: 3,947 Skipped: 858



| ANSWER CHOICES | RESPONSES | |
|-----------------|-----------|--------------|
| Not easy at all | 6% | 248 |
| Slightly easy | 10% | 385 |
| Somewhat easy | 23% | 918 |
| Quite easy | 34% | 1,357 |
| Extremely easy | 26% | 1,039 |
| TOTAL | | 3,947 |

Q25 In what way(s) did you access remote learning?

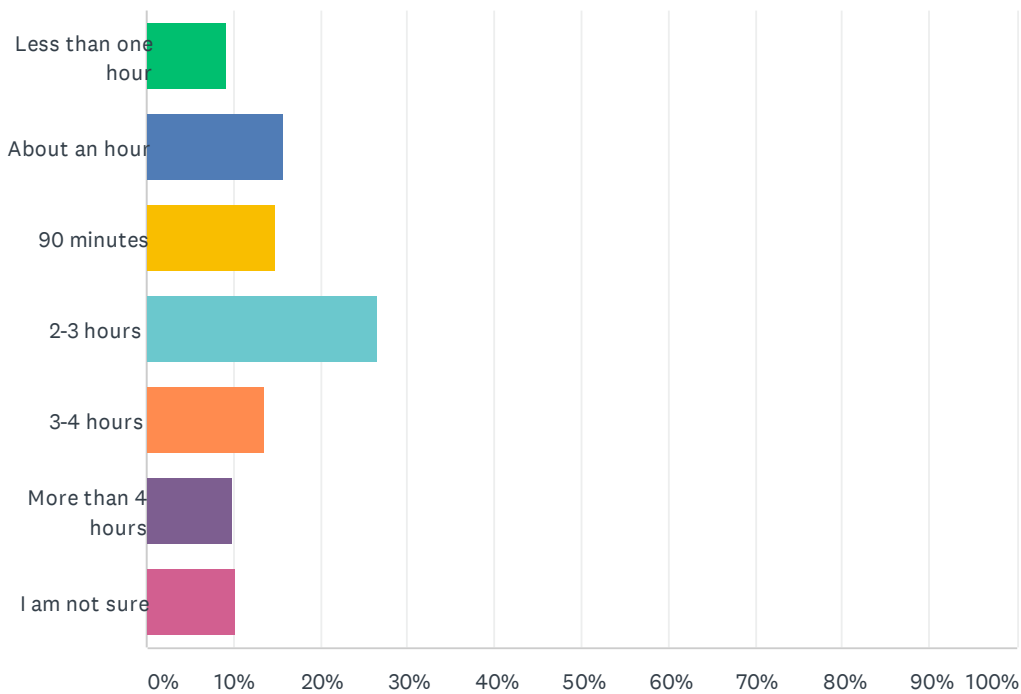
Answered: 3,947 Skipped: 858



| ANSWER CHOICES | RESPONSES | |
|--|-----------|--------------|
| Online only | 71% | 2,784 |
| Both online and print materials | 24% | 962 |
| Print materials only | 3% | 103 |
| I was unable to access remote learning through any of the options listed above | 2% | 66 |
| Other (please specify) | 1% | 32 |
| TOTAL | | 3,947 |

Q26 Across all your classes, what is the amount of time you have been spending in learning/completing schoolwork each day?

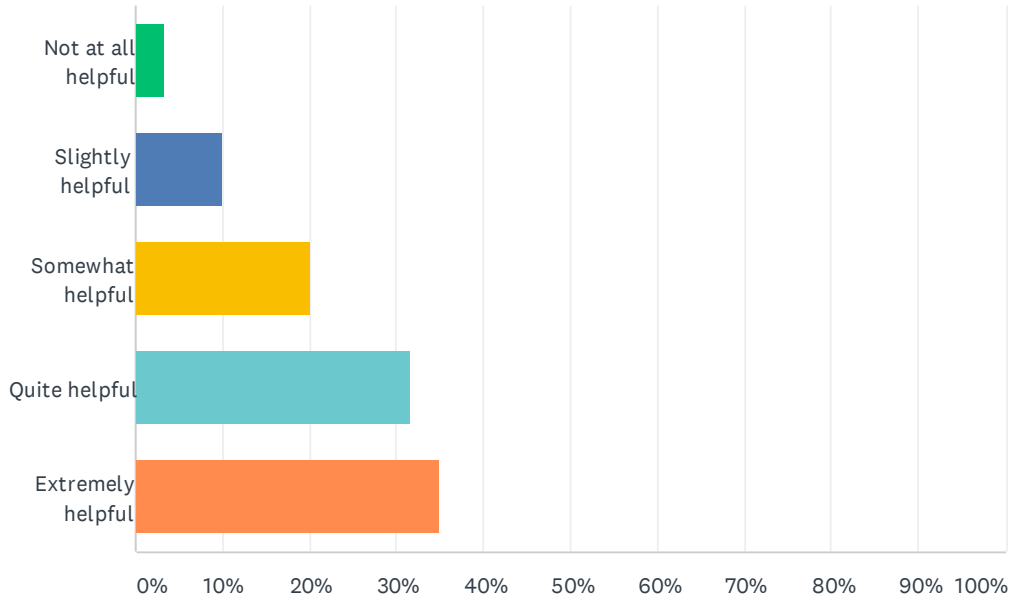
Answered: 3,252 Skipped: 1,553



| ANSWER CHOICES | RESPONSES | |
|--------------------|-----------|--------------|
| Less than one hour | 9% | 297 |
| About an hour | 16% | 511 |
| 90 minutes | 15% | 485 |
| 2-3 hours | 27% | 862 |
| 3-4 hours | 14% | 445 |
| More than 4 hours | 10% | 317 |
| I am not sure | 10% | 335 |
| TOTAL | | 3,252 |

Q27 How helpful have your teachers been in supporting your learning?

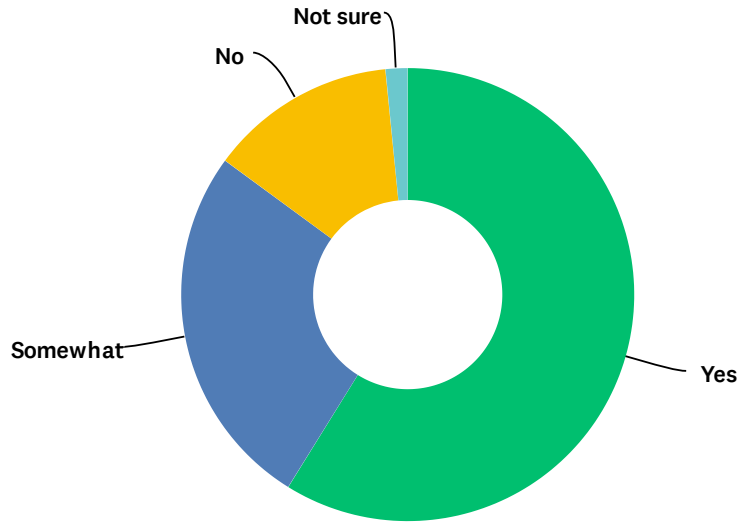
Answered: 3,252 Skipped: 1,553



| ANSWER CHOICES | RESPONSES | |
|--------------------|-----------|--------------|
| Not at all helpful | 3% | 111 |
| Slightly helpful | 10% | 327 |
| Somewhat helpful | 20% | 651 |
| Quite helpful | 32% | 1,029 |
| Extremely helpful | 35% | 1,134 |
| TOTAL | | 3,252 |

Q28 Is someone in your home available to help you with your remote education when you need it?

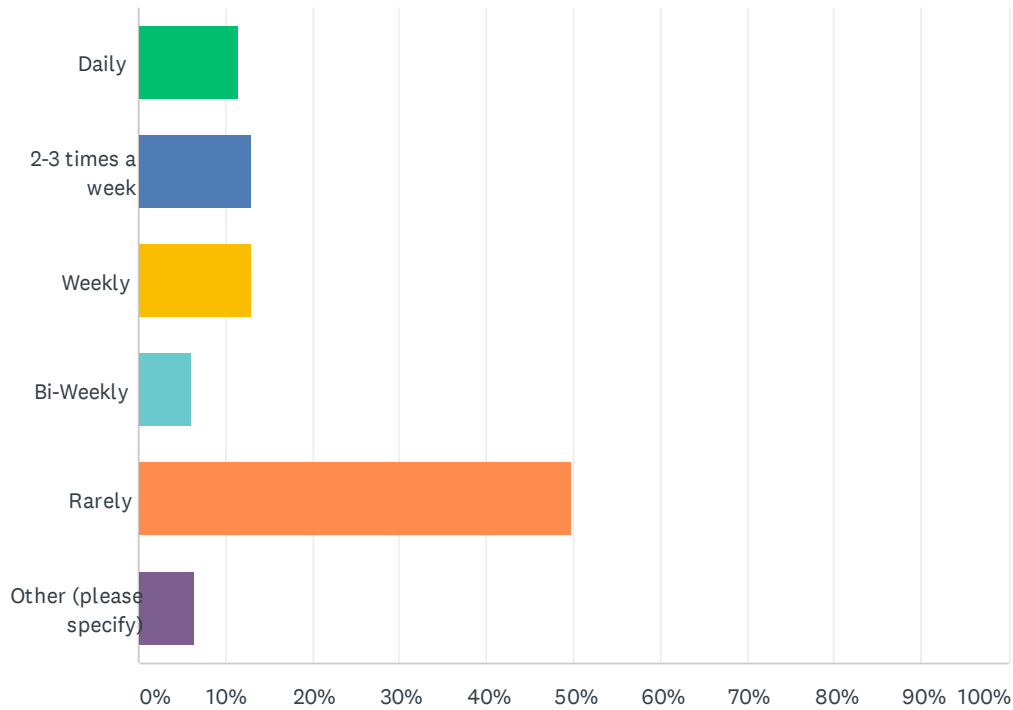
Answered: 3,252 Skipped: 1,553



| ANSWER CHOICES | RESPONSES | |
|----------------|-----------|--------------|
| Yes | 59% | 1,914 |
| Somewhat | 26% | 853 |
| No | 13% | 434 |
| Not sure | 2% | 51 |
| TOTAL | | 3,252 |

Q29 How often do you talk with your classmates regarding schoolwork?

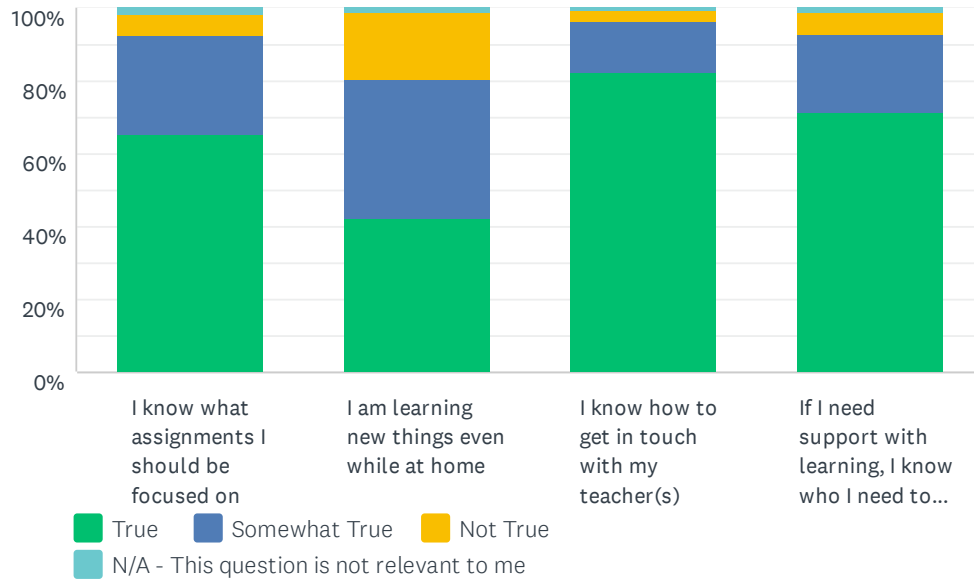
Answered: 3,252 Skipped: 1,553



| ANSWER CHOICES | RESPONSES | |
|------------------------|-----------|--------------|
| Daily | 12% | 376 |
| 2-3 times a week | 13% | 422 |
| Weekly | 13% | 424 |
| Bi-Weekly | 6% | 198 |
| Rarely | 50% | 1,619 |
| Other (please specify) | 7% | 213 |
| TOTAL | | 3,252 |

Q30 Please tell us how true the following statements are for you.

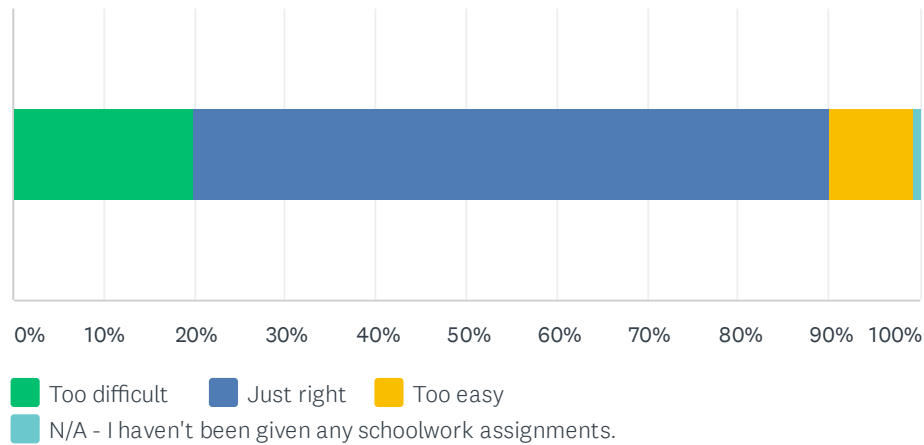
Answered: 3,252 Skipped: 1,553



| | TRUE | SOMEWHAT TRUE | NOT TRUE | N/A - THIS QUESTION IS NOT RELEVANT TO ME | TOTAL |
|--|--------------|---------------|------------|---|-------|
| I know what assignments I should be focused on | 66% 2,128 | 27% 881 | 6% 186 | 2% 52 | 3,247 |
| I am learning new things even while at home | 42% 1,378 | 38% 1,242 | 18% 598 | 1% 29 | 3,247 |
| I know how to get in touch with my teacher(s) | 82% 2,672 | 14% 452 | 3% 97 | 1% 19 | 3,240 |
| If I need support with learning, I know who I need to contact and how I can get in touch with them | 72% 2,324 | 21% 692 | 6% 195 | 1% 37 | 3,248 |

Q31 Tell us about the difficulty of your schoolwork assignments (since remote learning started). Overall, my schoolwork assignments have been:

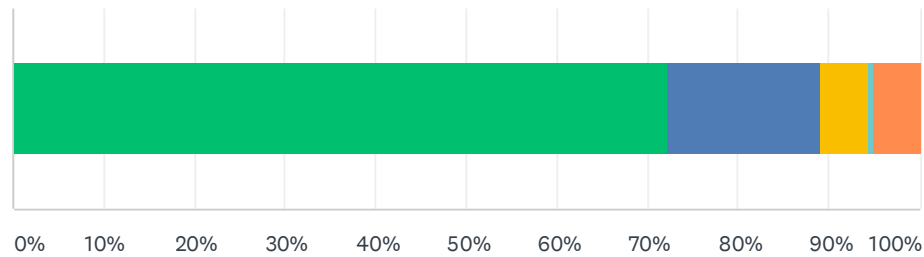
Answered: 3,252 Skipped: 1,553



| ANSWER CHOICES | RESPONSES | |
|--|-----------|--------------|
| Too difficult | 20% | 648 |
| Just right | 70% | 2,284 |
| Too easy | 9% | 302 |
| N/A - I haven't been given any schoolwork assignments. | 1% | 18 |
| TOTAL | | 3,252 |

Q32 Tell us about how your teacher(s) have helped you through these assignments. Overall, my teacher(s) have:

Answered: 3,252 Skipped: 1,553

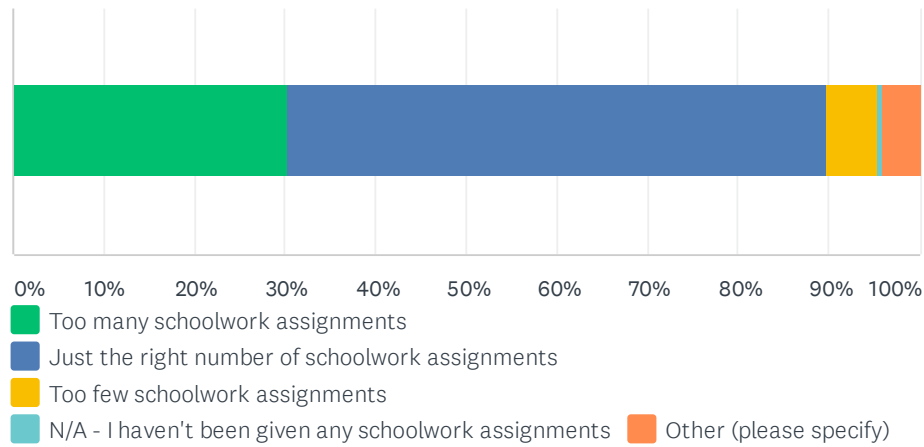


- Given me enough instruction to complete my assignments
- Given me some instruction, but not enough to complete my assignments
- Not given me enough instruction to complete my assignments
- N/A - I haven't been given any schoolwork assignments. ■ Other (please specify)

| ANSWER CHOICES | RESPONSES | |
|--|-----------|--------------|
| Given me enough instruction to complete my assignments | 72% | 2,354 |
| Given me some instruction, but not enough to complete my assignments | 17% | 544 |
| Not given me enough instruction to complete my assignments | 5% | 172 |
| N/A - I haven't been given any schoolwork assignments. | 1% | 20 |
| Other (please specify) | 5% | 162 |
| TOTAL | | 3,252 |

Q33 Tell us about the amount of schoolwork you have been assigned. Overall, there have been:

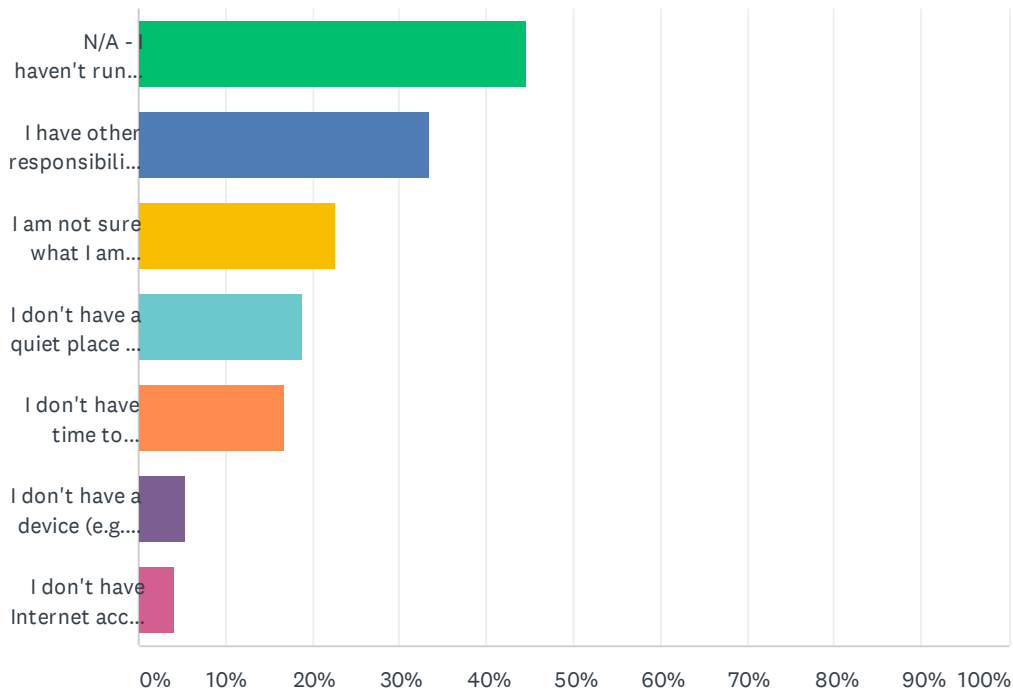
Answered: 3,252 Skipped: 1,553



| ANSWER CHOICES | RESPONSES | |
|---|-----------|--------------|
| Too many schoolwork assignments | 30% | 989 |
| Just the right number of schoolwork assignments | 59% | 1,927 |
| Too few schoolwork assignments | 6% | 184 |
| N/A - I haven't been given any schoolwork assignments | 1% | 20 |
| Other (please specify) | 4% | 132 |
| TOTAL | | 3,252 |

Q34 What are the biggest problems to learning or completing your schoolwork? (select up to three)

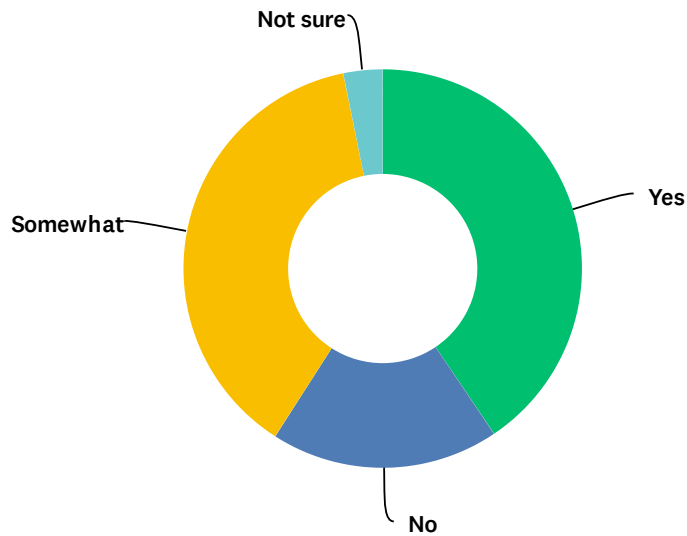
Answered: 3,252 Skipped: 1,553



| ANSWER CHOICES | RESPONSES | |
|--|-----------|-------|
| N/A - I haven't run into any problems learning or completing my schoolwork | 45% | 1,451 |
| I have other responsibilities or needs to attend to | 33% | 1,089 |
| I am not sure what I am supposed to do | 23% | 734 |
| I don't have a quiet place to complete my schoolwork | 19% | 615 |
| I don't have time to complete my schoolwork | 17% | 547 |
| I don't have a device (e.g. laptop or tablet) | 5% | 178 |
| I don't have Internet access (Wi-Fi connectivity) | 4% | 136 |
| Total Respondents: 3,252 | | |

Q35 Are you satisfied with the remote learning education provided to you?

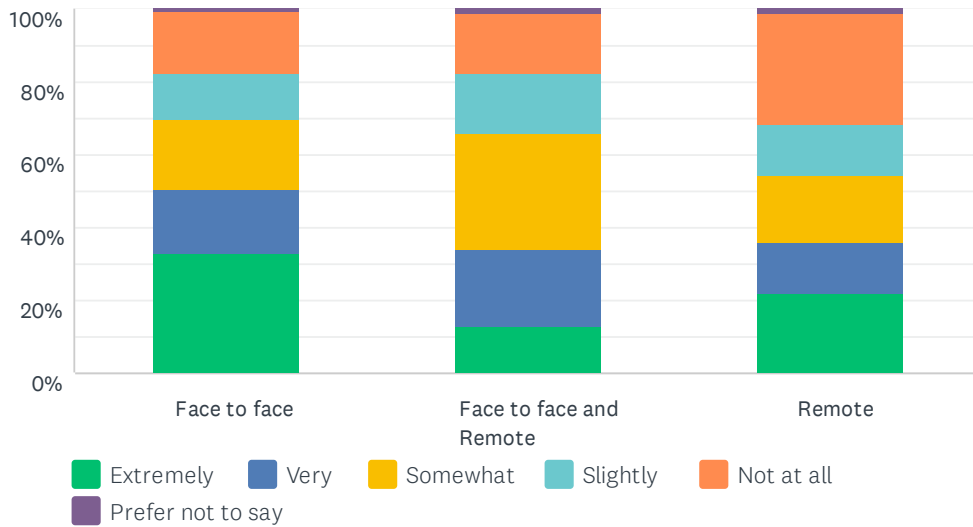
Answered: 3,252 Skipped: 1,553



| ANSWER CHOICES | RESPONSES | |
|----------------|-----------|-------|
| Yes | 41% | 1,319 |
| No | 19% | 602 |
| Somewhat | 38% | 1,228 |
| Not sure | 3% | 103 |
| TOTAL | | 3,252 |

Q38 Given the current conditions, how comfortable would you be with the following choices of going to school at the beginning of the school year?

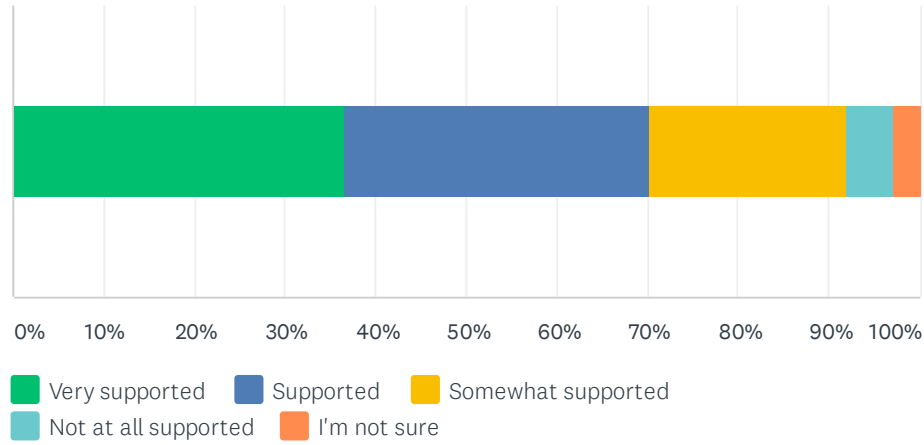
Answered: 3,252 Skipped: 1,553



| | EXTREMELY | VERY | SOMEWHAT | SLIGHTLY | NOT AT ALL | PREFER NOT TO SAY | TOTAL |
|-------------------------|----------------|--------------|----------------|--------------|--------------|-------------------|-------|
| Face to face | 32.8% 1,059 | 17.6% 568 | 19.8% 640 | 12.4% 401 | 16.7% 540 | 0.6% 20 | 3,228 |
| Face to face and Remote | 12.8% 413 | 21.2% 683 | 32.2% 1,037 | 16.4% 529 | 16.5% 532 | 0.9% 28 | 3,222 |
| Remote | 22.2% 713 | 14.0% 449 | 18.5% 593 | 13.9% 447 | 30.5% 981 | 0.9% 30 | 3,213 |

Q39 How supported do you feel by your school?

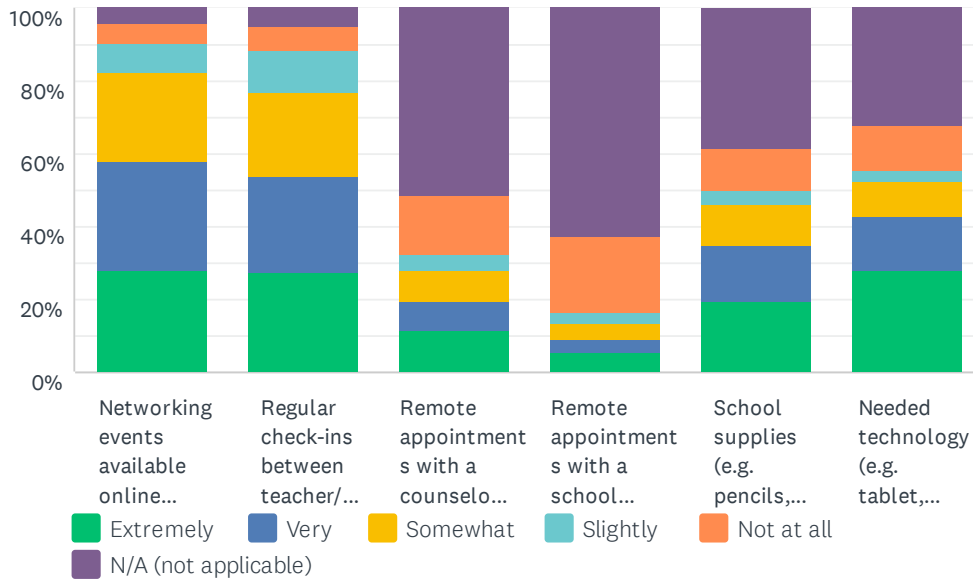
Answered: 3,111 Skipped: 1,694



| ANSWER CHOICES | RESPONSES | |
|----------------------|-----------|--------------|
| Very supported | 36% | 1,135 |
| Supported | 34% | 1,054 |
| Somewhat supported | 22% | 670 |
| Not at all supported | 5% | 163 |
| I'm not sure | 3% | 89 |
| TOTAL | | 3,111 |

Q40 How useful were the resources and supports provided to you?

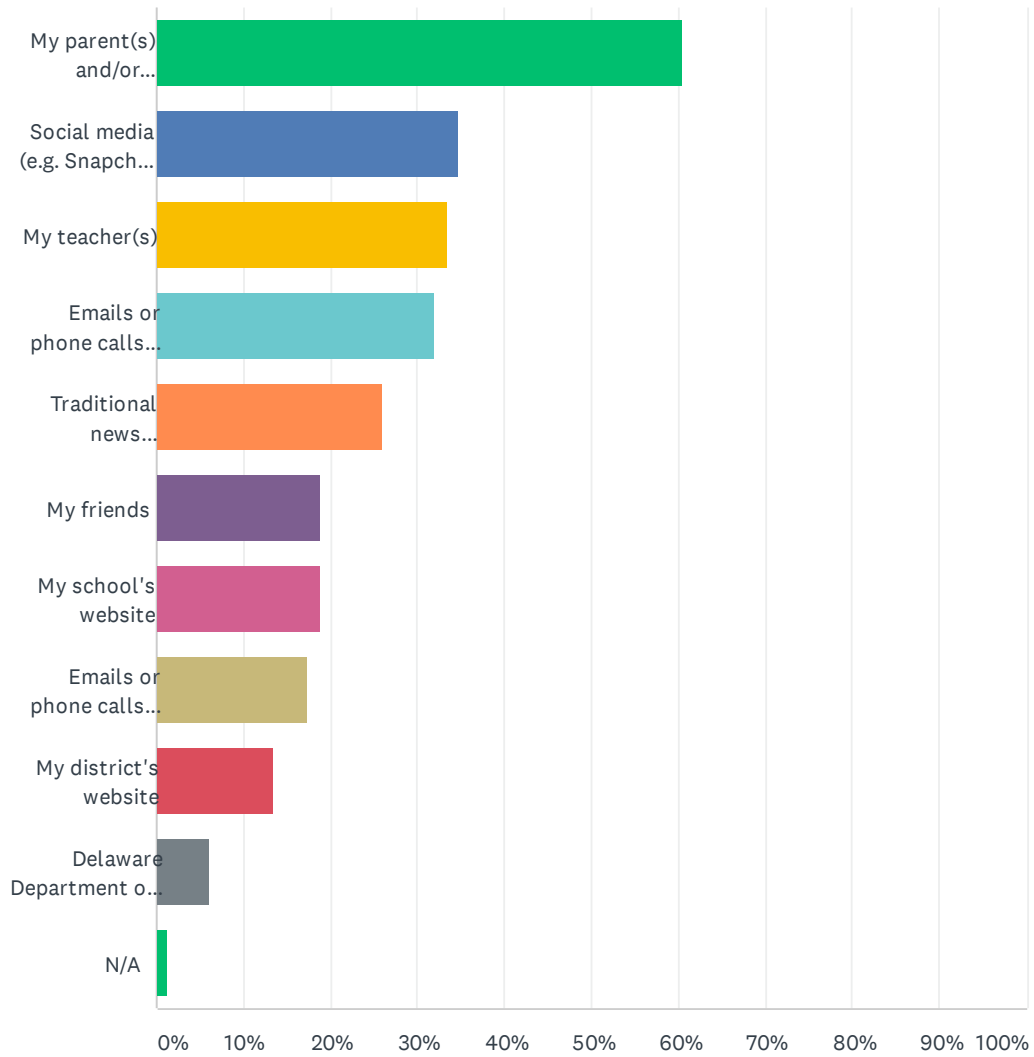
Answered: 3,111 Skipped: 1,694



| | EXTREMELY | VERY | SOMEWHAT | SLIGHTLY | NOT AT ALL | N/A (NOT APPLICABLE) | TOTAL |
|--|------------|------------|------------|------------|------------|----------------------|-------|
| Networking events available online (e.g. discussion boards, video chats) | 28% 862 | 30% 935 | 25% 764 | 8% 243 | 6% 177 | 4% 124 | 3,105 |
| Regular check-ins between teacher/s and you | 27% 849 | 27% 828 | 23% 711 | 11% 352 | 7% 204 | 5% 157 | 3,101 |
| Remote appointments with a counselor or mental health professional | 12% 359 | 8% 252 | 8% 256 | 4% 132 | 16% 497 | 52% 1,599 | 3,095 |
| Remote appointments with a school nurse | 6% 177 | 3% 104 | 5% 141 | 3% 87 | 21% 658 | 62% 1,928 | 3,095 |
| School supplies (e.g. pencils, paper, art supplies) | 20% 601 | 16% 484 | 11% 330 | 4% 128 | 11% 349 | 39% 1,187 | 3,079 |
| Needed technology (e.g. tablet, laptops, Wi-Fi hotspots) | 28% 857 | 15% 471 | 9% 292 | 3% 91 | 13% 390 | 32% 983 | 3,084 |

Q42 Where are you getting most of your information about your school's response to the COVID-19 (Coronavirus) outbreak right now? (select the top three)

Answered: 3,038 Skipped: 1,767

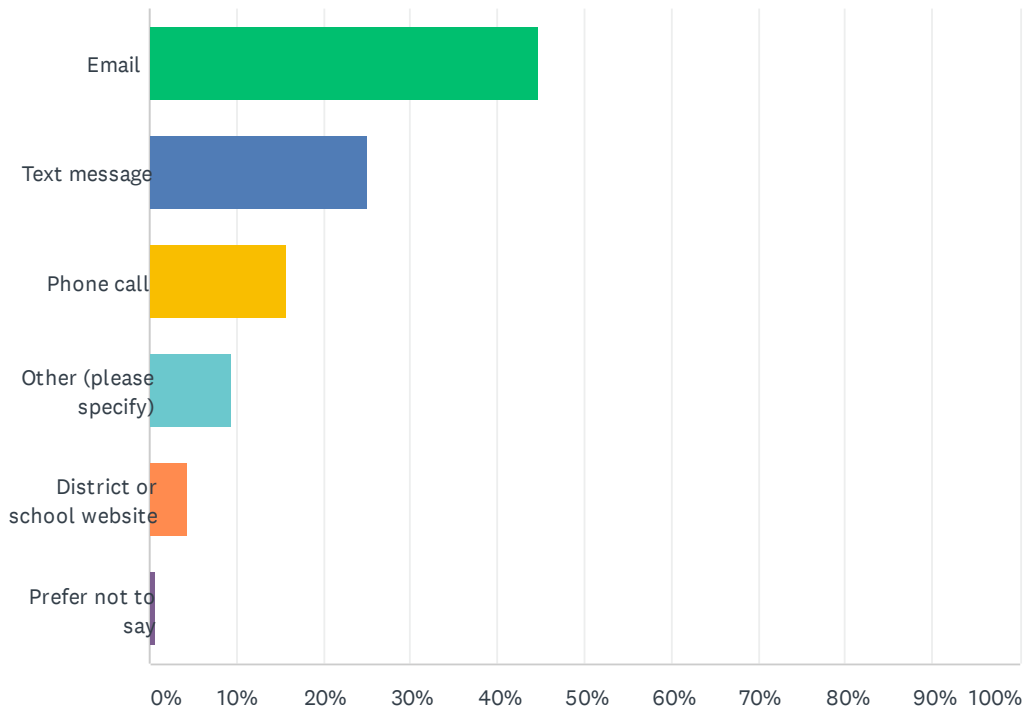


Delaware School Reopening Survey - Students

| ANSWER CHOICES | RESPONSES | |
|--|-----------|-------|
| My parent(s) and/or guardian(s) | 60% | 1,836 |
| Social media (e.g. Snapchat, Twitter, Instagram, TikTok, Youtube) | 35% | 1,057 |
| My teacher(s) | 33% | 1,017 |
| Emails or phone calls from my school's principal | 32% | 971 |
| Traditional news publications and sources (e.g. TV news, newspapers) | 26% | 787 |
| My friends | 19% | 574 |
| My school's website | 19% | 573 |
| Emails or phone calls from my district leader | 17% | 526 |
| My district's website | 13% | 409 |
| Delaware Department of Education's website | 6% | 183 |
| N/A | 1% | 37 |
| Total Respondents: 3,038 | | |

Q43 If your teacher needs to reach you, what is the easiest way to stay in touch?

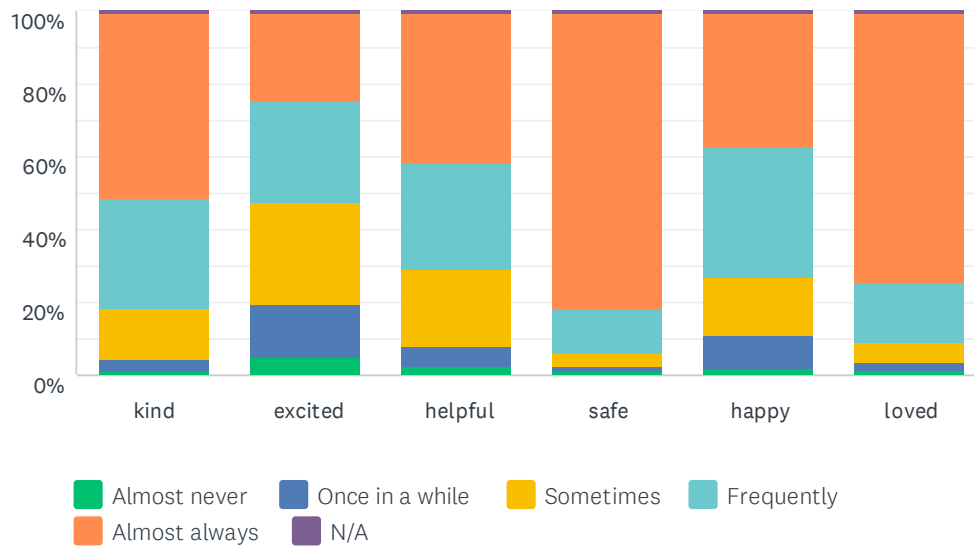
Answered: 3,038 Skipped: 1,767



| ANSWER CHOICES | RESPONSES | |
|----------------------------|-----------|--------------|
| Email | 45% | 1,359 |
| Text message | 25% | 762 |
| Phone call | 16% | 479 |
| Other (please specify) | 9% | 283 |
| District or school website | 4% | 135 |
| Prefer not to say | 1% | 20 |
| TOTAL | | 3,038 |

Q44 During the last week, how often did you feel _____? (Grades K-5)

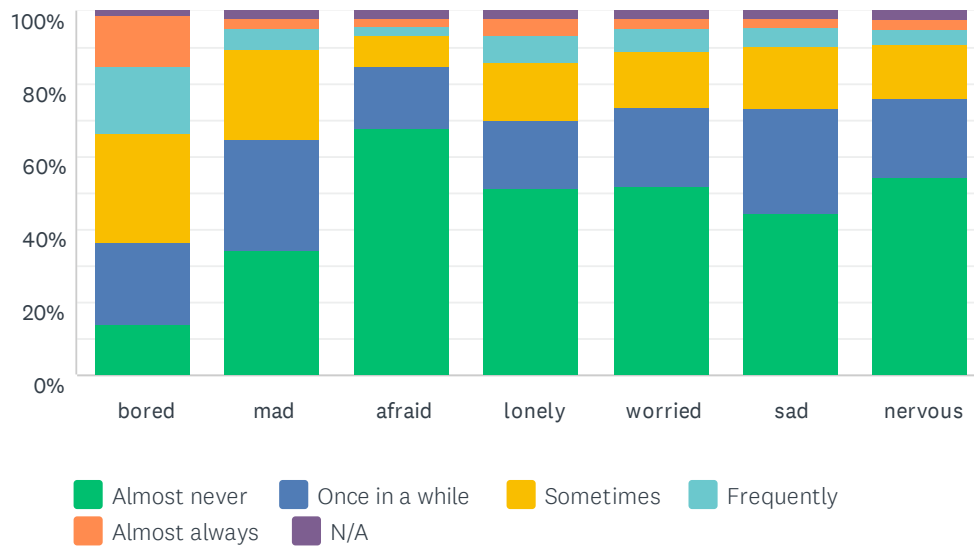
Answered: 996 Skipped: 3,809



| | ALMOST NEVER | ONCE IN A WHILE | SOMETIMES | FREQUENTLY | ALMOST ALWAYS | N/A | TOTAL |
|---------|--------------|-----------------|------------|------------|---------------|---------|-------|
| kind | 1% 10 | 3% 33 | 14% 139 | 30% 301 | 51% 505 | 1% 6 | 994 |
| excited | 5% 50 | 14% 143 | 28% 280 | 28% 279 | 24% 235 | 1% 6 | 993 |
| helpful | 3% 25 | 5% 52 | 21% 212 | 29% 292 | 41% 406 | 1% 6 | 993 |
| safe | 1% 10 | 2% 17 | 3% 33 | 13% 124 | 81% 805 | 0% 3 | 992 |
| happy | 2% 20 | 9% 89 | 16% 158 | 36% 353 | 37% 367 | 0% 3 | 990 |
| loved | 1% 13 | 2% 24 | 5% 53 | 16% 161 | 74% 735 | 0% 4 | 990 |

Q45 During the last week, how often did you feel _____? (Grades K-5)

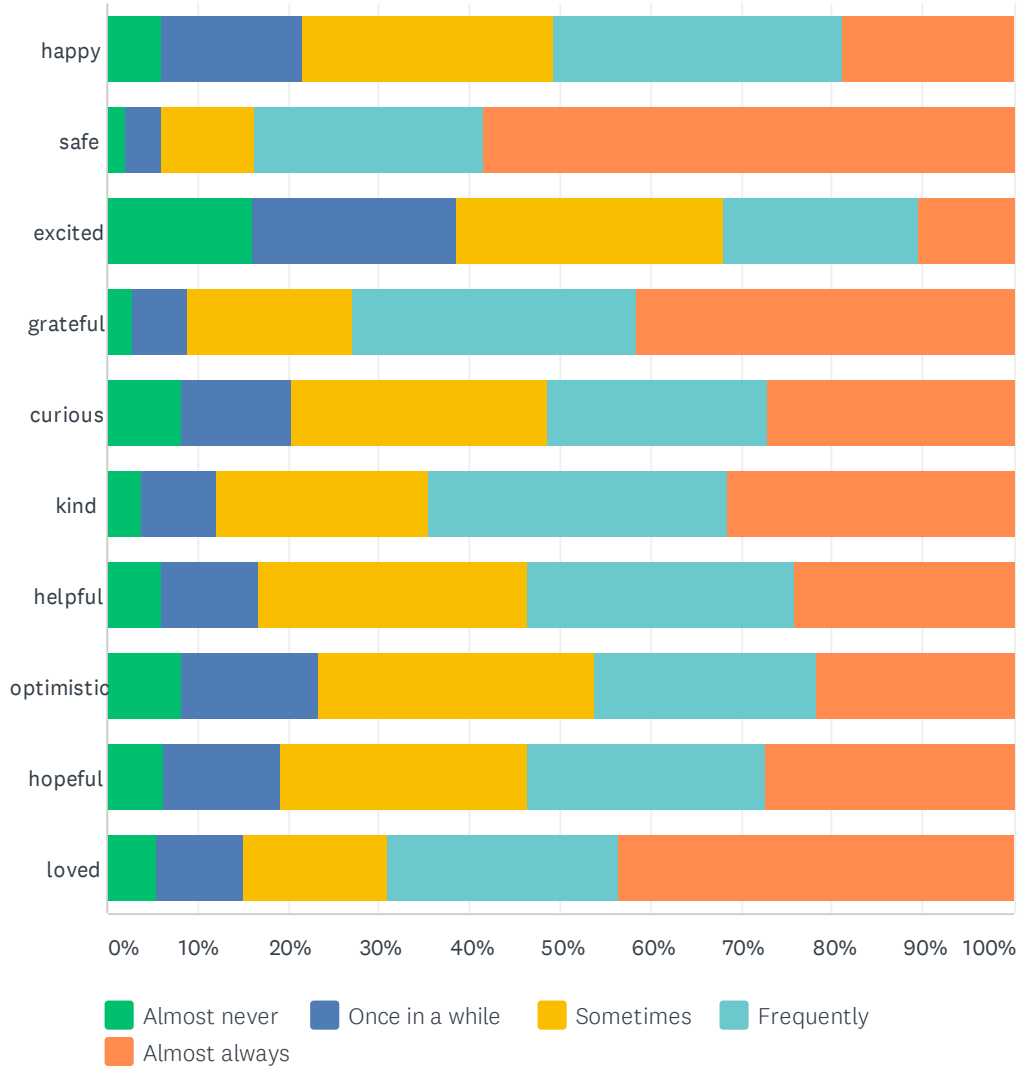
Answered: 996 Skipped: 3,809



| | ALMOST NEVER | ONCE IN A WHILE | SOMETIMES | FREQUENTLY | ALMOST ALWAYS | N/A | TOTAL |
|---------|--------------|-----------------|------------|------------|---------------|----------|-------|
| bored | 14% 139 | 23% 224 | 30% 297 | 19% 184 | 14% 142 | 1% 8 | 994 |
| mad | 34% 342 | 31% 303 | 25% 244 | 6% 58 | 3% 25 | 2% 20 | 992 |
| afraid | 68% 673 | 17% 171 | 9% 85 | 2% 22 | 2% 21 | 2% 19 | 991 |
| lonely | 52% 510 | 18% 183 | 16% 156 | 8% 77 | 5% 45 | 2% 19 | 990 |
| worried | 52% 516 | 22% 214 | 15% 153 | 6% 60 | 3% 26 | 2% 21 | 990 |
| sad | 44% 439 | 29% 289 | 17% 166 | 5% 49 | 3% 26 | 2% 19 | 988 |
| nervous | 55% 537 | 21% 211 | 15% 147 | 4% 43 | 3% 27 | 2% 20 | 985 |

Q46 During the last week, how often did you feel _____? (Grades 6-12)

Answered: 1,970 Skipped: 2,835

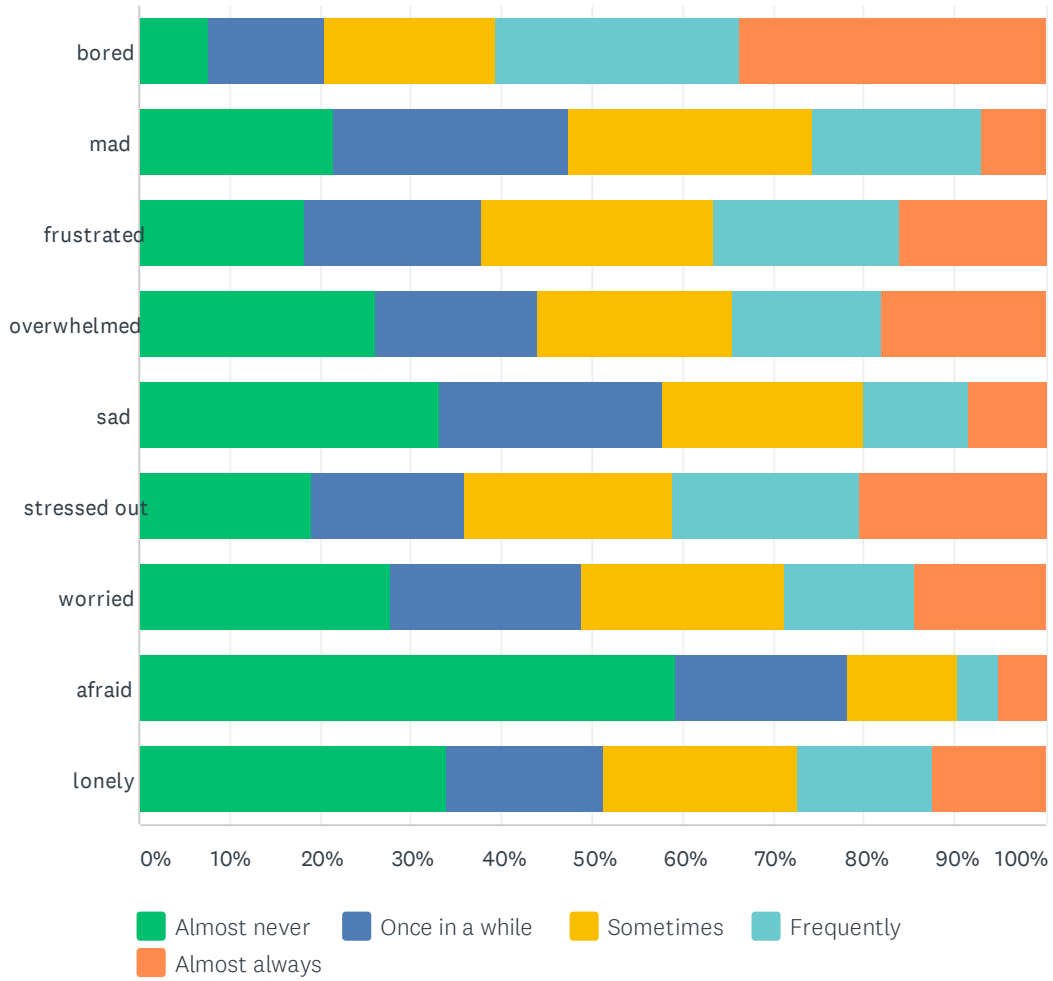


Delaware School Reopening Survey - Students

| | ALMOST NEVER | ONCE IN A WHILE | SOMETIMES | FREQUENTLY | ALMOST ALWAYS | TOTAL |
|------------|--------------|-----------------|------------|------------|---------------|-------|
| happy | 6% 118 | 15% 303 | 28% 547 | 32% 628 | 19% 370 | 1,966 |
| safe | 2% 39 | 4% 79 | 10% 201 | 25% 496 | 59% 1,149 | 1,964 |
| excited | 16% 315 | 22% 441 | 29% 579 | 22% 423 | 10% 205 | 1,963 |
| grateful | 3% 57 | 6% 118 | 18% 355 | 31% 618 | 41% 814 | 1,962 |
| curious | 8% 163 | 12% 234 | 28% 554 | 24% 480 | 27% 530 | 1,961 |
| kind | 4% 76 | 8% 160 | 23% 460 | 33% 644 | 32% 619 | 1,959 |
| helpful | 6% 116 | 11% 211 | 30% 583 | 29% 575 | 24% 473 | 1,958 |
| optimistic | 8% 161 | 15% 295 | 31% 597 | 24% 478 | 22% 424 | 1,955 |
| hopeful | 6% 120 | 13% 253 | 27% 532 | 26% 515 | 27% 534 | 1,954 |
| loved | 5% 104 | 10% 190 | 16% 308 | 26% 500 | 44% 851 | 1,953 |

Q47 During the last week, how often did you feel _____? (Grades 6-12)

Answered: 1,970 Skipped: 2,835



Delaware School Reopening Survey - Students

| | ALMOST NEVER | ONCE IN A WHILE | SOMETIMES | FREQUENTLY | ALMOST ALWAYS | TOTAL |
|--------------|--------------|-----------------|------------|------------|---------------|-------|
| bored | 8% 150 | 13% 251 | 19% 373 | 27% 529 | 34% 663 | 1,966 |
| mad | 22% 424 | 26% 508 | 27% 527 | 19% 367 | 7% 139 | 1,965 |
| frustrated | 18% 357 | 19% 382 | 26% 507 | 20% 400 | 16% 316 | 1,962 |
| overwhelmed | 26% 511 | 18% 352 | 21% 420 | 17% 325 | 18% 353 | 1,961 |
| sad | 33% 649 | 25% 484 | 22% 433 | 12% 229 | 8% 165 | 1,960 |
| stressed out | 19% 372 | 17% 334 | 23% 448 | 21% 404 | 21% 402 | 1,960 |
| worried | 28% 543 | 21% 412 | 23% 442 | 14% 278 | 14% 284 | 1,959 |
| afraid | 59% 1,162 | 19% 370 | 12% 237 | 4% 88 | 5% 102 | 1,959 |
| lonely | 34% 663 | 17% 341 | 21% 418 | 15% 291 | 12% 244 | 1,957 |