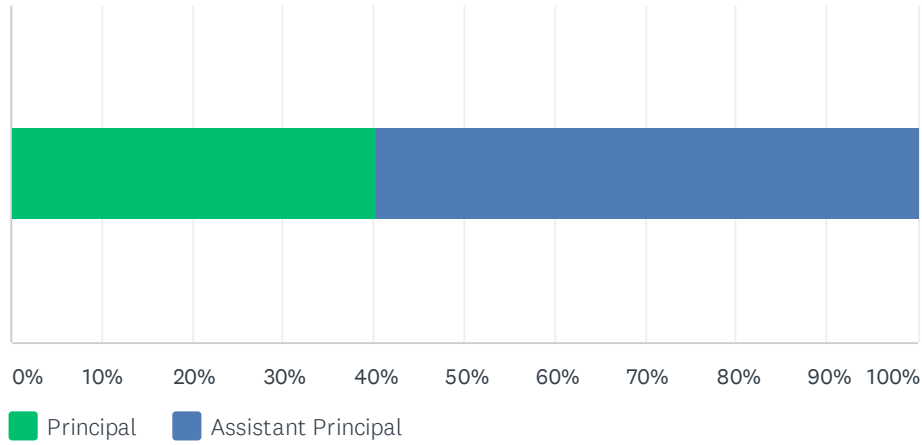


## Q20 What is your role in the district?

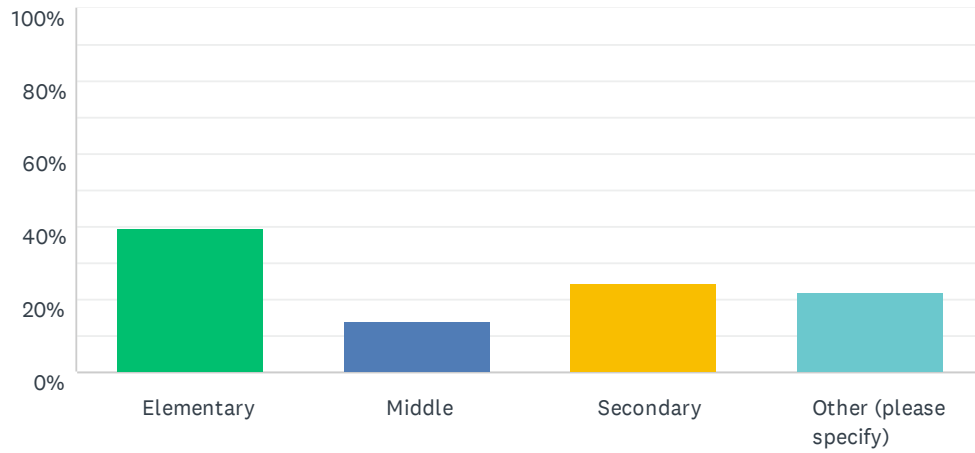
Answered: 183 Skipped: 0



ANSWER CHOICES	RESPONSES	
Principal	40%	74
Assistant Principal	60%	109
TOTAL		183

## Q21 What is the grade configuration of your school?

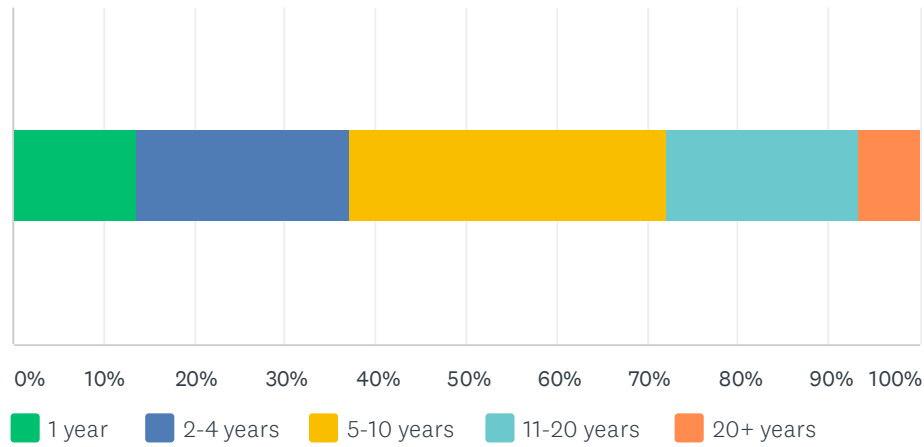
Answered: 183 Skipped: 0



ANSWER CHOICES	RESPONSES	
Elementary	39%	72
Middle	14%	26
Secondary	25%	45
Other (please specify)	22%	40
<b>TOTAL</b>		<b>183</b>

## Q22 How many years have you been employed as a school leader?

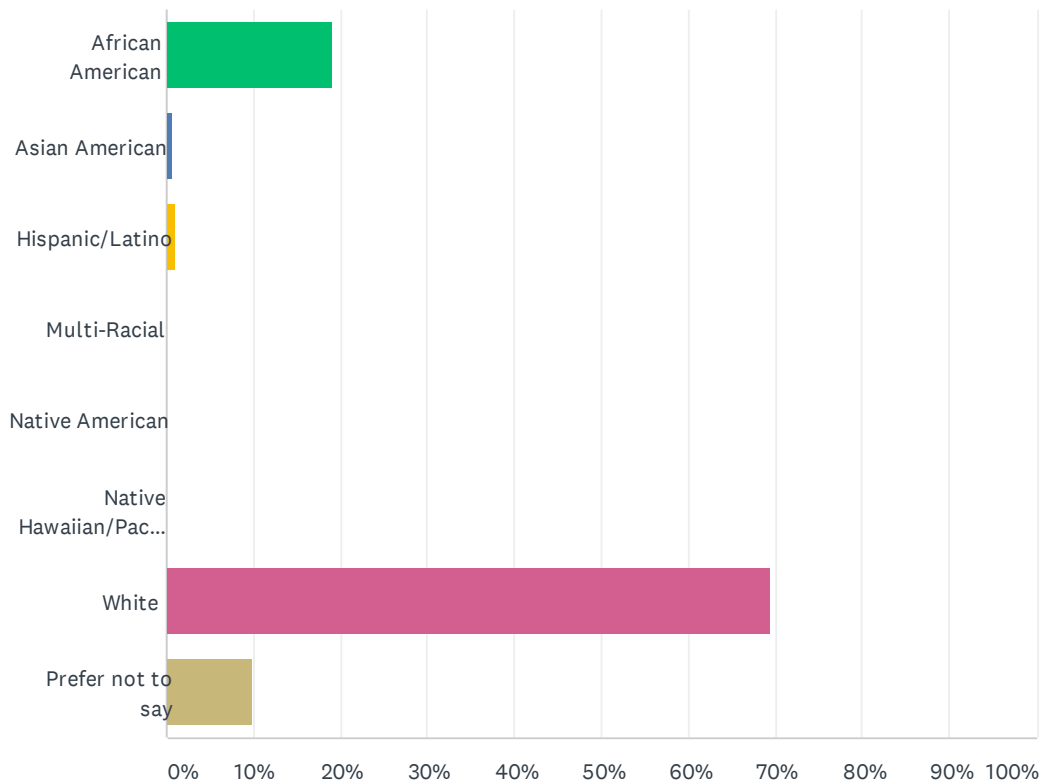
Answered: 183 Skipped: 0



ANSWER CHOICES	RESPONSES	
1 year	14%	25
2-4 years	23%	43
5-10 years	35%	64
11-20 years	21%	39
20+ years	7%	12
<b>TOTAL</b>		<b>183</b>

## Q23 What is your race/ethnicity?

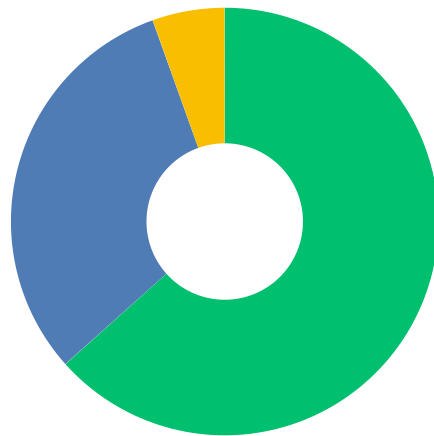
Answered: 183 Skipped: 0



ANSWER CHOICES	RESPONSES	
African American	19%	35
Asian American	1%	1
Hispanic/Latino	1%	2
Multi-Racial	0%	0
Native American	0%	0
Native Hawaiian/Pacific Islander	0%	0
White	69%	127
Prefer not to say	10%	18
<b>TOTAL</b>		<b>183</b>

## Q24 What is your gender?

Answered: 183 Skipped: 0

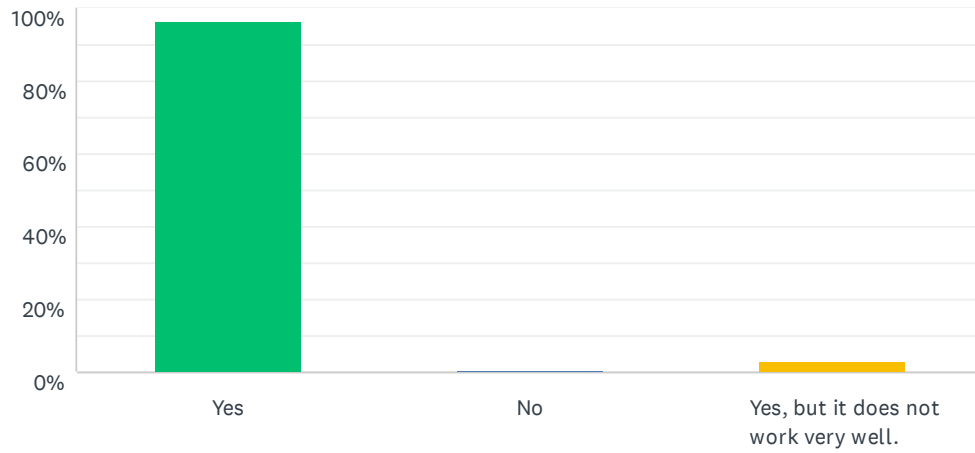


■ Female 
 ■ Male 
 ■ Prefer not to say

ANSWER CHOICES	RESPONSES	
Female	63%	116
Male	31%	57
Prefer not to say	5%	10
<b>TOTAL</b>		<b>183</b>

## Q25 Do you have internet access at home?

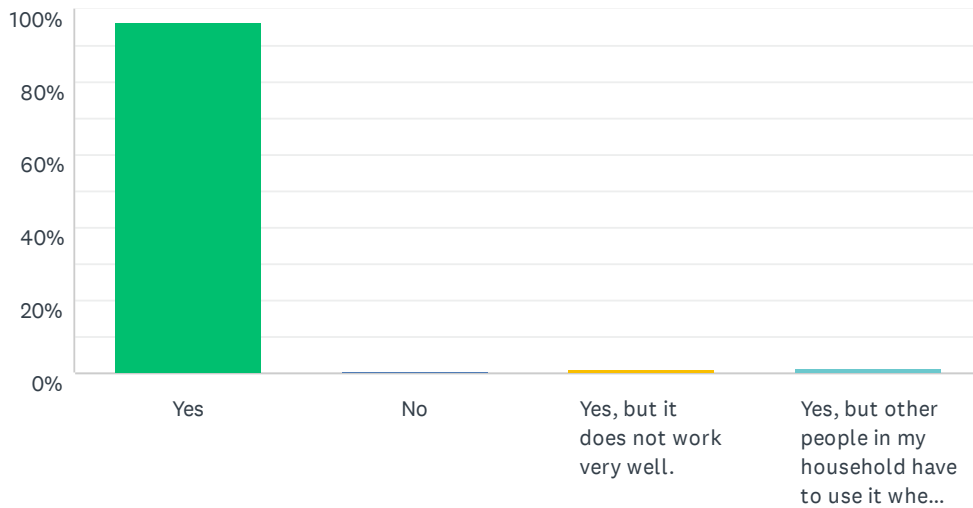
Answered: 180 Skipped: 3



ANSWER CHOICES	RESPONSES	
Yes	97%	174
No	1%	1
Yes, but it does not work very well.	3%	5
<b>TOTAL</b>		<b>180</b>

## Q26 Do you have access to a computer or device (other than a smartphone) that you can use to perform your job responsibilities?

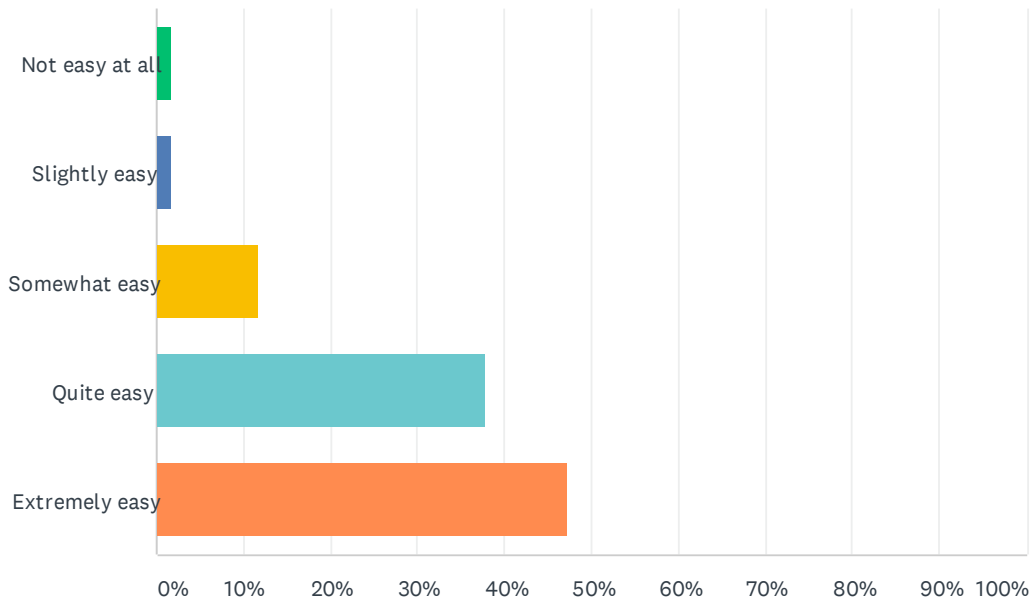
Answered: 180 Skipped: 3



ANSWER CHOICES	RESPONSES	
Yes	97%	174
No	1%	1
Yes, but it does not work very well.	1%	2
Yes, but other people in my household have to use it when I need it.	2%	3
<b>TOTAL</b>		<b>180</b>

### Q27 How easy is it for you to use remote learning tools (video calls, Google Classroom, Schoology, etc.)?

Answered: 180 Skipped: 3

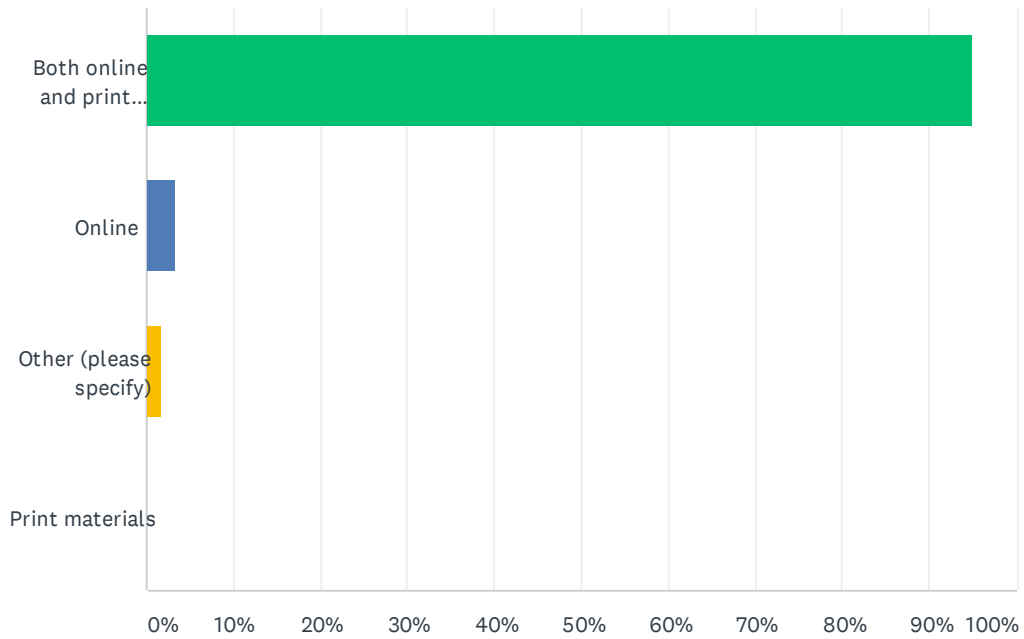


ANSWER CHOICES	RESPONSES	
Not easy at all	2%	3
Slightly easy	2%	3
Somewhat easy	12%	21
Quite easy	38%	68
Extremely easy	47%	85
<b>TOTAL</b>		<b>180</b>



## Q28 In what ways is your school delivering remote learning?

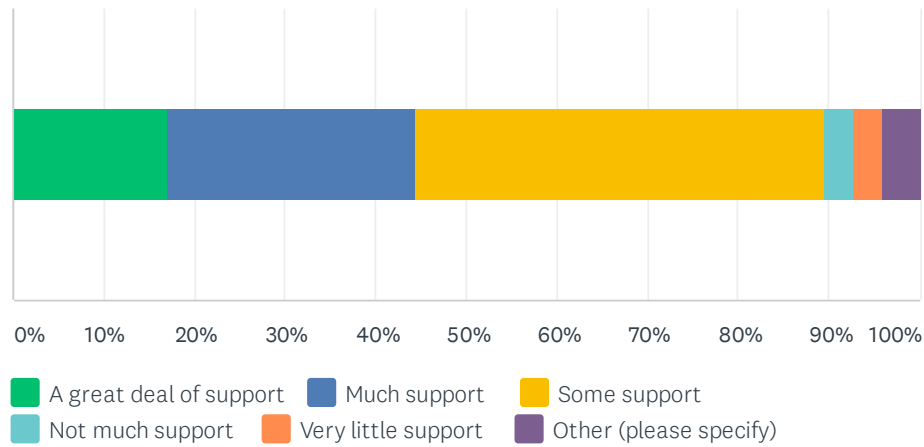
Answered: 180 Skipped: 3



ANSWER CHOICES	RESPONSES	
Both online and print materials	95%	171
Online	3%	6
Other (please specify)	2%	3
Print materials	0%	0
<b>TOTAL</b>		<b>180</b>

## Q29 How much support have teachers needed in the remote learning environment?

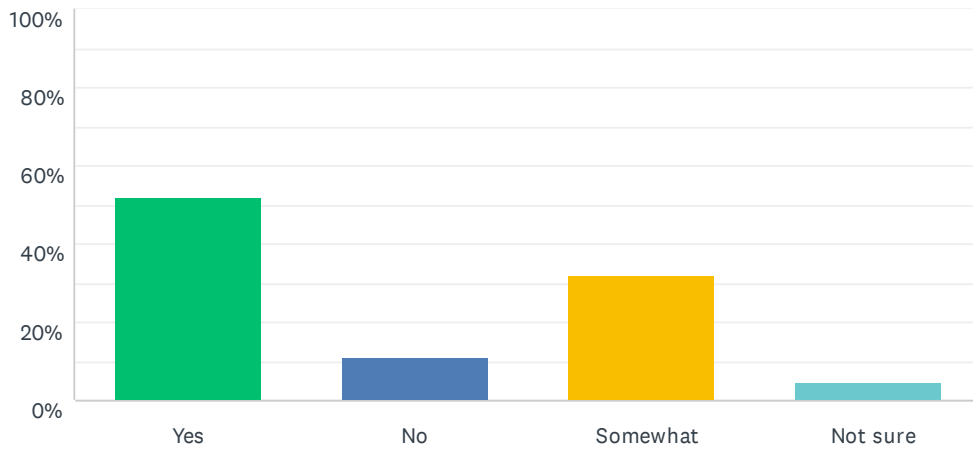
Answered: 153 Skipped: 30



ANSWER CHOICES	RESPONSES	
A great deal of support	17%	26
Much support	27%	42
Some support	45%	69
Not much support	3%	5
Very little support	3%	5
Other (please specify)	4%	6
<b>TOTAL</b>		<b>153</b>

### Q30 Have you remained as effective in your role during remote learning as you were before?

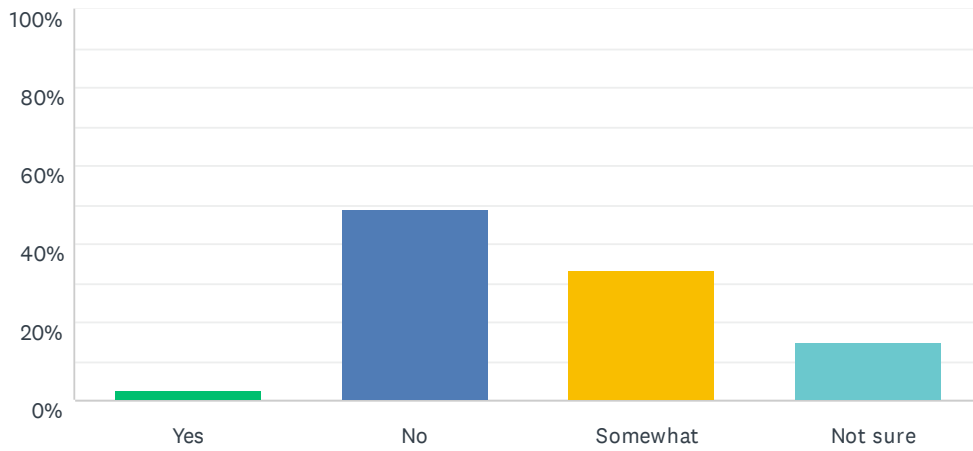
Answered: 153 Skipped: 30



ANSWER CHOICES	RESPONSES	
Yes	52%	80
No	11%	17
Somewhat	32%	49
Not sure	5%	7
<b>TOTAL</b>		<b>153</b>

### Q31 Are your students learning as much now as they were prior to switching to remote learning?

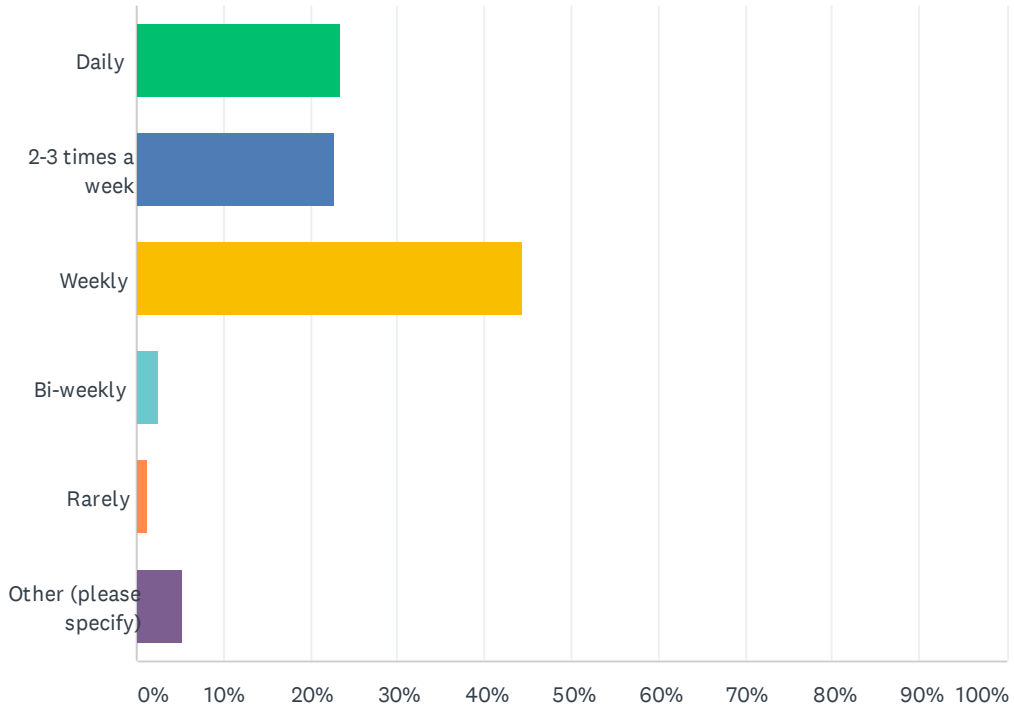
Answered: 153 Skipped: 30



ANSWER CHOICES	RESPONSES	
Yes	3%	4
No	49%	75
Somewhat	33%	51
Not sure	15%	23
<b>TOTAL</b>		<b>153</b>

### Q33 How often do you provide opportunities for teachers to collaborate?

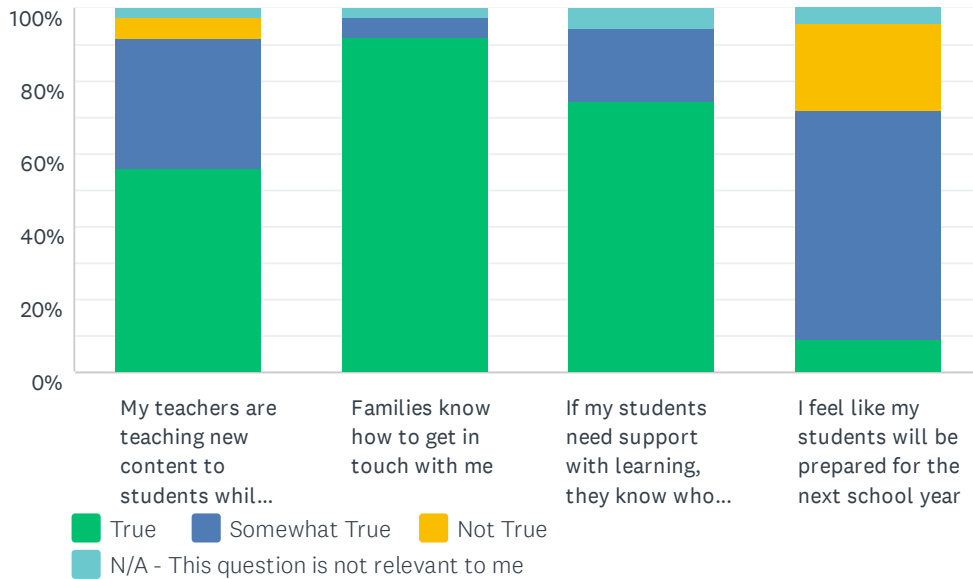
Answered: 153 Skipped: 30



ANSWER CHOICES	RESPONSES	
Daily	24%	36
2-3 times a week	23%	35
Weekly	44%	68
Bi-weekly	3%	4
Rarely	1%	2
Other (please specify)	5%	8
<b>TOTAL</b>		<b>153</b>

### Q34 Please tell us how true the following statements are for your students

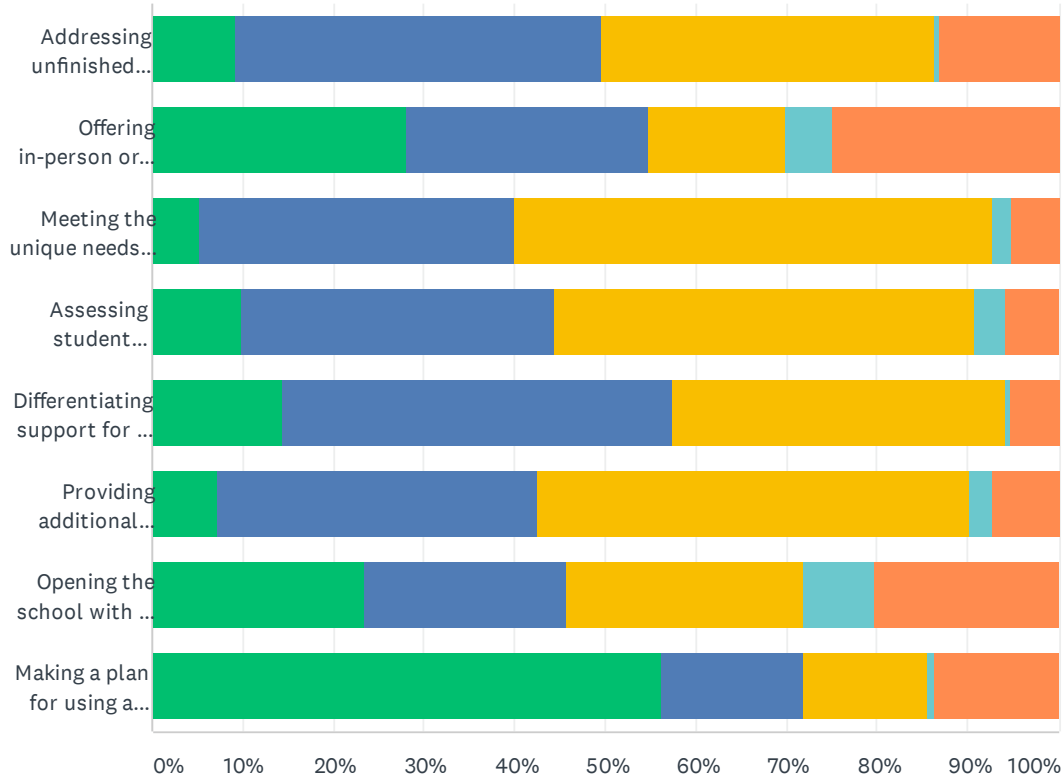
Answered: 153 Skipped: 30



	TRUE	SOMEWHAT TRUE	NOT TRUE	N/A - THIS QUESTION IS NOT RELEVANT TO ME	TOTAL
My teachers are teaching new content to students while at home	56% 86	36% 55	5% 8	3% 4	153
Families know how to get in touch with me	92% 141	5% 8	0% 0	3% 4	153
If my students need support with learning, they know who to contact and how to get in touch with them	74% 113	20% 31	0% 0	5% 8	152
I feel like my students will be prepared for the next school year	9% 14	63% 96	24% 37	4% 6	153

### Q37 How far along is your planning in the following areas?

Answered: 153 Skipped: 30



- I have a complete plan in place
- I have a partial plan in place
- I have thought about this but have not yet made plans
- I have not yet had time to think about this
- N/A - This is not relevant to my school/role

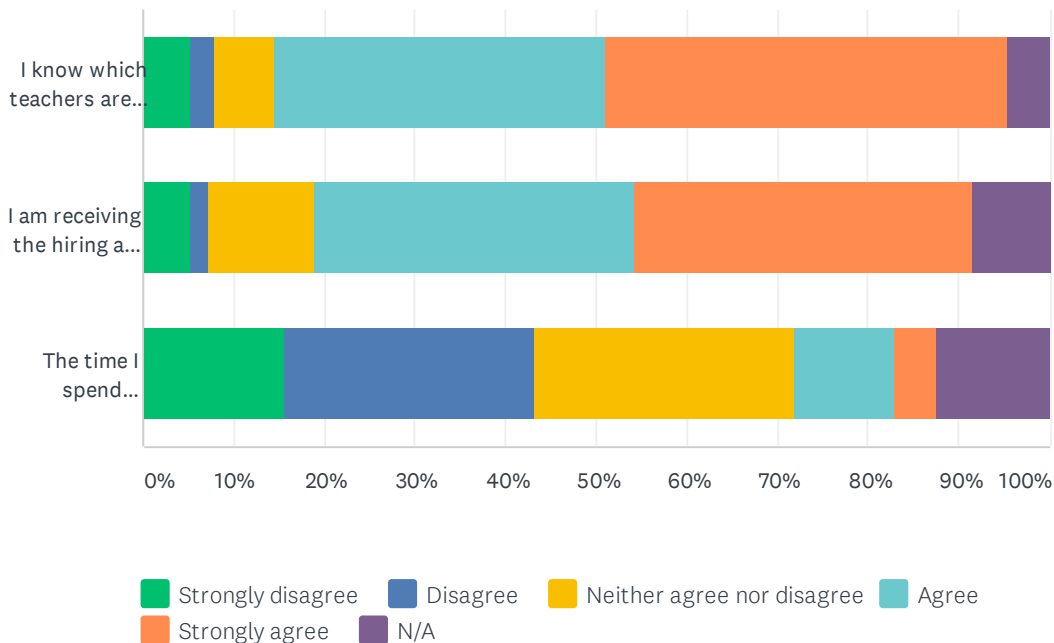
Delaware School Reopening Survey - School Leaders

	I HAVE A COMPLETE PLAN IN PLACE	I HAVE A PARTIAL PLAN IN PLACE	I HAVE THOUGHT ABOUT THIS BUT HAVE NOT YET MADE PLANS	I HAVE NOT YET HAD TIME TO THINK ABOUT THIS	N/A – THIS IS NOT RELEVANT TO MY SCHOOL/ROLE	TOTAL
Addressing unfinished learning during the summer or early fall	9% 14	41% 62	37% 56	1% 1	13% 20	153
Offering in-person or remote summer learning at my school	28% 43	27% 41	15% 23	5% 8	25% 38	153
Meeting the unique needs students and their families will have upon returning to school	5% 8	35% 53	53% 81	2% 3	5% 8	153
Assessing student performance and needs upon returning to school	10% 15	35% 53	46% 71	3% 5	6% 9	153
Differentiating support for all student populations (e.g., ELL, Special Education)	14% 22	43% 66	37% 56	1% 1	5% 8	153
Providing additional professional development to support teachers in helping students get back ontrack when returning to school	7% 11	35% 54	48% 73	3% 4	7% 11	153
Opening the school with no vacancies	24% 36	22% 34	26% 40	8% 12	20% 31	153
Making a plan for using a virtual hiring process (e.g. virtual interviews, virtual career fairs)	56% 86	16% 24	14% 21	1% 1	14% 21	153



### Q38 Please indicate your level of agreement with the following statements

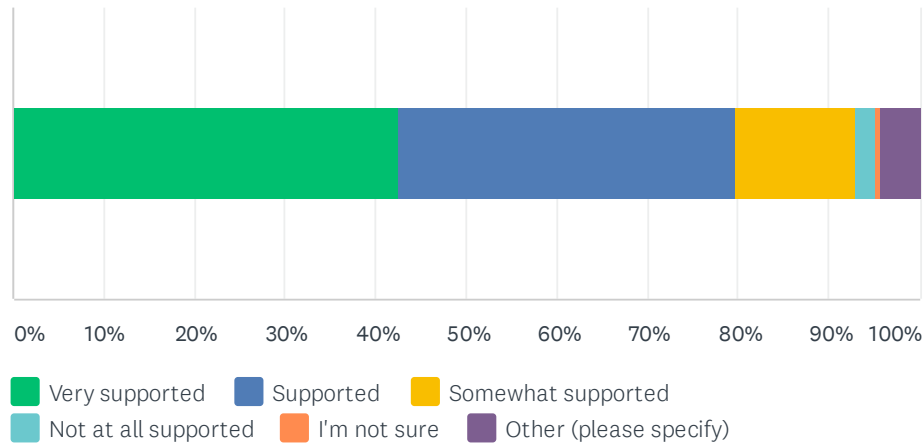
Answered: 153 Skipped: 30



	STRONGLY DISAGREE	DISAGREE	NEITHER AGREE NOR DISAGREE	AGREE	STRONGLY AGREE	N/A	TOTAL
I know which teachers are planning to return to school next year	5% 8	3% 4	7% 10	37% 56	44% 68	5% 7	153
I am receiving the hiring and staffing support I need from the district	5% 8	2% 3	12% 18	35% 54	37% 57	8% 13	153
The time I spend addressing immediate concerns right now prevents me from completing other necessary tasks related to hiring	16% 24	27% 42	29% 44	11% 17	5% 7	12% 19	153

## Q39 How supported do you feel by your district leaders?

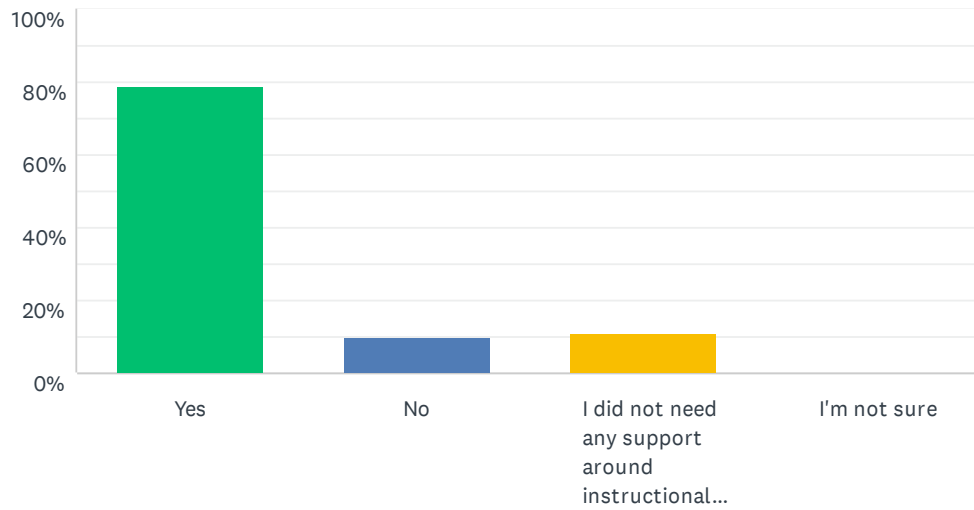
Answered: 143 Skipped: 40



ANSWER CHOICES	RESPONSES	
Very supported	43%	61
Supported	37%	53
Somewhat supported	13%	19
Not at all supported	2%	3
I'm not sure	1%	1
Other (please specify)	4%	6
<b>TOTAL</b>		<b>143</b>

## Q40 Did you receive enough support from the instructional technology personnel?

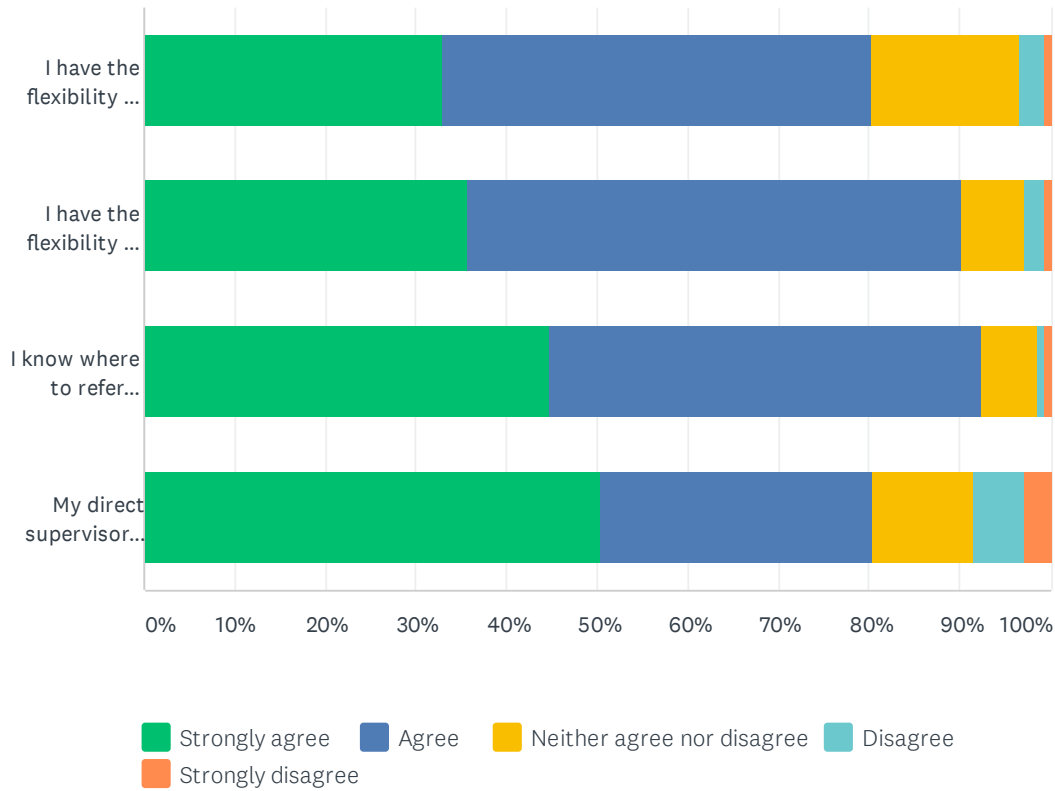
Answered: 143 Skipped: 40



ANSWER CHOICES	RESPONSES	
Yes	79%	113
No	10%	14
I did not need any support around instructional technology	11%	16
I'm not sure	0%	0
<b>TOTAL</b>		<b>143</b>

## Q41 Please indicate your level of agreement with the following statements

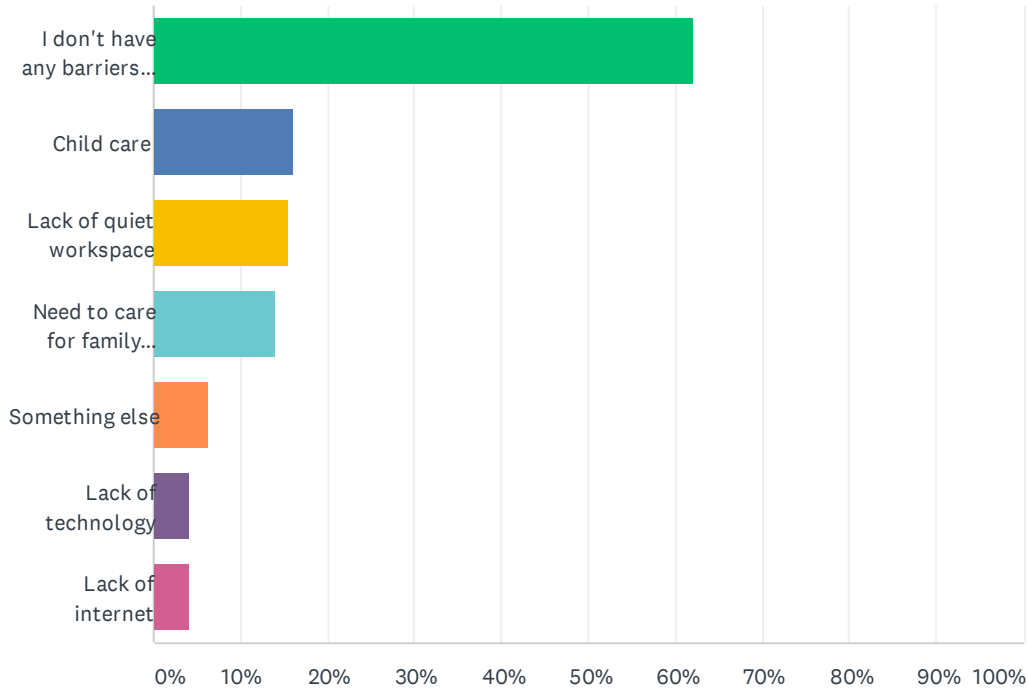
Answered: 143 Skipped: 40



	STRONGLY AGREE	AGREE	NEITHER AGREE NOR DISAGREE	DISAGREE	STRONGLY DISAGREE	TOTAL
I have the flexibility I need to support students and families who are in need	33% 47	48% 68	16% 23	3% 4	1% 1	143
I have the flexibility I need to support school staff who are in need	36% 51	55% 78	7% 10	2% 3	1% 1	143
I know where to refer families and students to help them meet their COVID-19 related needs (e.g., food, shelter, healthcare, counseling services)	45% 64	48% 68	6% 9	1% 1	1% 1	143
My direct supervisor contacted me just to check up on how I am doing during this time	50% 72	30% 43	11% 16	6% 8	3% 4	143

## Q42 What is your biggest barrier in effectively working from home? (select up to three)

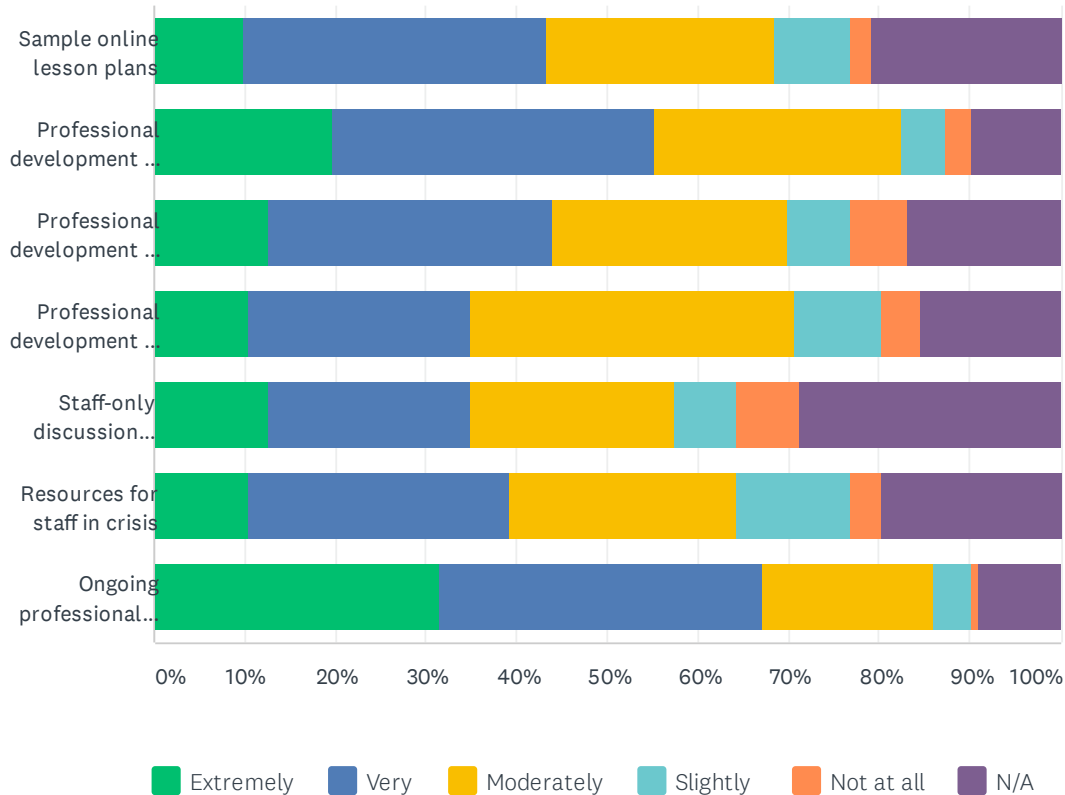
Answered: 143 Skipped: 40



ANSWER CHOICES	RESPONSES	
I don't have any barriers right now	62%	89
Child care	16%	23
Lack of quiet workspace	15%	22
Need to care for family members	14%	20
Something else	6%	9
Lack of technology	4%	6
Lack of internet	4%	6
Total Respondents: 143		

### Q43 How useful were the resources and supports provided to your staff?

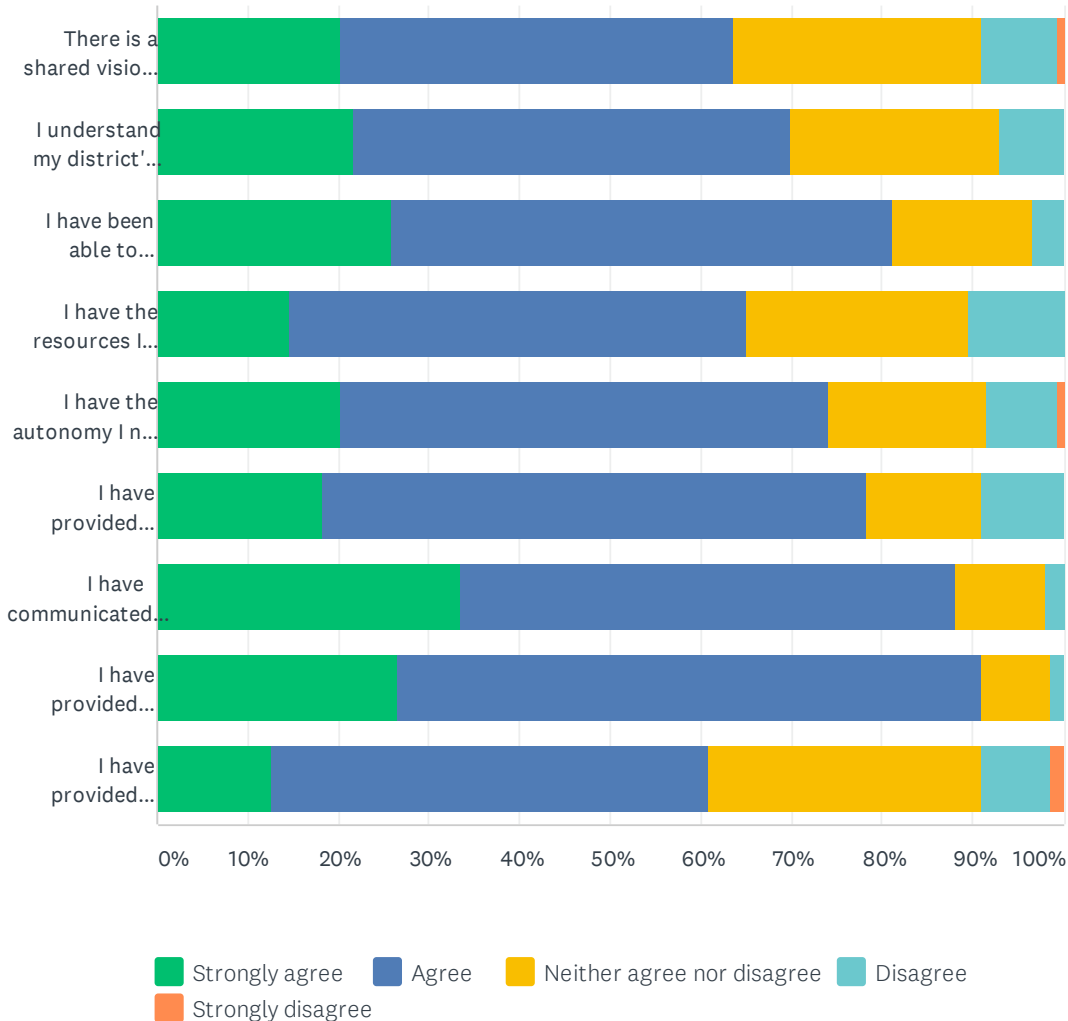
Answered: 143 Skipped: 40



	EXTREMELY	VERY	MODERATELY	SLIGHTLY	NOT AT ALL	N/A	TOTAL
Sample online lesson plans	10% 14	34% 48	25% 36	8% 12	2% 3	21% 30	143
Professional development on how to use online platforms	20% 28	36% 51	27% 39	5% 7	3% 4	10% 14	143
Professional development on converting offline materials into online resources	13% 18	31% 45	26% 37	7% 10	6% 9	17% 24	143
Professional development on engaging students through remote learning	10% 15	24% 35	36% 51	10% 14	4% 6	15% 22	143
Staff-only discussion boards to receive peer support and advice	13% 18	22% 32	22% 32	7% 10	7% 10	29% 41	143
Resources for staff in crisis	10% 15	29% 41	25% 36	13% 18	3% 5	20% 28	143
Ongoing professional learning communities (PLCs)	31% 45	36% 51	19% 27	4% 6	1% 1	9% 13	143

### Q44 Please indicate your level of agreement with the following statements (since remote learning started)

Answered: 143 Skipped: 40



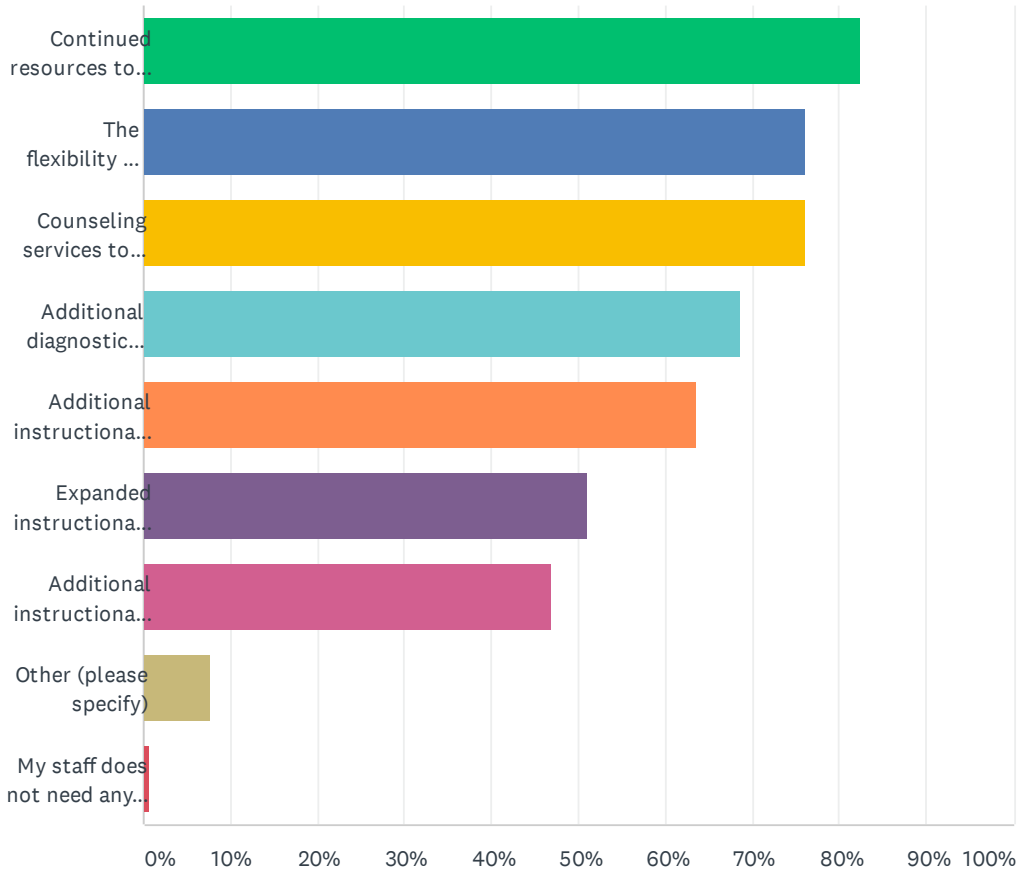
Delaware School Reopening Survey - School Leaders

	STRONGLY AGREE	AGREE	NEITHER AGREE NOR DISAGREE	DISAGREE	STRONGLY DISAGREE	TOTAL
There is a shared vision across my district for effective remote learning	20% 29	43% 62	27% 39	8% 12	1% 1	143
I understand my district's expectations for providing feedback to teachers	22% 31	48% 69	23% 33	7% 10	0% 0	143
I have been able to distribute academic resources to staff	26% 37	55% 79	15% 22	3% 5	0% 0	143
I have the resources I need to effectively support my teachers as they implement remote learning	15% 21	50% 72	24% 35	10% 15	0% 0	143
I have the autonomy I need to support my teachers as they implement remote learning	20% 29	54% 77	17% 25	8% 11	1% 1	143
I have provided support to teachers so that they are able to assess students' performance and track their progress	18% 26	60% 86	13% 18	9% 13	0% 0	143
I have communicated the expectations for providing feedback to students and grading work at this time	34% 48	55% 78	10% 14	2% 3	0% 0	143
I have provided support to teachers so that they are able to support students' learning in a remote learning environment	27% 38	64% 92	8% 11	1% 2	0% 0	143
I have provided support to teachers so that they are able to assess possible unfinished learning of the incoming students	13% 18	48% 69	30% 43	8% 11	1% 2	143



### Q45 As you think about next year, what support(s) do you imagine your staff will need? (select all that apply)

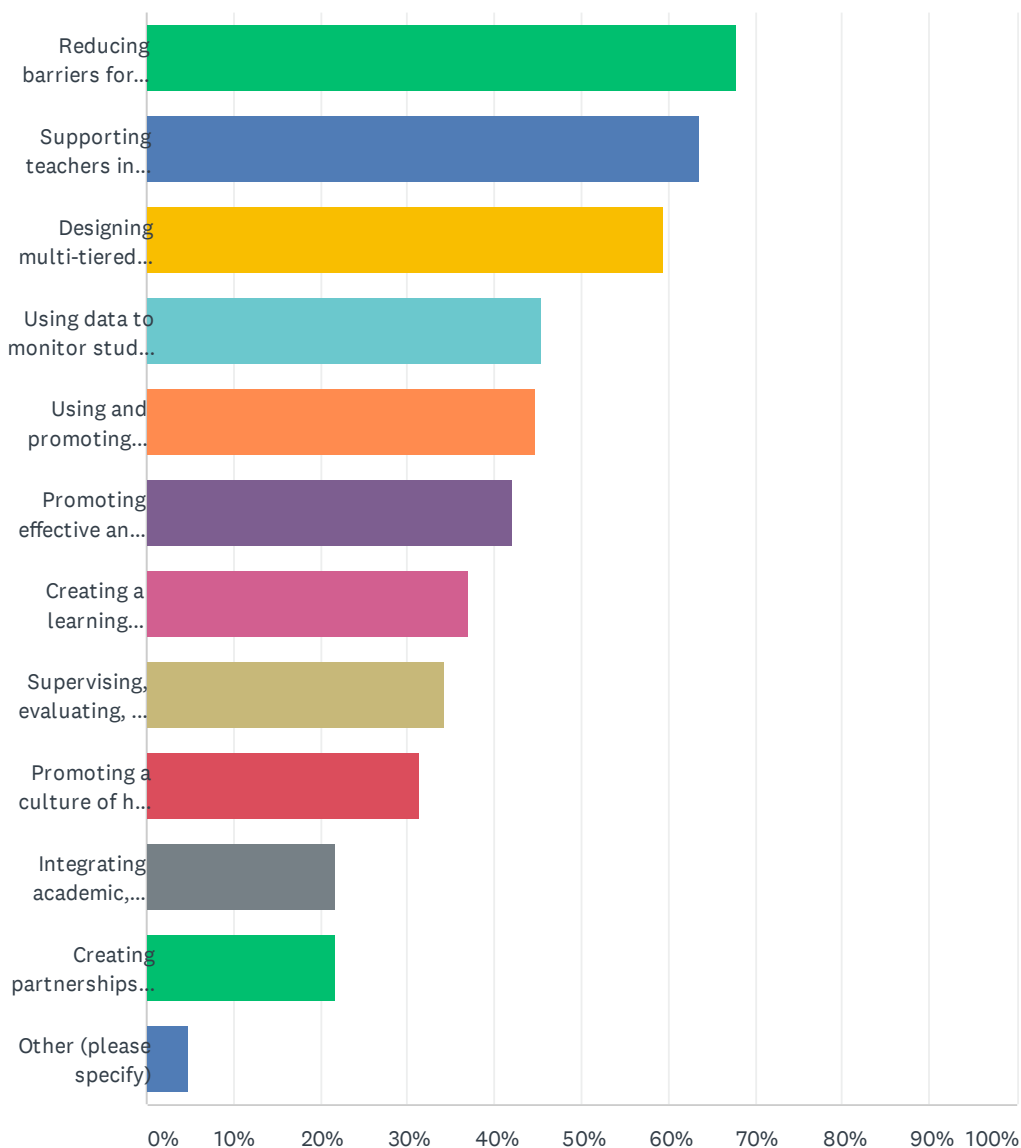
Answered: 143 Skipped: 40



ANSWER CHOICES	RESPONSES	
Continued resources to support remote learning	83%	118
The flexibility to address unfinished learning from the students' previous grade	76%	109
Counseling services to support students as they come back to school	76%	109
Additional diagnostic tools to understand where students are in their learning	69%	98
Additional instructional planning resources	64%	91
Expanded instructional technology personnel capacity	51%	73
Additional instructional planning time	47%	67
Other (please specify)	8%	11
My staff does not need any additional support	1%	1
Total Respondents: 143		

### Q46 As you think about next year, what support(s) in the following areas do you imagine you will need? (select all that apply)

Answered: 143 Skipped: 40

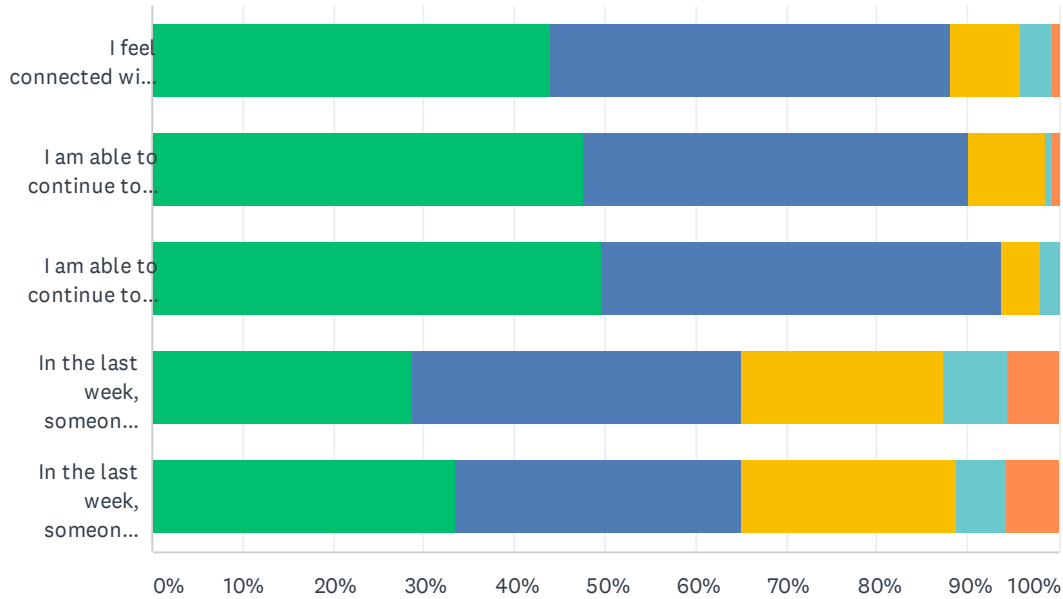


## Delaware School Reopening Survey - School Leaders

ANSWER CHOICES	RESPONSES	
Reducing barriers for at-risk students	68%	97
Supporting teachers in addressing unfinished learning from the students' previous grade	64%	91
Designing multi-tiered systems in a remote learning environment (i.e. scheduling, RTI, guidance services)	59%	85
Using data to monitor student achievement	45%	65
Using and promoting technology	45%	64
Promoting effective and innovative research-based instructional strategies	42%	60
Creating a learning environment that recognizes diversity	37%	53
Supervising, evaluating, and assisting teachers	34%	49
Promoting a culture of high expectations	31%	45
Integrating academic, co-curricular, and extracurricular programs	22%	31
Creating partnerships with community organizations	22%	31
Other (please specify)	5%	7
Total Respondents: 143		

### Q47 Please indicate your level of agreement with the following statements

Answered: 143 Skipped: 40

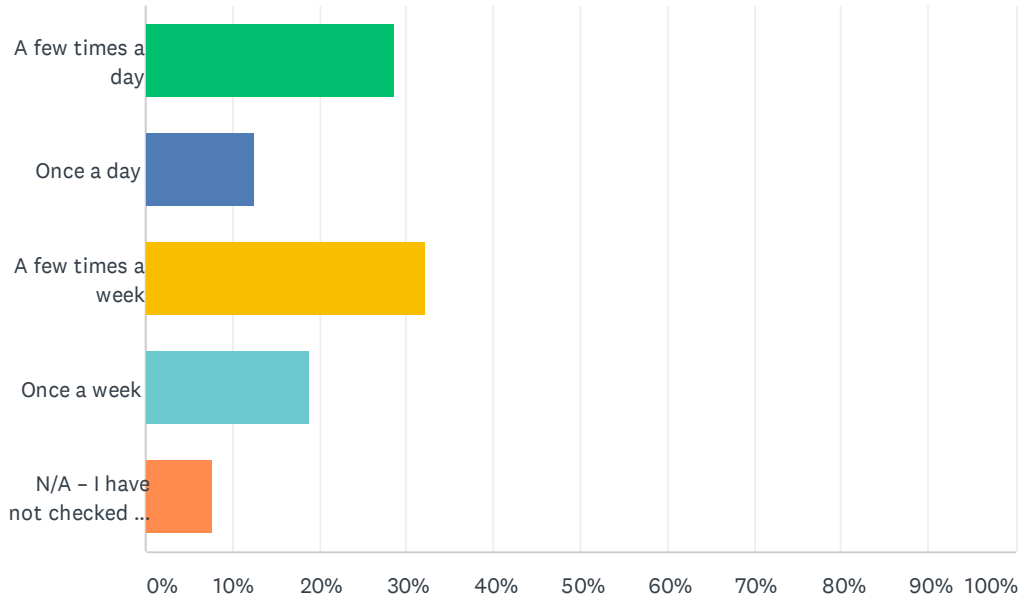


■ Strongly agree   
 ■ Agree   
 ■ Neither agree nor disagree   
 ■ Disagree  
■ Strongly disagree

	STRONGLY AGREE	AGREE	NEITHER AGREE NOR DISAGREE	DISAGREE	STRONGLY DISAGREE	TOTAL
I feel connected with my school community	44% 63	44% 63	8% 11	3% 5	1% 1	143
I am able to continue to collaborate with my peers (e.g. other school leaders)	48% 68	43% 61	8% 12	1% 1	1% 1	143
I am able to continue to collaborate with school-based staff	50% 71	44% 63	4% 6	2% 3	0% 0	143
In the last week, someone from my district provided me with positive feedback	29% 41	36% 52	22% 32	7% 10	6% 8	143
In the last week, someone from my district made me feel valued	34% 48	31% 45	24% 34	6% 8	6% 8	143

### Q48 In the last week, how often did you check in with your supervisor or district leader?

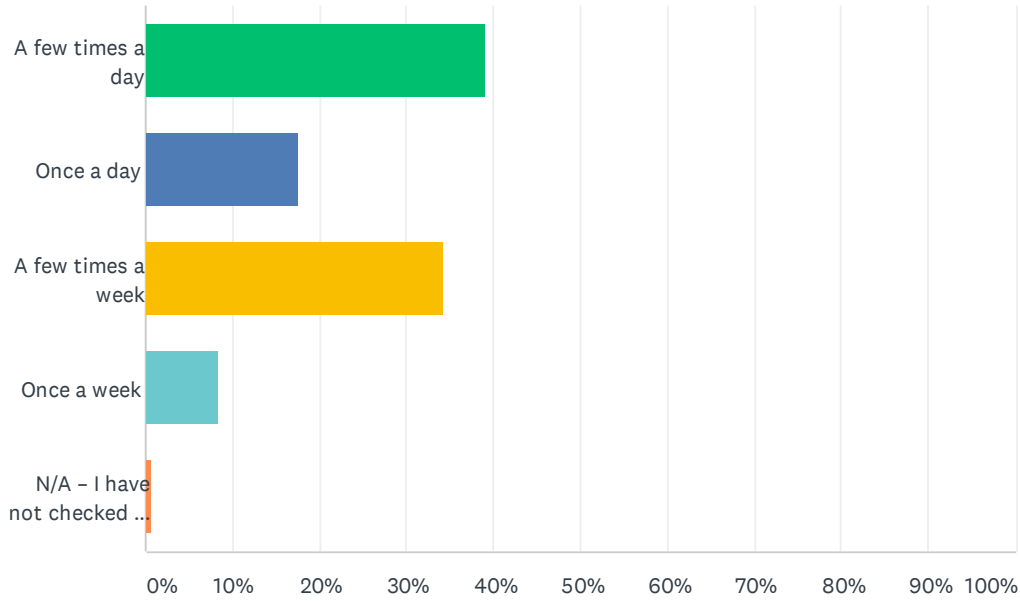
Answered: 143 Skipped: 40



ANSWER CHOICES	RESPONSES	
A few times a day	29%	41
Once a day	13%	18
A few times a week	32%	46
Once a week	19%	27
N/A – I have not checked in with my supervisor or district leader in the last week	8%	11
<b>TOTAL</b>		<b>143</b>

### Q49 In the last week, how often did you check in with one or more of your peers?

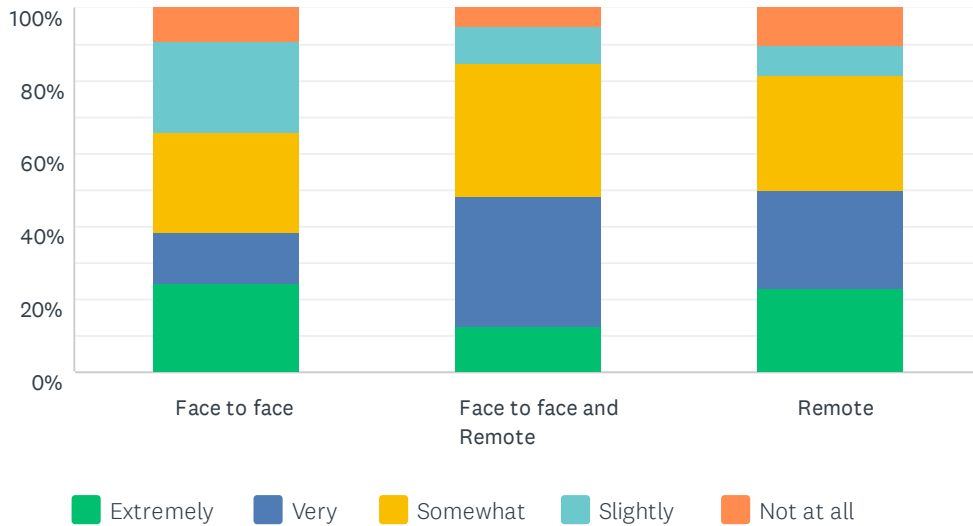
Answered: 143 Skipped: 40



ANSWER CHOICES	RESPONSES	
A few times a day	39%	56
Once a day	17%	25
A few times a week	34%	49
Once a week	8%	12
N/A – I have not checked in with my peers in the last week.	1%	1
<b>TOTAL</b>		<b>143</b>

### Q53 Given the current conditions, how comfortable would you be with the following choices of delivery of instruction at the beginning of the school year?

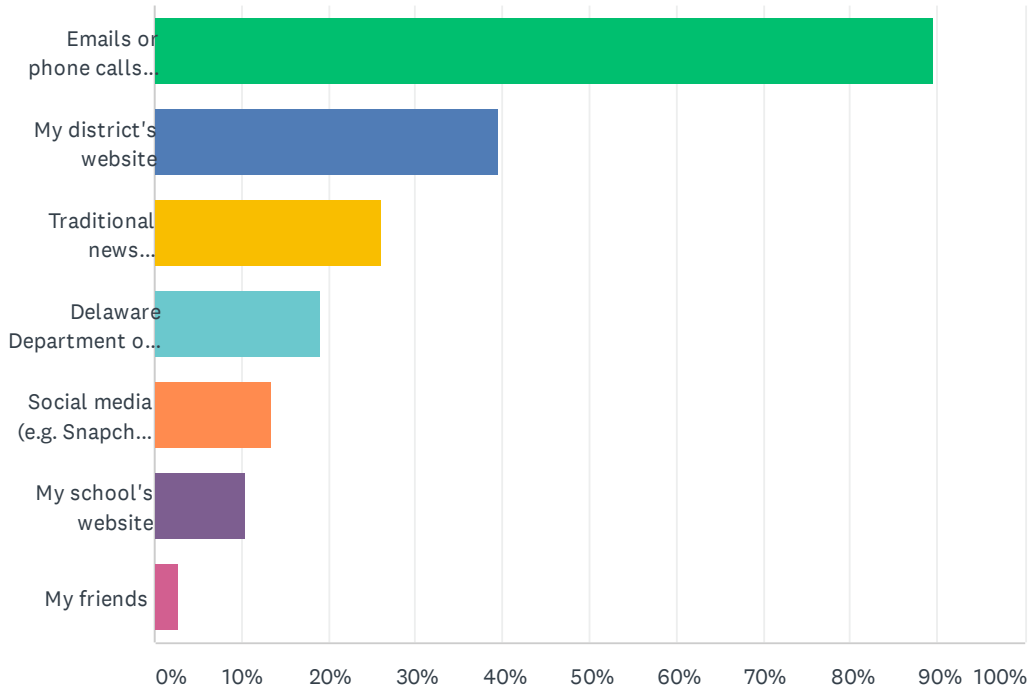
Answered: 143 Skipped: 40



	EXTREMELY	VERY	SOMEWHAT	SLIGHTLY	NOT AT ALL	TOTAL
Face to face	25% 35	14% 20	27% 39	25% 35	9% 13	142
Face to face and Remote	13% 18	36% 51	37% 52	10% 14	5% 7	142
Remote	23% 32	27% 38	31% 44	9% 12	10% 14	140

### Q54 Where are you getting most of your information about your district's response to the COVID-19 outbreak right now? (select the top three)

Answered: 142 Skipped: 41

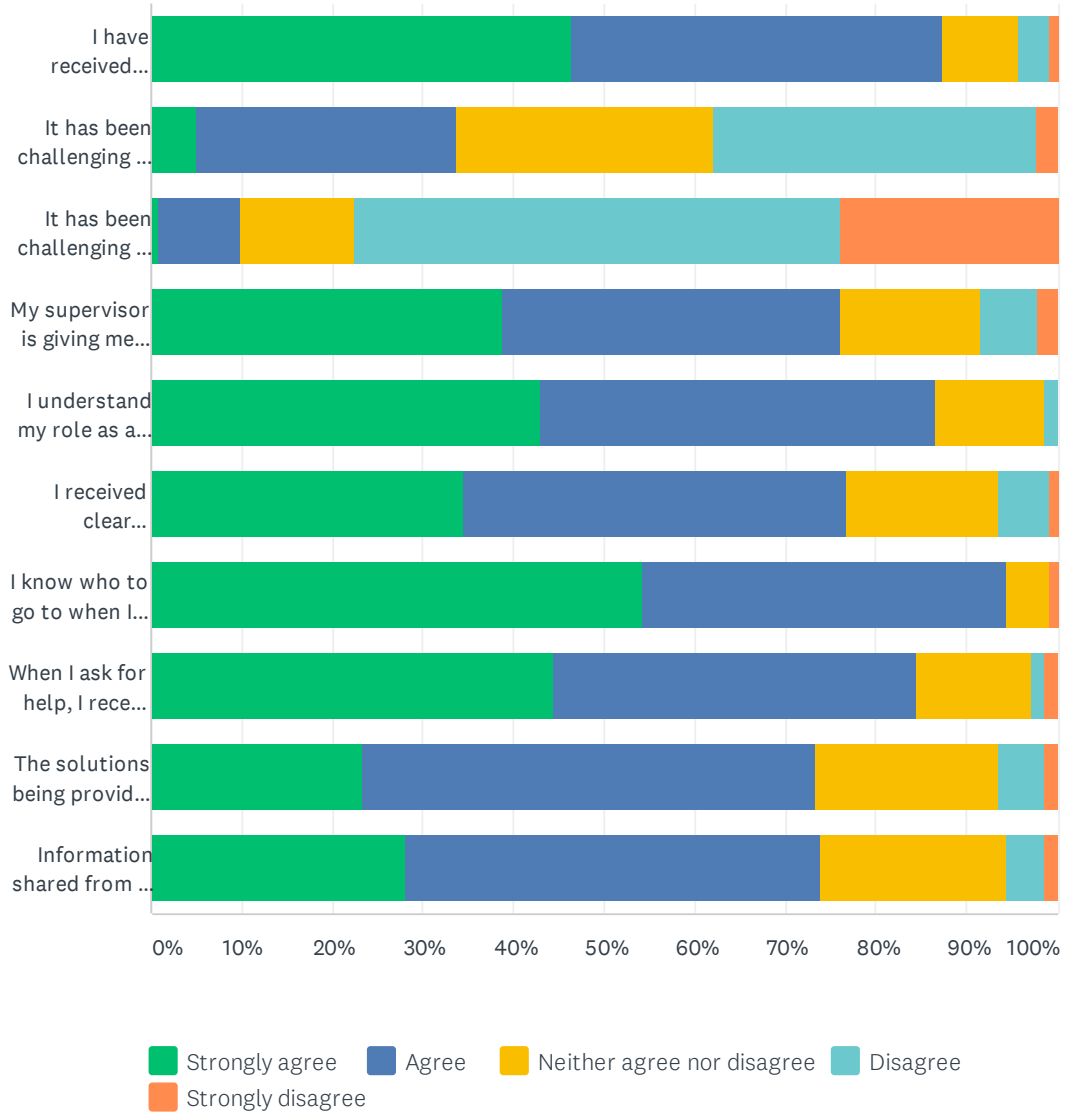


ANSWER CHOICES	RESPONSES	
Emails or phone calls from my supervisor	89%	127
My district's website	39%	56
Traditional news publications and sources (e.g. TV news, newspapers)	26%	37
Delaware Department of Education's website	19%	27
Social media (e.g. Snapchat, Twitter, Instagram, TikTok, Youtube)	13%	19
My school's website	11%	15
My friends	3%	4
Total Respondents: 142		



### Q55 Please indicate your level of agreement with the following statements

Answered: 142 Skipped: 41

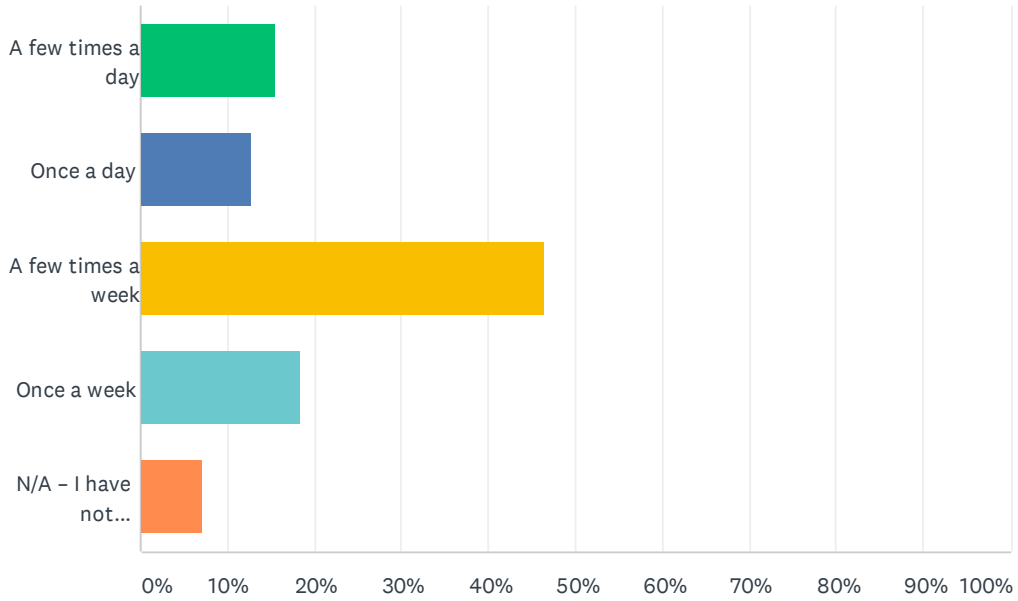


Delaware School Reopening Survey - School Leaders

	STRONGLY AGREE	AGREE	NEITHER AGREE NOR DISAGREE	DISAGREE	STRONGLY DISAGREE	TOTAL
I have received consistent messaging about the district's response to COVID-19	46% 66	41% 58	8% 12	4% 5	1% 1	142
It has been challenging to communicate with students and families about their basic needs and resources	5% 7	29% 41	28% 40	36% 51	2% 3	142
It has been challenging to communicate with my school community (e.g. district leader, colleagues, teachers)	1% 1	9% 13	13% 18	54% 76	24% 34	142
My supervisor is giving me the support I need personally and professionally	39% 55	37% 53	15% 22	6% 9	2% 3	142
I understand my role as a school leader during this time of remote learning	43% 61	44% 62	12% 17	1% 2	0% 0	142
I received clear expectations regarding my role from my supervisor	35% 49	42% 60	17% 24	6% 8	1% 1	142
I know who to go to when I need help related to work	54% 77	40% 57	5% 7	0% 0	1% 1	142
When I ask for help, I receive timely support	44% 63	40% 57	13% 18	1% 2	1% 2	142
The solutions being provided by the district office meet the needs and context of my school	23% 33	50% 71	20% 29	5% 7	1% 2	142
Information shared from the district office is coordinated and accessible	28% 40	46% 65	20% 29	4% 6	1% 2	142

## Q56 In the last week, how often did you communicate with families?

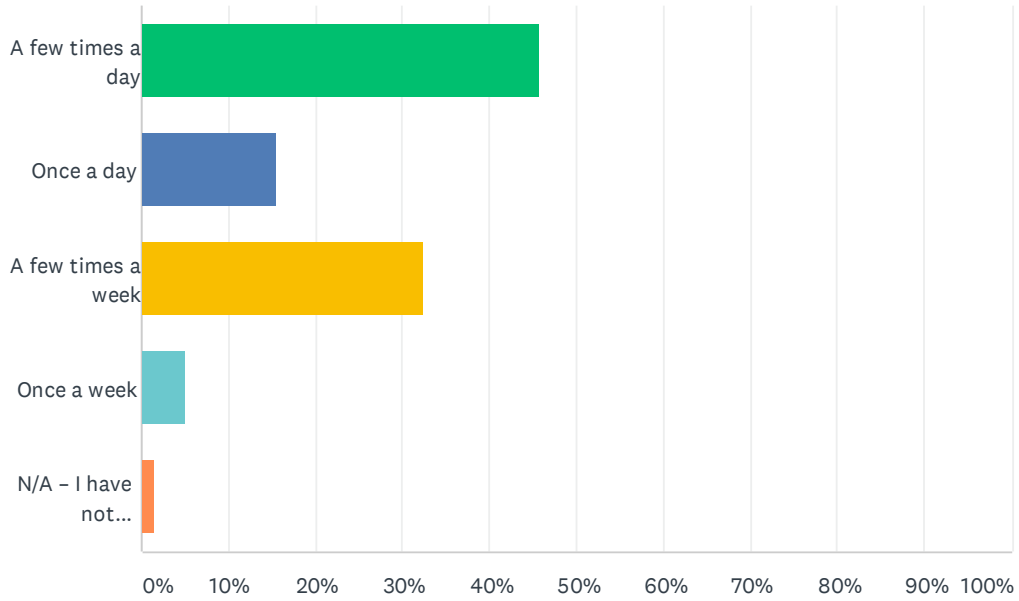
Answered: 142 Skipped: 41



ANSWER CHOICES	RESPONSES	
A few times a day	15%	22
Once a day	13%	18
A few times a week	46%	66
Once a week	18%	26
N/A – I have not communicated with families in the last week	7%	10
<b>TOTAL</b>		<b>142</b>

## Q57 In the last week, how often did you communicate with teachers?

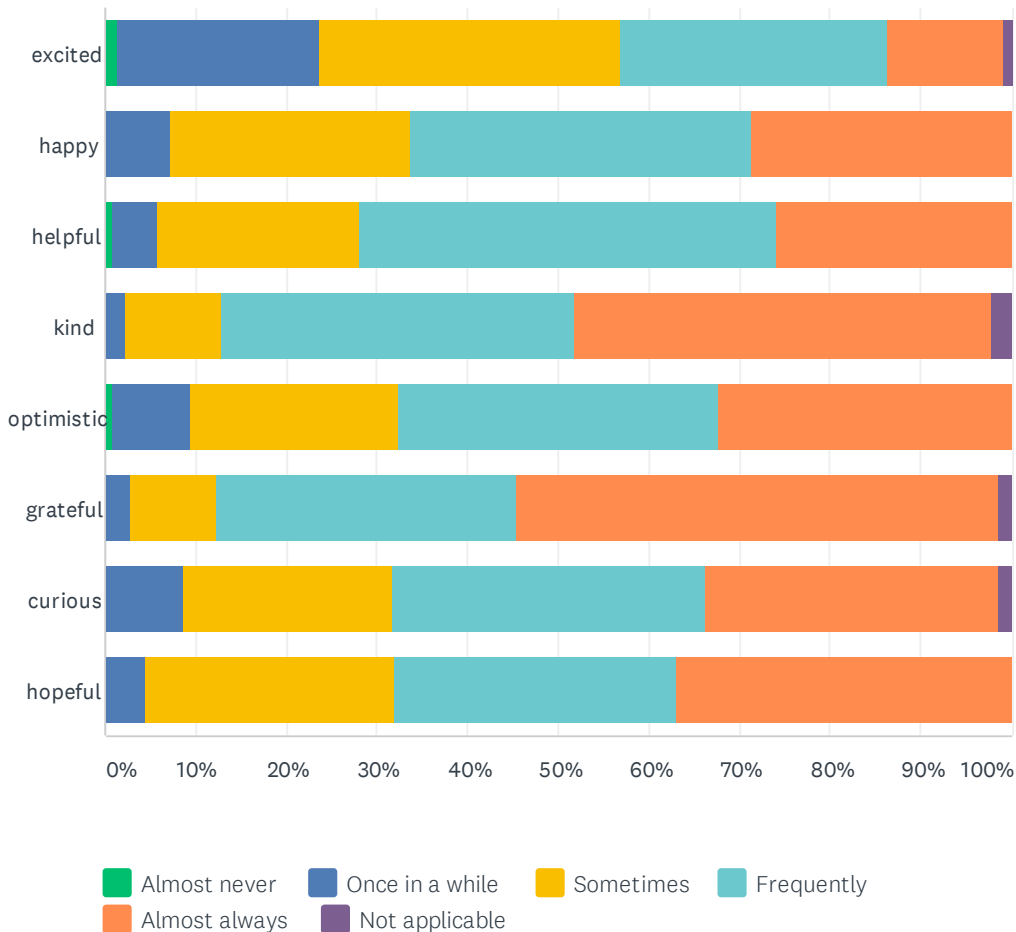
Answered: 142 Skipped: 41



ANSWER CHOICES	RESPONSES	
A few times a day	46%	65
Once a day	15%	22
A few times a week	32%	46
Once a week	5%	7
N/A – I have not communicated with teachers in the last week	1%	2
<b>TOTAL</b>		<b>142</b>

# Q58 During the last week, how often did you feel \_\_\_\_\_?

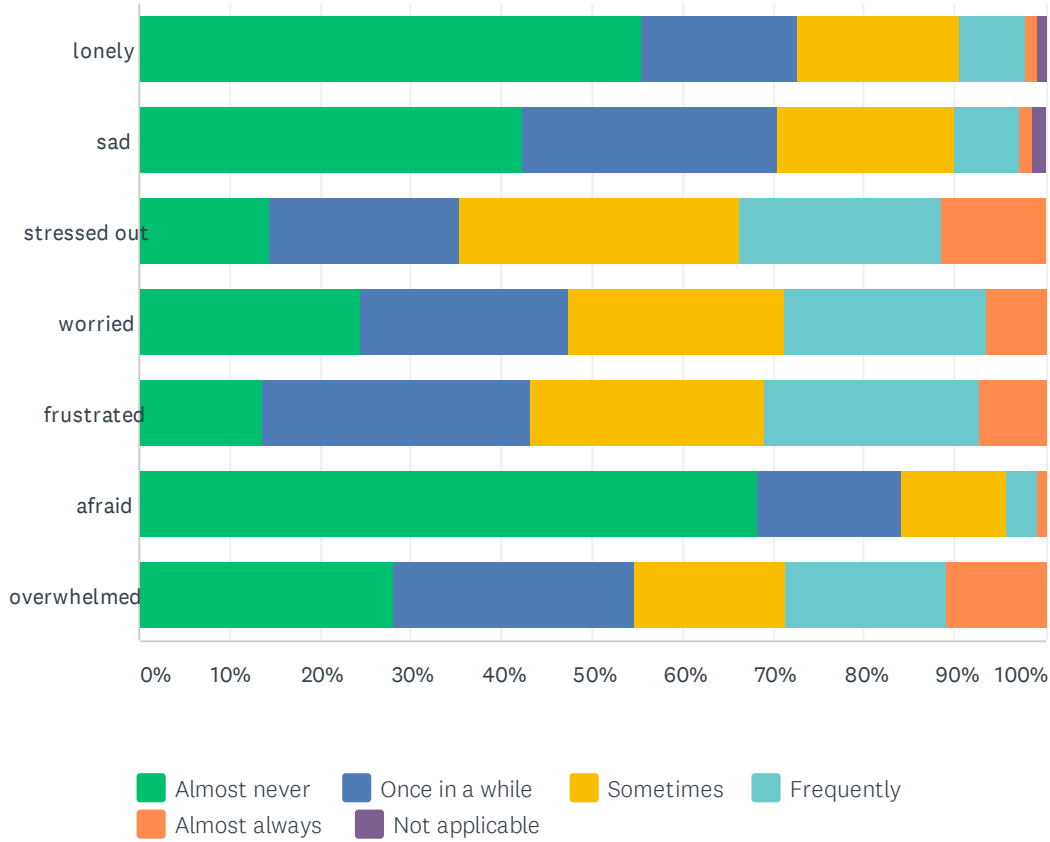
Answered: 139 Skipped: 44



	ALMOST NEVER	ONCE IN A WHILE	SOMETIMES	FREQUENTLY	ALMOST ALWAYS	NOT APPLICABLE	TOTAL
excited	1% 2	22% 31	33% 46	29% 41	13% 18	1% 1	139
happy	0% 0	7% 10	27% 37	37% 52	29% 40	0% 0	139
helpful	1% 1	5% 7	22% 31	46% 64	26% 36	0% 0	139
kind	0% 0	2% 3	11% 15	39% 54	46% 64	2% 3	139
optimistic	1% 1	9% 12	23% 32	35% 49	32% 45	0% 0	139
grateful	0% 0	3% 4	9% 13	33% 46	53% 74	1% 2	139
curious	0% 0	9% 12	23% 32	35% 48	32% 45	1% 2	139
hopeful	0% 0	4% 6	28% 38	31% 43	37% 51	0% 0	138

## Q59 During the last week, how often did you feel \_\_\_\_\_?

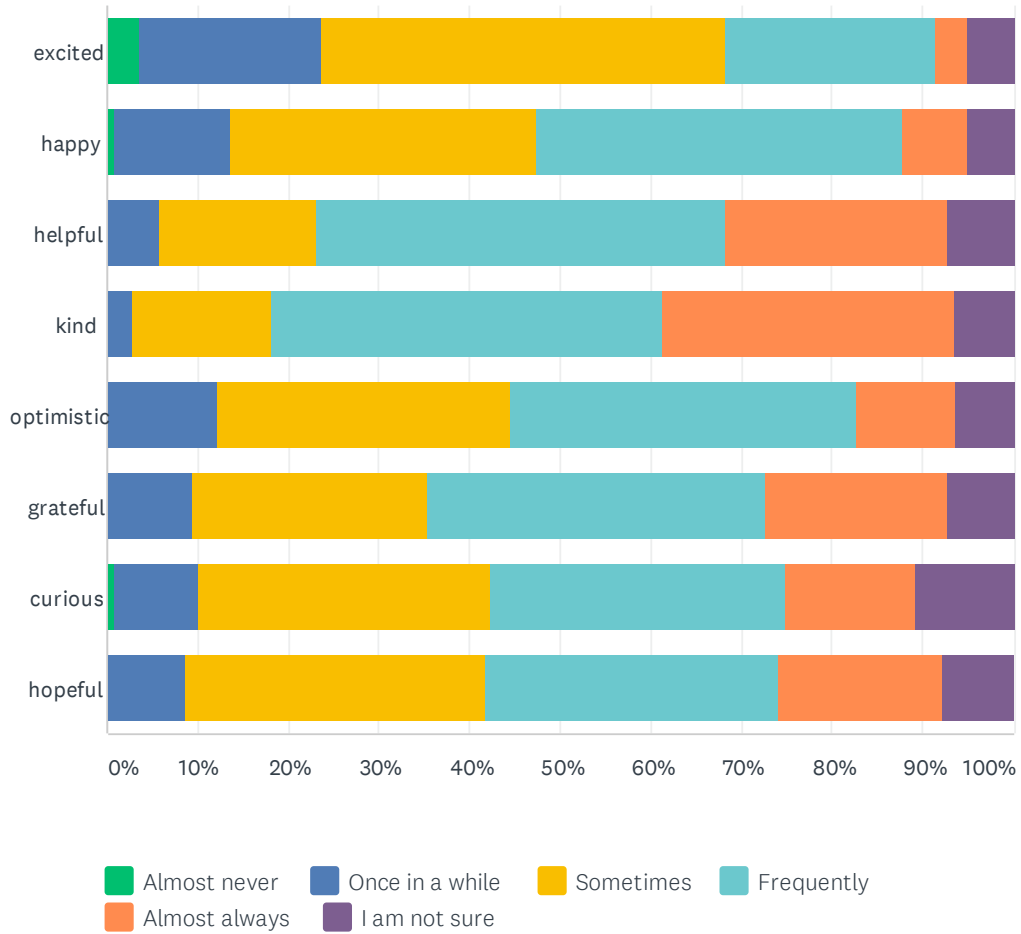
Answered: 139 Skipped: 44



	ALMOST NEVER	ONCE IN A WHILE	SOMETIMES	FREQUENTLY	ALMOST ALWAYS	NOT APPLICABLE	TOTAL
lonely	55% 77	17% 24	18% 25	7% 10	1% 2	1% 1	139
sad	42% 59	28% 39	19% 27	7% 10	1% 2	1% 2	139
stressed out	14% 20	21% 29	31% 43	22% 31	12% 16	0% 0	139
worried	24% 34	23% 32	24% 33	22% 31	6% 9	0% 0	139
frustrated	14% 19	29% 41	26% 36	24% 33	7% 10	0% 0	139
afraid	68% 95	16% 22	12% 16	4% 5	1% 1	0% 0	139
overwhelmed	28% 39	27% 37	17% 23	18% 25	11% 15	0% 0	139

## Q60 During the last week, how often did you feel that your teachers were \_\_\_\_\_?

Answered: 139 Skipped: 44



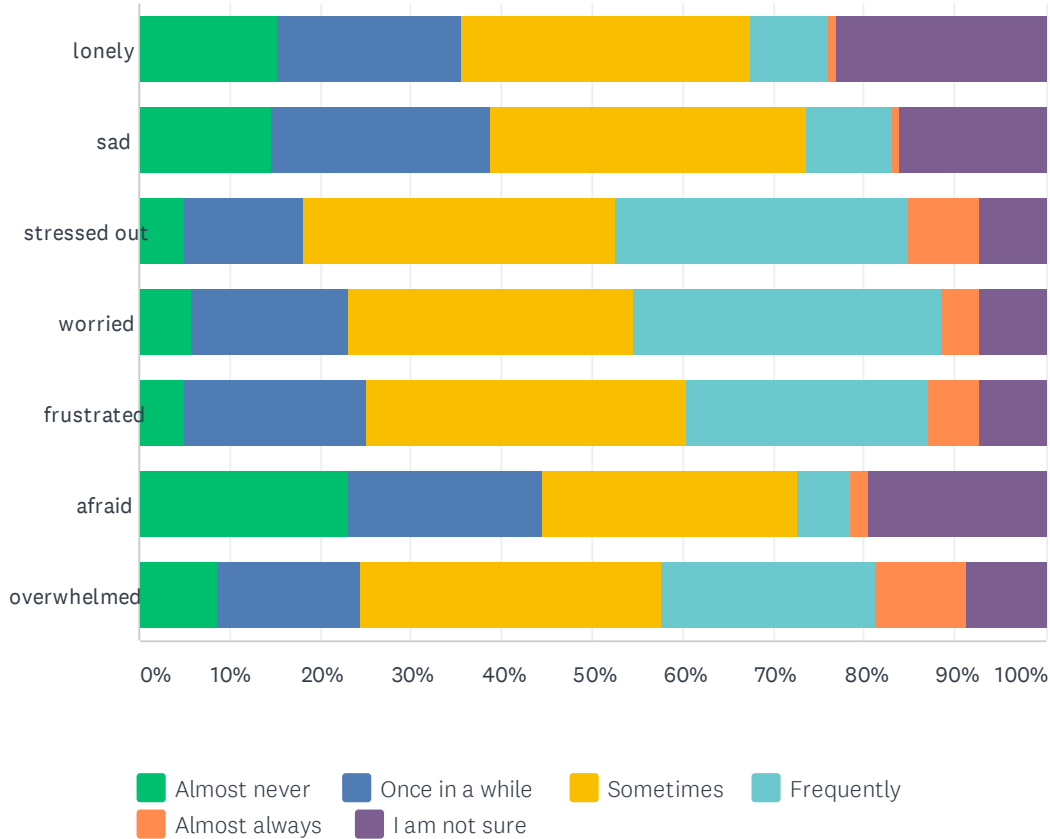
Delaware School Reopening Survey - School Leaders

	ALMOST NEVER	ONCE IN A WHILE	SOMETIMES	FREQUENTLY	ALMOST ALWAYS	I AM NOT SURE	TOTAL
excited	4% 5	20% 28	45% 62	23% 32	4% 5	5% 7	139
happy	1% 1	13% 18	34% 47	40% 56	7% 10	5% 7	139
helpful	0% 0	6% 8	17% 24	45% 63	24% 34	7% 10	139
kind	0% 0	3% 4	15% 21	43% 60	32% 45	6% 9	139
optimistic	0% 0	12% 17	32% 45	38% 53	11% 15	6% 9	139
grateful	0% 0	9% 13	26% 36	37% 52	20% 28	7% 10	139
curious	1% 1	9% 13	32% 45	32% 45	14% 20	11% 15	139
hopeful	0% 0	9% 12	33% 46	32% 45	18% 25	8% 11	139



## Q61 During the last week, how often did you feel that your teachers were \_\_\_\_\_?

Answered: 139 Skipped: 44



	ALMOST NEVER	ONCE IN A WHILE	SOMETIMES	FREQUENTLY	ALMOST ALWAYS	I AM NOT SURE	TOTAL
lonely	15% 21	20% 28	32% 44	9% 12	1% 1	23% 32	138
sad	15% 20	24% 33	35% 48	9% 13	1% 1	16% 22	137
stressed out	5% 7	13% 18	35% 48	32% 45	8% 11	7% 10	139
worried	6% 8	17% 24	32% 44	34% 47	4% 6	7% 10	139
frustrated	5% 7	20% 28	35% 49	27% 37	6% 8	7% 10	139
afraid	23% 32	22% 30	28% 39	6% 8	2% 3	19% 27	139
overwhelmed	9% 12	16% 22	33% 46	24% 33	10% 14	9% 12	139