

2015 Delaware Educator Preparation Program Reports

ABOUT THIS REPORT

These scorecards are one important way to measure and assess the quality of Delaware preparation programs in their ability to recruit, train, and develop quality educators for the state's students.

These scorecards contain five (5) scored domains. Recruitment, Candidate Performance, Placement, Retention, and Graduate Performance. Each domain is comprised of two (2) to four (4) metrics. There is one domain (Perceptions) for which data has not yet been collected, and is therefore unscored. A program must generate a score on at least one metric in the Graduate Performance domain in order to merit a scorecard.







Delaware's scorecards consider the past five years of program data. Data on graduates that have not worked in public education in Delaware are not included. A scorecard is generated when an educator preparation program has had more than ten (10) educators working in Delaware over the past five (5) years.

These reports are preliminary and thus without formal regulatory consequences in 2015. The information should not be utilized by schools, districts, or students to render judgment or make formal decisions pertaining to application, admissions, or staffing.

PERFORMANCE RATINGS







| PERFORMANCE RATING | PERCENT OF POINTS EARNED |
|--------------------|--------------------------|
| TIER 1 | 70%-100% |
| TIER 2 | 55%-69% |
| TIER 3 | 40%-54% |
| TIER 4 | 0%-39% |

HOW IS THE OVERALL RATING MEASURED?

| DOMAINS | TOTAL POINTS | ABOUT THE DOMAIN |
|--|--------------------------------|---|
|  Recruitment | 10 | The Recruitment domain scores the educator preparation program's ability to cultivate a diverse, accomplished student body with the potential to be outstanding future educators. |
|  Candidate Performance | 10 | The Candidate Performance domain scores the educator preparation program's ability to prepare aspiring educators with the knowledge and skill required to be first-day ready, as measured by required knowledge and performance assessments. |
|  Placement | 15 | The Placement domain scores the educator preparation program's performance in preparing educators who launch their careers in Delaware's schools and considers the subset of those who launch their careers in the state's highest-need schools. |
|  Retention | 15 | The Retention domain scores the educator preparation program's track record of preparing program graduates who continue to serve in public education in Delaware. |
|  Graduate Performance | 35 | The Graduate Performance domain scores the educator preparation program's performance in Delaware's classrooms and schools. It includes four metrics. The metrics consider the outcomes of program graduates' students, the qualitative aspects of program graduates' practice, and administrators' overall assessment of program graduates' performance. |
|  Perceptions | <i>Data not yet available.</i> | The Perceptions domain scores the educator preparation program performance based upon feedback collected from program graduates and the schools/districts that have hired them. |

| PROGRAM NAME | OVERALL RATING | OVERALL PERCENT OF POINTS EARNED | RECRUITMENT | CANDIDATE PERFORMANCE | PLACEMENT | RETENTION | GRADUATE PERFORMANCE |
|--|----------------|----------------------------------|-------------|-----------------------|-----------|-----------|--|
| <u>Art Education</u> DELAWARE STATE UNIVERSITY | | | | | | | This program did not generate a scorecard due to low enrollment in the program, limited hiring of program graduates in Delaware, or a combination of both factors. |
| <u>Early Childhood Education</u> DELAWARE STATE UNIVERSITY | | | | | | | This program did not generate a scorecard due to low enrollment in the program, limited hiring of program graduates in Delaware, or a combination of both factors. |
| <u>Elementary Education</u> DELAWARE STATE UNIVERSITY | | | | | | | This program did not generate a scorecard due to low enrollment in the program, limited hiring of program graduates in Delaware, or a combination of both factors. |
| <u>Master of Arts in Education; Concentration in Adult Education & Basic Literacy</u> DELAWARE STATE UNIVERSITY | | | | | | | This program did not generate a scorecard as it is either no longer enrolling new candidates, or it is no longer being offered by the institution/provider. |
| <u>Master of Arts in Education; Concentration in Curriculum & Instruction</u> DELAWARE STATE UNIVERSITY | | | | | | | This program did not generate a scorecard as it is either no longer enrolling new candidates, or it is no longer being offered by the institution/provider. |
| <u>Master of Arts in Education; Concentration in Special Education</u> DELAWARE STATE UNIVERSITY | | | | | | | This program did not generate a scorecard as it is either no longer enrolling new candidates, or it is no longer being offered by the institution/provider. |
| <u>Masters in Teaching (MAT)</u> DELAWARE STATE UNIVERSITY | | | | | | | This program did not generate a scorecard as it is either no longer enrolling new candidates, or it is no longer being offered by the institution/provider. |




| PROGRAM NAME | OVERALL RATING | OVERALL PERCENT OF POINTS EARNED | RECRUITMENT | CANDIDATE PERFORMANCE | PLACEMENT | RETENTION | GRADUATE PERFORMANCE |
|--|--|--|-------------|-----------------------|-----------|-----------|----------------------|
| <u>Mathematics Education</u> DELAWARE STATE UNIVERSITY | This program did not generate a scorecard due to low enrollment in the program, limited hiring of program graduates in Delaware, or a combination of both factors. | | | | | | |
| <u>Middle Level Education</u> DELAWARE STATE UNIVERSITY | This program did not generate a scorecard due to low enrollment in the program, limited hiring of program graduates in Delaware, or a combination of both factors. | | | | | | |
| <u>Music Education</u> DELAWARE STATE UNIVERSITY | This program did not generate a scorecard due to low enrollment in the program, limited hiring of program graduates in Delaware, or a combination of both factors. | | | | | | |
| <u>Physical Education</u> DELAWARE STATE UNIVERSITY | This program did not generate a scorecard due to low enrollment in the program, limited hiring of program graduates in Delaware, or a combination of both factors. | | | | | | |
| <u>Science Education</u> DELAWARE STATE UNIVERSITY | This program did not generate a scorecard as it is either no longer enrolling new candidates, or it is no longer being offered by the institution/provider. | | | | | | |
| <u>Science Education (MA)</u> DELAWARE STATE UNIVERSITY | This program did not generate a scorecard as it is either no longer enrolling new candidates, or it is no longer being offered by the institution/provider. | | | | | | |
| <u>Special Education (1-8)</u> DELAWARE STATE UNIVERSITY | This program did not generate a scorecard due to low enrollment in the program, limited hiring of program graduates in Delaware, or a combination of both factors. | | | | | | |
| <u>Special Education (9-12)</u> DELAWARE STATE UNIVERSITY | This program did not generate a scorecard due to low enrollment in the program, limited hiring of program graduates in Delaware, or a combination of both factors. | | | | | | |
| <u>Agriculture Education (Undergraduate)</u> UNIVERSITY OF DELAWARE | TIER 4 | 32%  | 4 | 3 | 4 | 1 | 4 |

| PROGRAM NAME | OVERALL RATING | OVERALL PERCENT OF POINTS EARNED | RECRUITMENT | CANDIDATE PERFORMANCE | PLACEMENT | RETENTION | GRADUATE PERFORMANCE |
|---|--|--|-------------|-----------------------|-----------|-----------|----------------------|
| Agriculture Education (Masters) UNIVERSITY OF DELAWARE | This program did not generate a scorecard due to low enrollment in the program, limited hiring of program graduates in Delaware, or a combination of both factors. | | | | | | |
| Blended Early Childhood Education UNIVERSITY OF DELAWARE | TIER 3 | 44%  | 4 | 4 | 2 | 1 | 4 |
| Elementary Teacher Education UNIVERSITY OF DELAWARE | TIER 3 | 51%  | 4 | 2 | 4 | 1 | 2 |
| Elementary Teacher Education/ Middle School English UNIVERSITY OF DELAWARE | TIER 3 | 46%  | 4 | 3 | 4 | 1 | 3 |
| Elementary Teacher Education/ Middle School Mathematics UNIVERSITY OF DELAWARE | TIER 3 | 48%  | 4 | 2 | 4 | 3 | 2 |
| Elementary Teacher Education/ Middle School Science UNIVERSITY OF DELAWARE | TIER 1 | 71%  | 4 | 2 | 4 | 1 | 1 |
| Elementary Teacher Education/ Middle School Social Studies UNIVERSITY OF DELAWARE | TIER 3 | 50%  | 4 | 2 | 3 | 2 | 3 |

| PROGRAM NAME | OVERALL RATING | OVERALL PERCENT OF POINTS EARNED | RECRUITMENT | CANDIDATE PERFORMANCE | PLACEMENT | RETENTION | GRADUATE PERFORMANCE |
|---|--|----------------------------------|-------------|-----------------------|-----------|-----------|----------------------|
| <u>Elementary Teacher Education / Special Education</u> UNIVERSITY OF DELAWARE | TIER 3 | 48% | 4 | 3 | 4 | 1 | 2 |
| <u>English Education (Secondary)</u> UNIVERSITY OF DELAWARE | TIER 2 | 66% | 4 | 2 | 4 | 1 | 1 |
| <u>Exceptional Children and Youth MPCP</u> UNIVERSITY OF DELAWARE | TIER 3 | 41% | 4 | 3 | 4 | 1 | 3 |
| Family and Consumer Sciences UNIVERSITY OF DELAWARE | This program did not generate a scorecard as it was recently established by the institution/provider and thus does not have sufficient performance history. | | | | | | |
| <u>Foreign Language Education</u> UNIVERSITY OF DELAWARE | TIER 2 | 60% | 3 | 2 | 2 | 4 | 1 |
| Foreign Language Education (Masters) UNIVERSITY OF DELAWARE | This program did not generate a scorecard due to low enrollment in the program, limited hiring of program graduates in Delaware, or a combination of both factors. | | | | | | |
| <u>Health and Physical Education</u> UNIVERSITY OF DELAWARE | TIER 3 | 44% | 4 | 3 | 4 | 1 | 3 |

| PROGRAM NAME | OVERALL RATING | OVERALL PERCENT OF POINTS EARNED | RECRUITMENT | CANDIDATE PERFORMANCE | PLACEMENT | RETENTION | GRADUATE PERFORMANCE |
|--|--|----------------------------------|-------------|-----------------------|-----------|-----------|----------------------|
| <u>Master of Arts in Teaching</u> UNIVERSITY OF DELAWARE | TIER 2 | 57% | 4 | 1 | 2 | 1 | 2 |
| <u>Mathematics Education (Secondary)</u> UNIVERSITY OF DELAWARE | TIER 3 | 42% | 3 | 1 | 4 | 4 | 3 |
| <u>Music Education</u> UNIVERSITY OF DELAWARE | TIER 3 | 42% | 4 | 1 | 4 | 4 | 2 |
| <u>Reading Education</u> UNIVERSITY OF DELAWARE | This program did not generate a scorecard as it is either no longer enrolling new candidates, or it is no longer being offered by the institution/provider. | | | | | | |
| <u>School Library Media</u> UNIVERSITY OF DELAWARE | This program did not generate a scorecard as it is either no longer enrolling new candidates, or it is no longer being offered by the institution/provider. | | | | | | |
| <u>Science Education (Secondary-undergraduate)</u> UNIVERSITY OF DELAWARE | This program did not generate a scorecard due to low enrollment in the program, limited hiring of program graduates in Delaware, or a combination of both factors. | | | | | | |
| <u>Social Studies Education (Secondary)</u> UNIVERSITY OF DELAWARE | TIER 3 | 45% | 4 | 2 | 4 | 1 | 4 |
| <u>Teaching English as a Second Language</u> UNIVERSITY OF DELAWARE | This program did not generate a scorecard due to low enrollment in the program, limited hiring of program graduates in Delaware, or a combination of both factors. | | | | | | |



| PROGRAM NAME | OVERALL RATING | OVERALL PERCENT OF POINTS EARNED | RECRUITMENT | CANDIDATE PERFORMANCE | PLACEMENT | RETENTION | GRADUATE PERFORMANCE |
|---|--|--|-------------|-----------------------|-----------|-----------|----------------------|
| <u>Elementary Education K-8</u> WESLEY COLLEGE | TIER 3 | 44%  | 4 | 4 | 4 | 1 | 2 |
| <u>Master of Arts in Teaching</u> WESLEY COLLEGE | TIER 3 | 48%  | 4 | 2 | 2 | 4 | 3 |
| <u>Physical Education K-12</u> WESLEY COLLEGE | TIER 2 | 56%  | 4 | 4 | 4 | 1 | 1 |
| <u>Bachelor of Science in Career and Technical Education</u> WILMINGTON UNIVERSITY | This program did not generate a scorecard due to low enrollment in the program, limited hiring of program graduates in Delaware, or a combination of both factors. | | | | | | |
| <u>Bachelor of Science in Early Care and Education (Birth-Grade 2)</u> WILMINGTON UNIVERSITY | TIER 3 | 46%  | 4 | 4 | 2 | 1 | 4 |
| <u>Bachelor of Science in Elementary Education (K-6)</u> WILMINGTON UNIVERSITY | TIER 3 | 52%  | 4 | 4 | 3 | 1 | 2 |
| <u>Bachelor of Science in Middle Level Education (Grades 6-8)</u> WILMINGTON UNIVERSITY | TIER 3 | 53%  | 4 | 3 | 3 | 1 | 2 |

| PROGRAM NAME | OVERALL RATING | OVERALL PERCENT OF POINTS EARNED | RECRUITMENT | CANDIDATE PERFORMANCE | PLACEMENT | RETENTION | GRADUATE PERFORMANCE |
|--|--|--|-------------|-----------------------|-----------|-----------|----------------------|
| <u>Bachelor of Science in Primary Education (Grades K-4)</u> WILMINGTON UNIVERSITY | TIER 1 | 70%  | 4 | N/A* | 1 | 1 | 2 |
| <u>Master of Arts in Teaching: Secondary Teaching Grades 7-12</u> WILMINGTON UNIVERSITY | TIER 3 | 52%  | 4 | 3 | 3 | 2 | 2 |
| Master of Education: Career and Technical Education WILMINGTON UNIVERSITY | This program did not generate a scorecard due to low enrollment in the program, limited hiring of program graduates in Delaware, or a combination of both factors. | | | | | | |
| Master of Education: DUAL: Reading and ESOL Literacy WILMINGTON UNIVERSITY | This program did not generate a scorecard as it was recently established by the institution/provider and thus does not have sufficient performance history. | | | | | | |
| <u>Master of Education: Elementary Studies K-6</u> WILMINGTON UNIVERSITY | TIER 3 | 52%  | 4 | 3 | 3 | 1 | 2 |

*Domain not available. No metric calculated - fewer than ten (10) educators in sample.

| PROGRAM NAME | OVERALL RATING | OVERALL PERCENT OF POINTS EARNED | RECRUITMENT | CANDIDATE PERFORMANCE | PLACEMENT | RETENTION | GRADUATE PERFORMANCE |
|---|----------------|----------------------------------|-------------|-----------------------|-----------|-----------|----------------------|
| <u>Master of Education: ESOL Literacy</u> WILMINGTON UNIVERSITY | TIER 3 | 53% | 2 | 3 | 4 | 1 | 2 |
| <u>Master of Education: Instruction: Gifted and Talented</u> WILMINGTON UNIVERSITY | TIER 4 | 20% | 4 | N/A* | 4 | 1 | 4 |
| <u>Master of Education: Reading</u> WILMINGTON UNIVERSITY | TIER 2 | 58% | 4 | 3 | 1 | 1 | 3 |
| <u>Master of Education: School Counseling</u> WILMINGTON UNIVERSITY | TIER 3 | 51% | 2 | 3 | 4 | 1 | 3 |
| <u>Master of Education: Special Education</u> WILMINGTON UNIVERSITY | TIER 2 | 57% | 4 | 4 | 2 | 1 | 3 |

*Domain not available. No metric calculated - fewer than ten (10) educators in sample.

| PROGRAM NAME | OVERALL RATING | OVERALL PERCENT OF POINTS EARNED | RECRUITMENT | CANDIDATE PERFORMANCE | PLACEMENT | RETENTION | GRADUATE PERFORMANCE |
|---|---|--|-------------|-----------------------|-----------|-----------|----------------------|
| <u>Alternative Routes to Certification</u> (ALTERNATIVE ROUTE) | TIER 3 | 52%  | 2 | 3 | 1 | 2 | 4 |
| Delaware Transitions to Teaching Partnership (ALTERNATIVE ROUTE) | This program did not generate a scorecard as it was recently established by the institution/provider and thus does not have sufficient performance history. | | | | | | |
| <u>Teach For America</u> (ALTERNATIVE ROUTE) | TIER 2 | 64%  | 1 | 2 | 1 | 4 | 2 |