

Academy of Dover Charter School

Address

104 Saulsbury Road, Dover, DE 19904

Phone

(302) 674-0684

Website

www.aodcharter.org

District

Academy of Dover DSSF

Head of School

Cheri Marshal

Grade Served

K-5

School Narrative

The Academy of Dover offers extended academic learning time with a 200 day school year. AOD also has an elementary chorus and marching band. All students participate in Technology, Music, Art and Physical Education throughout the school year.

Demographics

Total Enrollment	284
American Indian/Native American:	>1%
African American	78.20%
Asian	>1%
Hawaiian/Pacific Islander	>1%
Hispanic	11.30%
White	9.20%
Multiracial	>1%
Combined Student Group (Student Gap Group)	NOT AVAILABLE
Low Income	65.8
Students with Disabilities	9.5
English Language Learners	1.8

Overall School Performance



Academic Achievement

30% of Overall Performance

Students that are proficient have a greater likelihood of entry and success in education and career training beyond high school.



Academic Growth

40% of Overall Performance

Schools with strong growth demonstrate a greater ability to improve student learning over time.



On Track to Graduation

10% of Overall Performance

Students who are on-track are more likely to complete high school on time, as well as succeed in education and training beyond high school.



College and Career Preparation

20% of Overall Performance

Students that maintain or grow to proficiency are more likely to be prepared for success in education and career training beyond high school.

Legend: What do stars mean?

Far Below



Meets



Needs Improvement



Exceeds



Approaching



2015-2016 DRAFT FOR RENEWAL PURPOSES ONLY

Data is subject to change during the data validation process.

ACADEMIC PERFORMANCE

Proficiency in English Language Arts

Percentage of students who are proficient in English Language Arts

ELA STAR RATING



Proficiency in Mathematics

Percentage of students who are proficient in Mathematics

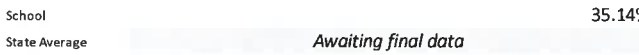
MATH STAR RATING



Proficiency in Science

Percentage of students who are proficient in Science

SCIENCE STAR RATING



Proficiency Social Studies

Percentage of students who are proficient in Social Studies

SOCIAL STUDIES STAR RATING

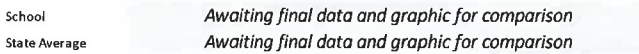


ACADEMIC GROWTH

Growth in English Language Arts

Percentage of students who are making growth in English Language Arts

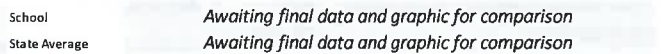
ELA GROWTH STAR RATING



Growth in Mathematics

Percentage of students who are making growth in Mathematics

MATH GROWTH STAR RATING



ON TRACK TO GRADUATION

Attendance

Percentage of days that students attend school



College & Career Preparation

Growth to Proficiency in English Language Arts

Percentage of students who are making growth to proficiency in English Language Arts

ELA GROWTH TO PROFICIENCY STAR RATING



Growth to Proficiency in Mathematics

Percentage of students who are making growth to proficiency in Mathematics

MATH GROWTH TO PROFICIENCY STAR RATING



2015-2016 DRAFT FOR RENEWAL PURPOSES ONLY

Data is subject to change during the data validation process.