


DELAWARE ACADEMY OF
PUBLIC SAFETY AND SECURITY
01.20.18



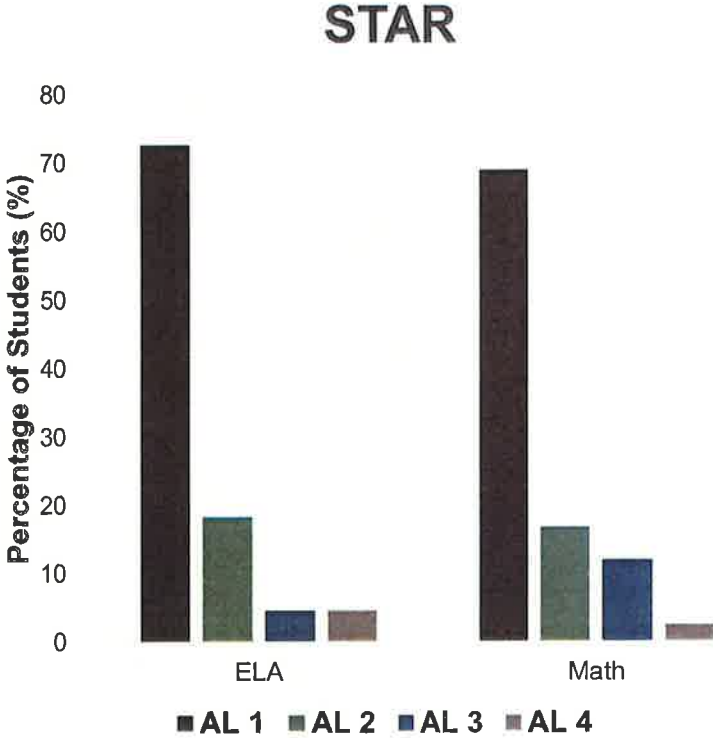
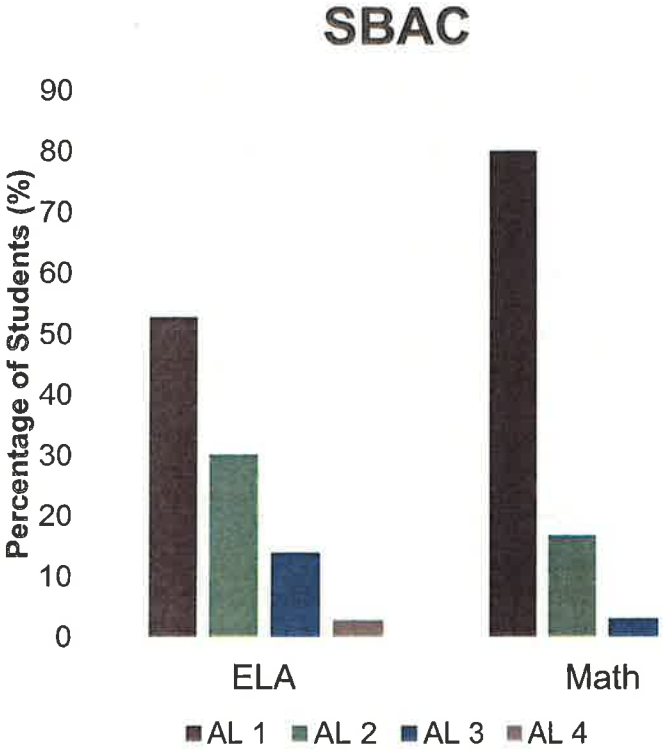
Student Profile

- **Special Needs Students**
 - 2016-2017: 26% with IEPs; 7% with 504s
 - 2017-2018: 30% with IEPs; 5% with 504s


- **Race/Ethnicity**
 - 52% African American
 - 46% White
 - 1.3% American Indian
 - 1% Native Hawaiian Pacific Islander
 - .8% Asian

- **92% Low Socioeconomic Status**

Class of 2021 (Current 9th Graders)



2016 vs. 2017 SAT by Race/Ethnicity Comparison



Educator Profile

- Education
 - Bachelor's = 56%
 - Master's = 44%
- Of the 16 educators, 12 have less than 7 years of experience
- Certifications/Licenses:
 - Initial: 4
 - Continuing : 6
 - Emergency : 3

Enrollment Financials

- Approaching Standard Financial Performance
- FY18 Operating Budget
- 53 Choice Applications
- Attrition Rate
- Revised Marketing and Recruiting

School Improvement Plan

- Dual enrollment classes
- Math and Reading Enrichment classes
- RTI
- PLCs
- Special Education administration and support
- Public Safety Expertise and Partnerships
- Professional Development
- Educator Accountability

School Transformation

- Board governance
- Skills alignment
- Educator effectiveness
- Curriculum evaluation
- Culture & Climate
- Location change (per our modification request)