

# A REPORT ON THE INCIDENCE AND PREVALENCE OF YOUTH TOBACCO USE IN DELAWARE



RESULTS FROM THE  
ADMINISTRATION OF THE  
DELAWARE YOUTH  
TOBACCO SURVEY IN  
SPRING 2002



Delaware Health and Social Services  
Division of Public Health

# DELAWARE YOUTH TOBACCO SURVEY FOR 2002

The State of Delaware again participated in the CDC's Youth Tobacco Survey in Spring 2002. The survey was sponsored by the Division of Public Health in the Delaware Department of Health and Social Services with funding from the Centers for Disease Control and Prevention. The survey was conducted by staff from the Center for Drug and Alcohol Studies at the University of Delaware.

The objectives of the Year 2002 Delaware Youth Tobacco Survey were:

- a. To provide estimates of Delaware students in Grades 6-12 use of tobacco products, their attitudes toward tobacco use, and their exposure to media and programming related to tobacco use as requested by the Centers for Disease Control and Prevention.
- b. To provide estimates, using the YTS protocol, of student tobacco incidence, prevalence, abuse, and other tobacco indicators for state assessment and planning purposes related to the state's Tobacco Health Fund programming and future state and federal funding purposes; and
- c. To provide data that can be used for tracking future trends in tobacco related social indicators comparable with data collected previously in Delaware as well as data collected nationally and in other states by the CDC.

Year 2002 was the second time the YTS was administered to Delaware students. Plans are to administer the survey every other year in the spring of even years. The YTS will alternate with administration of the Youth Risk Behavior Survey (YRBS), which will be administered to 9-12 graders in the spring of odd-numbered years. The original target sample for the survey was 2,250 in each of the public middle schools (grades 6-8) and the public high school (grades 9-12) in Delaware. However, because the State requested County estimates as well, the sample selection was slightly weighted to produce samples of at least 750 in each of the middle schools and high schools in each of Delaware's 3 counties. This process led to slightly larger statewide samples than originally targeted, though not as large as the 2000 sample. The survey was conducted from January into May, 2002 as an anonymous classroom administration, using a form that could be completed in less than one class period. Question comprehension for 6-12 graders was established by the CDC. Classroom administrations were conducted by University of Delaware personnel, rather than by teachers, to reduce teacher burden and to help increase students' perceptions that the results were not seen by school personnel. We also seek to coordinate classroom administrations with the other two surveys administered in Delaware Schools asking about substance

use: the Centers for Disease Control and Prevention (CDC) Youth Risk Behavior Survey (YRBS), which is administered in odd years and the Delaware School Survey of 5<sup>th</sup>, 8<sup>th</sup>, and 11<sup>th</sup> graders, which is administered annually. This is done so that no classroom has to complete more than one survey in any year. Passive parental consent and active student assent were solicited. Procedures were reviewed and approved by the University of Delaware's Institutional Review Board. The numbers of completed interviews, after excluding a few non randomly selected classrooms, were 2,779 middle schoolers in grades 6-8 and 2,517 high schoolers in grades 9-12. Sample description by selected demographics is as follows.

**SAMPLE DESCRIPTION – YOUTH TOBACCO SURVEY 2002**

	MIDDLE SCHOOL (N=2,779)	HIGH SCHOOL (N=2,517)
<b>GENDER (%)</b>		
Males	50	50
Females	50	50
<b>ETHNICITY (%)</b>		
White	59	65
Black	27	26
Latino	5	4
Other	9	5
<b>BY COUNTY: N and response rate (%)</b>		
New Castle	1,115 (77%)	1,081 (64%)
Kent	842 (82%)	602 (56%)
Sussex	822 (84%)	834 (82%)

Delaware Youth Tobacco Survey 2002

Surveys were completed in all 19 school districts in the State. The State asked for large samples for each of middle and high school students in each County. Since our arrangements with the schools call for no classroom to have more than one survey administration, classrooms included in the CDC Tobacco Survey were not asked to complete the Delaware School Survey. Both the middle school and high school samples were chosen randomly, and, after checks for non response bias, they were both representative of the state and of all the counties except for Kent County high schools.

The CDC were able to certify and weight both the middle and high school samples. Unlike in 2000 where the CDC separately weighted each County sample, in 2002 a single County weight variable was applied. However the N for each County was sufficient (because of the initial oversampling) to provide for good sample sizes and stable estimates by County. The target of 750 was exceeded for each County sample with the exception of the high school sample in Kent County. The Kent high school sample was smaller because the population was smaller, and the sample algorithm yielded less. Still the response rate was good and the data produced weighted samples from the CDC. Even with school absentees which generally amount to 10-15% in middle school and 15%-20% in high schools, the sample response rates overall and by County were more than adequate. As an added precaution, we examined gender and race distributions in the samples compared to enrollment figures and found no major discrepancies. Since these cross checks reveal no unexpected variations or biases, we feel the samples are adequate for inclusion in both current point and future trend estimates.

Overall the five of the six separate samples for each of middle and high schools in each of Delaware's three counties amount to over 820 cases, and the remaining Kent HS sample is still of sufficient size for estimating. Separately and together, they allow for statewide and county estimates with reliability commensurate with that from the 2000 samples for Delaware youth in grades 6 through 12.

The cooperation and assistance of the participating school districts have been essential to completing the study, and we are very grateful for their help. The results should prove useful and important for the state agencies involved, for legislative initiatives, and for the communities statewide who are dealing with the problems of tobacco use among youth. We think that going beyond the CDC requirements for statewide data to provide County samples again in 2002 will provide for useful comparisons with the 2000 results and thus assist in assessing current and future tobacco prevention and control efforts directed at youth in Delaware. Data from the 2002 survey will be used for reporting to the Delaware Health Fund Advisory Committee, the Division of Public Health, and other State agencies. Data will also be used for Federal reporting requirements to the Department of Health and

Humans Services, the Centers for Disease Control, and the Department of Education. We hope to continue this collaboration between the schools, state agencies and the University in subsequent years.

The following Report presents some Key Findings from the survey results, followed by tables and graphs on 1) incidence and prevalence, 2) attitudes, 3) dependence and efforts at quitting, and 4) access to cigarettes and advertising influences. Separate detailed tables for all of the survey questions for each Middle School and High School samples were previously provided to the Division of Public Health and can be considered an appendix to this report. The Report was prepared by Steven S. Martin with assistance from staff at the Center for Drug and Alcohol Studies, University of Delaware. Requests for additional information should be made through the Division of Public Health, Delaware Health and Social Services.

# **A REPORT ON THE INCIDENCE AND PREVALENCE OF YOUTH TOBACCO USE IN DELAWARE**

## *KEY FINDINGS*

### Delaware Youth Tobacco Survey 2000 - 2002 TRENDS

Overall, indicators of tobacco use and attitudes toward tobacco products declined among Delaware students between 2000 and 2002. The declines were more likely to be statistically significant for Middle School students than for High School students, as indicated in the accompanying lists of changes. This is congruent with estimates from our annual Delaware School Surveys of 8<sup>th</sup> and 11<sup>th</sup> graders that have seen greater rates of decline in the 8<sup>th</sup> graders, though the declines are present for both 8<sup>th</sup> and 11<sup>th</sup> graders. Since Delaware Middle School students had been above national averages from the YTS in 2000, it is also encouraging that the declines were greatest in this group.

From the perspective of future prevention needs, it is becoming more apparent that those who are finding it harder to refrain from smoking are those who live in households where others smoke. The 2002 survey took place before the new tough law on smoking in public places in Delaware went into effect. Yet even before the new law, it seems that, with the decrease in smoking rates and the decrease in public areas where smoking is allowed, current smokers are getting support for smoking mostly from the “home front.”

Whether they smoke or not, most Delaware students are well aware that cigarettes are highly addictive. However, there is some indication of declines in students realizing that tobacco is as addictive as cocaine and heroin. This may be related to the declines in substance abuse education in general being reported in Delaware. Prevention education, as with other non core curricula, may be suffering in the efforts to improve student performance on standardized statewide testing

## Trends in Cigarette Use:

### Middle School Students:

→Lifetime use of cigarettes for statewide Middle School students decreased from 44% to 34% from 2000 to 2002. When examining cigarette by race, all four racial groups (White, 43% to 32, Black, 45% to 35%, and Hispanic, 54% to 40%), exhibited a significant decrease in cigarette use. Hispanic students showed the largest decrease in lifetime cigarette use, but still maintained the highest percentage use compared to other students.

→Past 30-day cigarette use for Middle School students also decreased from 15% in 2000 to 11% in 2002 (females continuing to report higher levels of past usage than males, 12% vs. 10%). The percentage of 2002 Middle School students who reported smoking a whole cigarette before age 11 significantly decreased from 27% in 2000 to 10 % in 2002.

→ Among Middle School students who are current smokers, there is some indication that this group is becoming more “hard core” In their smoking as the overall rate of current smokers has declined. Middle School smokers have declined in reporting they have tried to quit and increased in their willingness to wear tobacco things with tobacco logos. Current smokers’ perception of cigarettes as highly addictive, noticeably decreased from 91% to 84% from 2000 to 2002. Although cigarette use among 2002 Delaware Middle School students seems to be on a decline, the percentage of students who reported they wanted to stop smoking actually decreased from 63% to 56%. More specifically, the percentage of males who reported they wanted to stop smoking decreased from 60% to 52% and female percentages decreased from 66% to 57%.

### High School Students:

→Unlike Middle School students, cigarette use among High School students declined more modestly from 2000 to 2002. There was no significant change in past month use or the percentage of High School students who smoked before age eleven. There was however, a significant decrease in statewide cigarette use (66% to 63%), statewide males lifetime cigarette use significantly decreased from 66% to 62%, and females significantly

decreased from 67% to 63%. In addition, cigarette use also significantly decreased among Black (62% to 59%) and slightly decreased among White (68% to 66%) and Hispanic (69% to 66%) students.

→Perceptions among 2002 High School students noticeably changed. For example, percentage of students who had never smoked who viewed cigarettes as highly addictive decreased from 93% to 88% in 2002. In addition, students who never smoked were more likely to perceive smoking for only a year or two was safe in 2002 versus 2000 (10% v. 6%). So the potential risk perceived by non smokers declined, a potential avenue for future increase in initiation. On the other hand, perceptions of current smokers also noticeably changed. For example, current smokers in 2002 were less likely to perceive smoking for only a year or two was safe when compared with current smokers from 2000 (22% from 28%). And confusingly, current smokers in 2002 were also more likely to perceive students who as smoke having more friends compared to the current smokers in 2000 (27% to 22%).

→Among current smokers, there was also a noticeable increase from 44% to 52% in the percentage of High School students who reported feeling they needed a cigarette daily. The change was mostly among women. More specifically, for males it increased two percent to 47%, and for females it increased fourteen percentages to 54%. In addition there was a significant decrease in the percentage of current High School smokers who reported wanting to quit (62% in 2000 v. 52% in 2002). Smoking is down but those who do smoke are the more addicted.

### Other Trend Findings

#### Middle School:

→The lifetime cigar use for 2002 Middle School students' significantly decreased from 20% to 15%. Also reports of "All" tobacco usage decreased statewide from 47% to 37%. The use of Bidis also significantly decreased among White (8% to 3%), Black (12% to 7%), and Hispanic (11% to 5%) 2002 Middle School students. In addition past month cigar (8% to 4%) and "All" tobacco (18% to 14%) use among Middle School students significantly decreased from 2000 to 2002.



## High School:

→The lifetime use of Bidi/Kretek noticeably decreased for High School students from 26% in 2000 to 16% in 2002. Comparison of cigar use by race from 2000 to 2002 revealed a potential trend. White (44% to 39%), and Hispanic (35% to 31%) high school students reported a significant decrease in cigar use. However, Black students reported a significant (23% to 27%) increase in cigar use. In addition, there was a significant decline across all racial categories in reporting Bidi use from 2000 to 2002 (White, 25% to 15%; Black, 23% to 13%; and Hispanic, 23% to 12%).

## Tobacco Use by Delaware Middle School and High School Students in Spring 2002

NOTE: Cigarette use reported in the CDC's Youth Tobacco Survey and Youth Risk Behavior Survey can be somewhat higher than estimates from other national surveys (such as Monitoring the Future and the National Household Survey on Drug Abuse) and in the Delaware School Surveys of 5<sup>th</sup>, 8<sup>th</sup>, and 11<sup>th</sup> graders. This is because the CDC question includes even a few puffs. It does not require smoking a whole cigarette. Consequently, estimates of lifetime use can be as much as 20% higher in the YTS. The differences caused by the definition are much less pronounced for past month use.

→In general, prevalence of cigarette smoking does not differ appreciably by County for Middle School students. For High School students, cigarette use is slightly higher in Sussex County than in New Castle or Kent Counties, but the difference is not statistically significant.

→Among Middle School students, cigarettes have been tried by 34%, 11% are current (past month) smokers, and 2% are regular or heavy smokers (smoked on 20 or more days in the past month). A little less than one-third of Middle Schoolers who have ever smoked are current smokers.

→Among High School students, cigarettes have been tried by 63%, 26% are current (past month) smokers, and 14% are regular or heavy smokers (smoked on 20 or more days in the past month). Over 40% of High Schoolers who have ever smoked are current smokers.

→Most Delaware students who are current cigarette smokers prefer menthol cigarettes. In fact, 56% of current Middle School smokers and 71% of current High School smokers prefer menthol cigarettes when they smoke. By far the most common brand smoked is Newport.

In 2002, students were also asked about cigar use, smokeless tobacco, and bidis or kreteks, which are flavored Asian-type cigarettes designed to appeal to youth. All of these tobacco products have natural wrappings. They were not included in the former FDA restrictions on access to cigarettes by youth, and, consequently, they often are not subject to the same store restrictions on access as are regular cigarettes. For example, they are often displayed on open shelves in convenience stores. The use of these underregulated tobacco products by youth has not been adequately tracked in the past and needs to be considered in future trend analyses. Youth are not just smoking cigarettes; they are using other tobacco products as well. However and happily, use of these flavored Asian cigarettes seems to have declined since 2000.

→Cigars are much more prevalent among Middle School students than either smokeless tobacco or bidis/kreteks. One out of seven Middle School students have tried cigars, and 4% have smoked a cigar in the past 30 days.

→Most Middle School students who use other tobacco products also smoke cigarettes. However, about 3% of Middle Schoolers who are current tobacco users are using products other than cigarettes. Simply examining current cigarette use in the Middle School underestimates all tobacco use by 20%.

→Among High School students, 35% have tried cigars, 14% have tried smokeless tobacco, and 16% have tried bidis or kreteks. Past month use of cigars is 10%, of bidis and kreteks 5%, and smokeless tobacco is 5%.

→For High School students, estimates of all tobacco use lifetime are 3% higher than lifetime cigarette use alone. For past month use by High Schoolers, the all tobacco estimate is about 6% higher than past month cigarette smoking alone. Simply examining current cigarette use in High School underestimates all tobacco use by 20%.

## **Gender, Ethnicity and Age of First Use**

→Middle School girls are about as likely to smoke cigarettes as are Middle School boys, but they are slightly less likely to use other tobacco products. For High Schoolers, the same pattern by gender is true.

→Middle School students use of tobacco by ethnicity is not particularly pronounced for lifetime use. Additionally, current smoking shows little difference by ethnicity: African-American students (12%), Whites (11%), and Hispanics (11%). Neither are differences by ethnicity very apparent for Middle Schoolers' use of other tobacco products.

→For High Schoolers, the pattern of cigarette use by ethnicity shows Blacks are less likely to be lifetime users of cigarettes than are Whites or Hispanics, and Blacks are particularly less likely to be current cigarette smokers. In the High School sample, 30% of Whites, 38% of Hispanics, and 18% of Blacks are current smokers.

→Most Middle School students in the sample are 12-14 years old. Among those Middle School students who ever smoked, 27% first smoked before age 11 (10% of the total Middle School sample). Among those High School students who ever smoked, 29% first smoked before age 11 (8% of the total High School sample). Retrospective data are often unreliable, but these findings are interesting because they are different than the 2000 results. The 2000 data were consistent with an earlier age of initiation of smoking among Middle School students, as compared to High School students. The 2002 data suggest a potential reversal in younger cohort initiation.

## **Attitudes about Tobacco Use: Risk and Protective Factors**

→As with most smoking behaviors, attitudes about tobacco use do not differ appreciably by county in Delaware.

→Whether they smoke or not, Delaware students are well aware that cigarettes are highly addictive. Ninety-two percent of Middle School students who have never smoked say cigarettes are highly addictive while 84% of current smokers report cigarettes are highly addictive. The results are similar for High School students.

→When it comes to a more limited risk perception, smokers are much more likely than those who never smoked to say that it is safe to smoke for only a year or two. In middle school only 9% of those who have never smoked say it is safe to smoke for a year or two while 31% of current smokers say it is safe to smoke for a year or two. For those in high school, 10% of those who have never smoked say its is safe to smoke while 22% of the current smokers say it is safe to smoke for a year or two.

→Among Middle School students who have never smoked, most students do not suggest they are likely to be influenced by peer pressure. Only 7% of Middle School non smokers think smoking makes you cool, only 2% say they would smoke if a friend offered them a cigarette, and only 3% think they will try a cigarette soon. Only 12% of Middle School non smokers think young people who smoke have more friends, while 36% of current smokers think smokers have more friends. Still, this means that even most Middle School smokers do not think smokers have more friends.

→High School students who have never smoked are similar to Middle School students in terms of susceptibility to these influences. Only 6% of these non smokers think cigarettes make young people look cool, and only 3% of non smokers would smoke if offered a cigarette by a friend or think they will try a cigarette soon. Thirteen percent of High School non smokers think young people who smoke have more friends, while only 27% of current smokers think smokers have more friends. High School students who are current smokers appear to be less susceptible to issues of smoking and popularity than do Middle School current smokers.

→Current smokers are 2 to 3 times more likely than those who never smoked to think that smokers look cool. However, even among current smokers, only about one in four Middle School smokers think smokers are cool, and only about one in eight High School smokers think smokers are cool.

## Dependence and Cessation Efforts

→In contrast with most other behaviors and attitudes about tobacco use, feelings of dependence on cigarettes and efforts to quit among current smokers do appear to be greatest in Sussex County. This differs from 2000

results. It may indicate more awareness of tobacco problems in Sussex County or it may reflect more influence of education and cessation campaigns in northern Delaware. Alternative explanations will be investigated in future analyses.

→Eleven percent of Delaware Middle School students are current smokers. Among these current smokers – those who have smoked at least one cigarette in the past month – 27%, more than one out of four, feel they need a cigarette every day. Fifty-six percent of these current Middle School smokers say they want to stop smoking cigarettes, and 56% have tried to quit in the past year. Although most of the current smokers have tried to quit, only 7% have been in a program to help them quit. There are virtually no differences in the percentages of Middle School boys and girls who feel they need cigarettes and have tried to quit.

→Twenty-six percent of Delaware High School students are current smokers. Among these current smokers, 52%, over half, feel they need a cigarette every day. Sixty-three percent of these current High School smokers say they want to stop smoking cigarettes, and 61% have tried to quit in the past year. However, although 61% have tried to quit in the past year, only 7% have been in a program to help them quit.

→Among current smokers, either in Middle School or in High School, the percentages who a) want to stop smoking, b) tried to quit, c) tried to quit more than once, and d) who stayed off cigarettes for less than 30 days are virtually identical. This suggests that, although current smoking is less prevalent in Middle School, Middle School students who smoke are just as susceptible to dependence and difficulties in quitting as are High School students.

### Access to Tobacco and Exposure to Advertising and Prevention Efforts

→Among Middle School current smokers, 6% report they usually get cigarettes from a store; among High School current smokers the percentage who usually get cigarettes from a store rises to 33%. This is a small decline for Middle School students and a small increase for High School students from 2000. Although only 6% of Middle School smokers usually get cigarettes from a store, 67% of these were not asked for proof of age. For the 33% of High school smokers who get cigarettes from a store, 62% were not asked for proof of age.

→Both rates of being carded for cigarette purchases and rates of refusal of sale because of age are very similar in Delaware in 2002 and in the earlier National YTS surveys.

→Over 80% of each of Middle and High School students in Delaware report that they have seen anti-tobacco advertising in the past 30 days. On the other hand, almost an equal percentage report they have seen actors on TV and in the movies smoking, almost a quarter have seen athletes smoking on TV, and about 30% of Delaware students have seen tobacco ads on the Internet.

→Interestingly, awareness of these tobacco ads does not vary appreciably across never smoked, ever smoked, or current smoker groups. Nor do the 2002 Delaware estimates for these ads vary appreciably from the 1999 National YTS or from the other state studies.

→About 7% of Delaware Middle School students and 10% High School students say they are receptive to tobacco advertising. Receptivity does not vary much by County, though, as in 2000, High School students in Sussex County are the group most receptive to tobacco advertising.

→Receptivity to advertising does vary considerably by smoking status: for Middle School students 27% of current smokers are receptive while only 2% of those who never smoked are receptive; for High School students 25% of current smokers are receptive while only 2% of those who never smoked are receptive. Still even for the most receptive group -- current Middle School smokers -- less than one-third are receptive to tobacco advertising.

→For both Middle School students and High School students, those who never smoked are more likely to have practiced ways to say “No” to tobacco at school and to have participated in a community event to discourage tobacco use, as compared to current smokers. However, the differences are not as large as may have been expected, and many current smokers have participated in prevention and anti-tobacco efforts.

## Exposure to Environmental Tobacco Smoke

→Current tobacco users are much more likely to be exposed to environmental tobacco smoke from others smoking than are non smokers. For example, 80% of Middle School current smokers rode in a car with a smoker in the past week compared to 34% of Middle School students who never smoked. The comparable numbers for High School students are 89% and 35%. Also, 74% of current Middle School smokers live in a house with other smokers, compared to 40% of Middle School students who never smoked; and 65% of current High School smokers live in a house with other smokers, compared to 36% of High School students who never smoked.

→The vast majority of both Middle School and High School students think other people's cigarette smoke is harmful to them. Even 82% of Middle School current smokers and 89% of High School current smokers "definitely or probably" think other people's smoke is harmful to them.

## Comparison with National and Other States' YTS Estimates

The CDC began supporting state Youth Tobacco Surveys beginning in 1998. A few state studies were conducted in 1998, more in 1999 resulting in a total of 16 state survey efforts which were reported in the October 13, 2000 *Morbidity and Mortality Weekly Report*. That report also published findings from the first National YTS Probability sample, conducted in Fall 1999, which included over 15,000 respondents nationally in grades 6-12. Another national sample was conducted in Spring 2000 and many more states have conducted their own studies. A report including all the available Year 2000 data, including that of the Delaware surveys reported earlier, was published in *MMWR* in Fall 2001. The national report from the 2002 data is expected to be released by the CDC in Fall 2003. Since the available data from other states and nationally is for earlier years and sometimes for fall administrations versus spring survey administrations, strict comparisons are not appropriate and must await the full reporting from CDC later this year. However, a few charts of Spring 2002 Delaware data compared to the earlier national data are presented for heuristic purposes. By 2002 Delaware number compare favorably to the earlier national numbers. It is expected that national numbers for 2002 will, of course, be lower; however the differences between Delaware and national norms will be reduced from those seen in 2000.

**DELAWARE YOUTH TOBACCO SURVEY:  
TREND TABLES 2000-2002**



## TRENDS IN THE DELAWARE MIDDLE SCHOOL YOUTH TOBACCO SURVEY

	2000	2002
Have you ever tried a cigarette, even one or two puffs?	44%	34%*
Percent smoked cigarettes on 1 or more days of the past 30 days	15%	11%*
Percent smoked cigarettes on 20+ days of the past 30 days	4%	2%
Percent ever used smokeless tobacco	8%	6%*
Percent of current users of smokeless tobacco -- used smokeless tobacco on 1+ days of the past 30 days	3%	2%
Percent who used smokeless tobacco 20+ days of the past 30 days	1%	1%
Percent ever smoked cigar	20%	15%*
Percent current cigar smoker -- smoked a cigar 1+ days of the past 30 days	8%	4%*
Percent frequent cigar smoker -- smoked a cigar 20+ days of the past 30 days	1%	0%
Percent ever smoked bidis or kreteks	10%	5%*
Percent ever tobacco use -- those who have ever used any form of tobacco	47%	37%*
Percent current tobacco use -- those who have use any form of tobacco in the past 30 days	18%	14%*
Percent ever smoked daily	9%	6%*
Percent of current smokers who smoked 6+ cigarettes per day on the days they smoked	22%	12%*
Percent of current smokers who tried to quit smoking during the past 12 months	60%	56%*
Percent who think people can get addicted to using tobacco just like getting addicted to cocaine or heroin	90%	90%

\* Indicates difference is statistically significant,  $p < .05$

Source: Delaware Youth Tobacco Survey 2002, Delaware Division of Public Health

## TRENDS IN THE DELAWARE MIDDLE SCHOOL YOUTH TOBACCO SURVEY

	2000	2002
Percent of current smokers who think people can get addicted to using tobacco just like getting addicted to cocaine or heroin	91%	84% *
Percent who have never smoked who think people can get addicted to using tobacco just like getting addicted to cocaine or heroin	90%	92%
Percent who at school this year practiced ways to say 'NO' to tobacco	40%	43%
Percent who participated in any community event to discourage people from using tobacco	24%	15%
Percent who have seen or heard anti-smoking commercials during the past 30 days	81%	84%
Percent of current tobacco users who bought or received anything with a tobacco company name or picture on it	42%	41%*
Percent who have never smoked who bought or received anything with a tobacco company name or picture on it	11%	8%*
Percent of current tobacco users who would ever use or wear anything with a tobacco company name or picture on it	51%	52%
Percent who have never smoked who would ever use or wear anything with a tobacco company name or picture on it	13%	10%*
Percent who definitely or probably think smoke from other people's cigarettes is harmful to them	91%	93%
Percent of current tobacco users who live with someone who currently smokes cigarettes	68%	74%
Percent who have never smoked who live with someone who currently smokes cigarettes	40%	40%
Percent who rode in a car or were in the same room with someone who was smoking cigarettes on 1+ days during the past 7 days	67%	60%
Percent who are receptive to tobacco advertising	11%	7%

\* Indicates difference is statistically significant,  $p < .05$

Source: Delaware Youth Tobacco Survey 2002, Delaware Division of Public Health

## TRENDS IN THE DELAWARE HIGH SCHOOL YOUTH TOBACCO SURVEY

	2000	2002
Have you ever tried a cigarette, even one or two puffs?	66%	63%
Percent smoked cigarettes on 1 or more days of the past 30 days	27%	26%
Percent smoked cigarettes on 20+ days of the past 30 days	15%	14%
Percent ever used smokeless tobacco	12%	14%
Percent of current users of smokeless tobacco -- used smokeless tobacco on 1+ days of the past 30 days	3%	5%
Percent who used smokeless tobacco 20+ days of the past 30 days	1%	1%
Percent ever smoked cigar	38%	35%
Percent current cigar smoker -- smoked a cigar 1+ days of the past 30 days	13%	10%
Percent frequent cigar smoker -- smoked a cigar 20+ days of the past 30 days	2%	0%*
Percent ever smoked bidis or kreteks	26%	16%*
Percent ever tobacco use -- those who have ever used any form of tobacco	69%	66%*
Percent current tobacco use -- those who have use any form of tobacco in the past 30 days	31%	32%
Percent ever smoked daily	23%	22%
Percent of current smokers who smoked 6+ cigarettes per day on the days they smoked	38%	24%
Percent of current smokers who tried to quit smoking during the past 12 months	60%	61%
Percent who think people can get addicted to using tobacco just like getting addicted to cocaine or heroin	90%	89%
Percent of current smokers who think people can get addicted to using tobacco just like getting addicted to cocaine or heroin	88%	89%

\* Indicates difference is statistically significant,  $p < .05$

Source: Delaware Youth Tobacco Survey 2002, Delaware Division of Public Health

## TRENDS IN THE DELAWARE HIGH SCHOOL YOUTH TOBACCO SURVEY

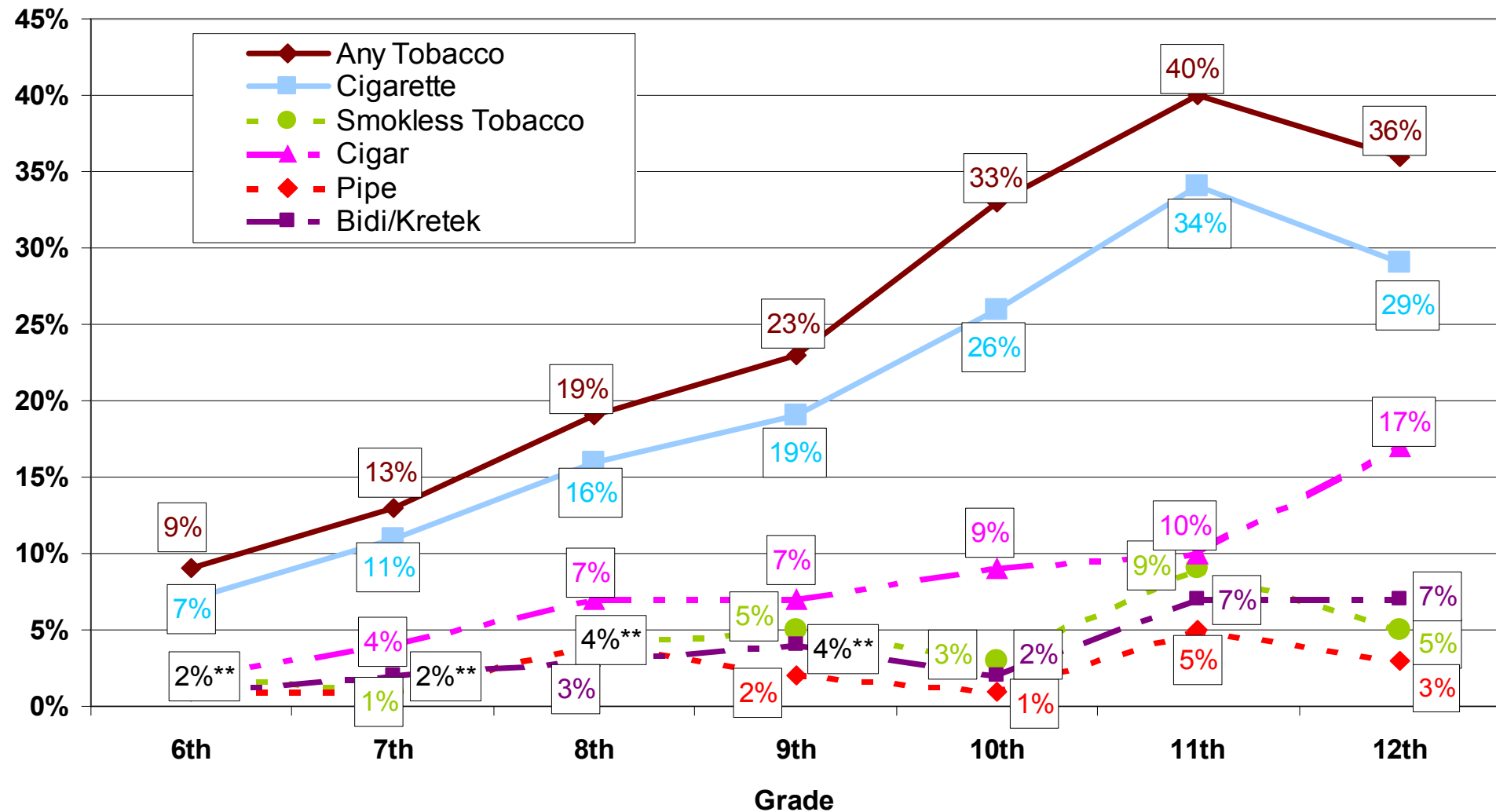
	2000	2002
Percent who have never smoked who think people can get addicted to using tobacco just like getting addicted to cocaine or heroin	93%	88%
Percent who at school this year practiced ways to say 'NO' to tobacco	16%	20%*
Percent who participated in any community event to discourage people from using tobacco	13%	10%
Percent who have seen or heard anti-smoking commercials during the past 30 days	86%	89%
Percent of current tobacco users who bought or received anything with a tobacco company name or picture on it	31%	26%
Percent who have never smoked who bought or received anything with a tobacco company name or picture on it	10%	7%*
Percent of current tobacco users who would ever use or wear anything with a tobacco company name or picture on it	49%	42%
Percent who have never smoked who would ever use or wear anything with a tobacco company name or picture on it	16%	13%*
Percent who definitely or probably think smoke from other people's cigarettes is harmful to them	94%	94%
Percent of current tobacco users who live with someone who currently smokes cigarettes	62%	65%
Percent who have never smoked who live with someone who currently smokes cigarettes	31%	36%
Percent who rode in a car or were in the same room with someone who was smoking cigarettes on 1+ days during the past 7 days	78%	75%
Percent who are receptive to tobacco advertising	10%	10%

\* Indicates difference is statistically significant,  $p < .05$

Source: Delaware Youth Tobacco Survey 2002, Delaware Division of Public Health

# **INCIDENCE AND PREVALENCE OF YOUTH TOBACCO USE IN DELAWARE**

## PAST 30 DAY TOBACCO USE\* AMONG 2002 DELAWARE YOUTH BY GRADE AND TYPE OF TOBACCO PRODUCT



\*Note: Indicates use of tobacco product(s) on 1 or more days the in past 30 days

\*\* Note: Indicates two or more substances with the same prevalence rate for that grade

Source: Delaware Youth Tobacco Survey 2002, Delaware Division of Public Health

**CIGARETTE USE AMONG 2002 DELAWARE  
MIDDLE SCHOOL STUDENTS (percentages)**

	LIFETIME USE	PAST MONTH USE	REGULAR USE <sup>a</sup>	SMOKED FIRST WHOLE CIGARETTE BEFORE AGE ELEVEN
<u>Statewide</u>	34	11	2	10
<u>Males</u>	33	10	3	10
<u>Females</u>	34	12	2	9
<u>New Castle</u>	32	11	2	8
<u>Males</u>	30	10	4	10
<u>Females</u>	34	12	1	7
<u>Kent</u>	37	13	3	12
<u>Males</u>	34	10	2	12
<u>Females</u>	40	16	3	12
<u>Sussex</u>	33	10	3	9
<u>Males</u>	38	10	3	10
<u>Females</u>	29	9	2	8

Note:  
Source:

<sup>a</sup>Regular use is defined as smoking 20 or more days in the past month  
Delaware Youth Tobacco Survey, 2002, Delaware Division of Public Health

**OTHER TOBACCO USE AMONG 2002 DELAWARE MIDDLE SCHOOL STUDENTS**  
(percentages)

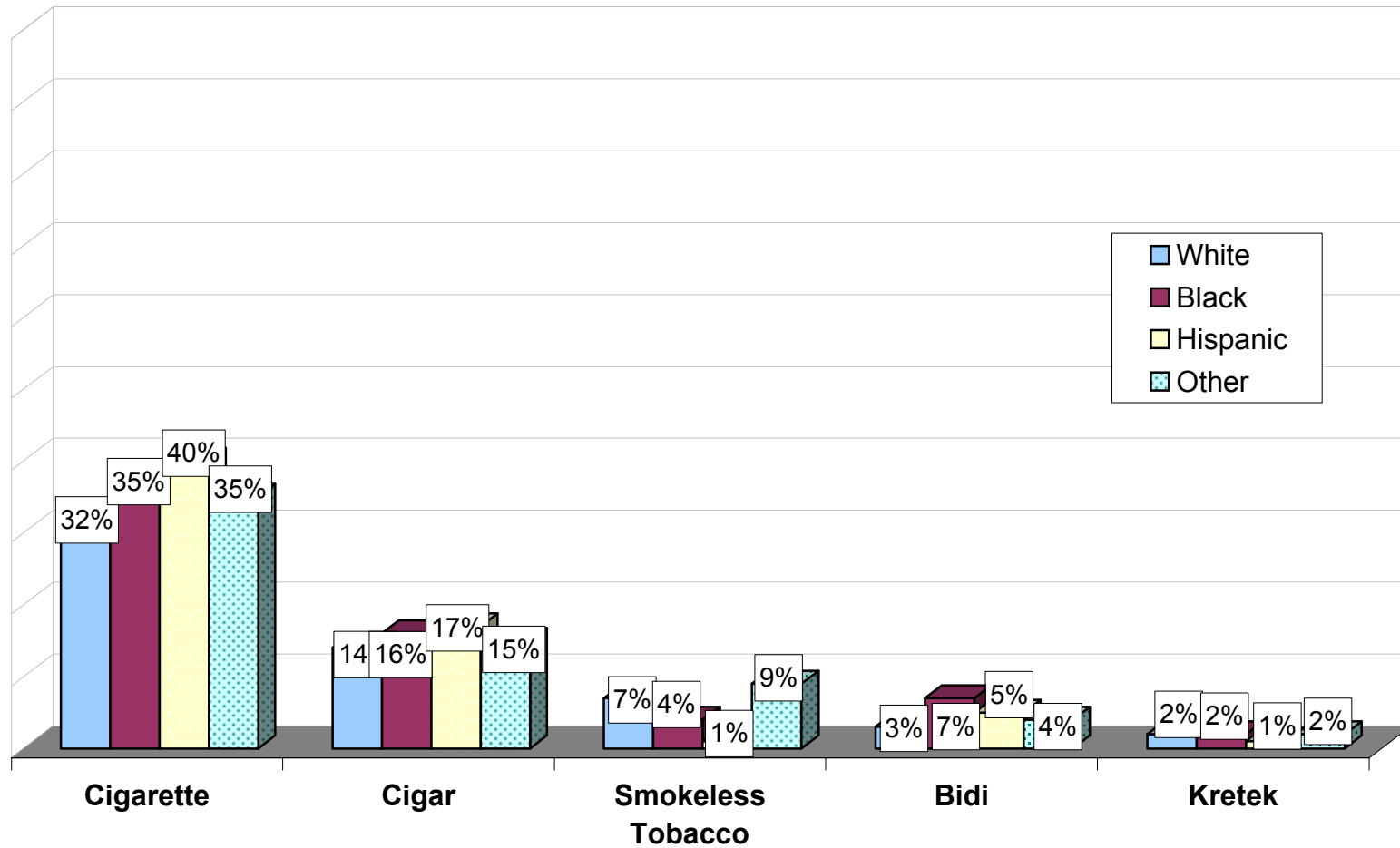
	LIFETIME USE				PAST MONTH			
	Smokeless	Cigar	Bidi/Kretek	All <sup>a</sup>	Smokeless	Cigar	Bidi/Kretek	All <sup>a</sup>
<u>Statewide</u>	6	15	5	37	2	4	2	14
<u>Male</u>	9	20	6	39	4	6	3	14
<u>Female</u>	3	11	5	36	1	3	2	14
<u>New Castle</u>	4	14	6	35	1	4	3	14
<u>Male</u>	5	20	8	36	2	4	4	14
<u>Female</u>	2	9	5	35	-	3	1	14
<u>Kent</u>	8	16	4	40	3	4	2	15
<u>Male</u>	11	18	4	38	5	6	1	13
<u>Female</u>	4	14	4	41	1	2	3	17
<u>Sussex</u>	6	16	5	37	3	6	2	13
<u>Male</u>	10	23	5	44	4	7	2	14
<u>Female</u>	3	10	5	31	2	5	2	12

Note: <sup>a</sup>All includes smokeless tobacco, cigars, cloves, **and** cigarettes.

Source: Delaware Youth Tobacco Survey, 2002, Delaware Division of Public Health



## PERCENTAGE OF 2002 DELAWARE MIDDLE SCHOOL STUDENTS WHO HAVE USED TOBACCO PRODUCTS, BY RACE AND TOBACCO TYPE



Source: Delaware Youth Tobacco Survey, 2002, Delaware Division of Public Health

**CIGARETTE USE AMONG 2002 DELAWARE  
HIGH SCHOOL STUDENTS (percentages)**

	LIFETIME USE	PAST MONTH USE	REGULAR USE <sup>a</sup>	SMOKED FIRST WHOLE CIGARETTE BEFORE AGE ELEVEN
<u>Statewide</u>	63	26	14	11
<u>Males</u>	62	29	14	13
<u>Females</u>	63	24	13	9
<u>New Castle</u>	61	26	13	9
<u>Males</u>	58	24	13	10
<u>Females</u>	63	27	12	8
<u>Kent</u>	58	21	8	7
<u>Males</u>	55	20	6	8
<u>Females</u>	60	22	10	7
<u>Sussex</u>	66	29	17	14
<u>Males</u>	68	35	18	17
<u>Females</u>	65	22	15	11

Note:  
Source:

<sup>a</sup>Regular use is defined as smoking 20 or more days in the past month  
Delaware Youth Tobacco Survey, 2002, Delaware Division of Public Health

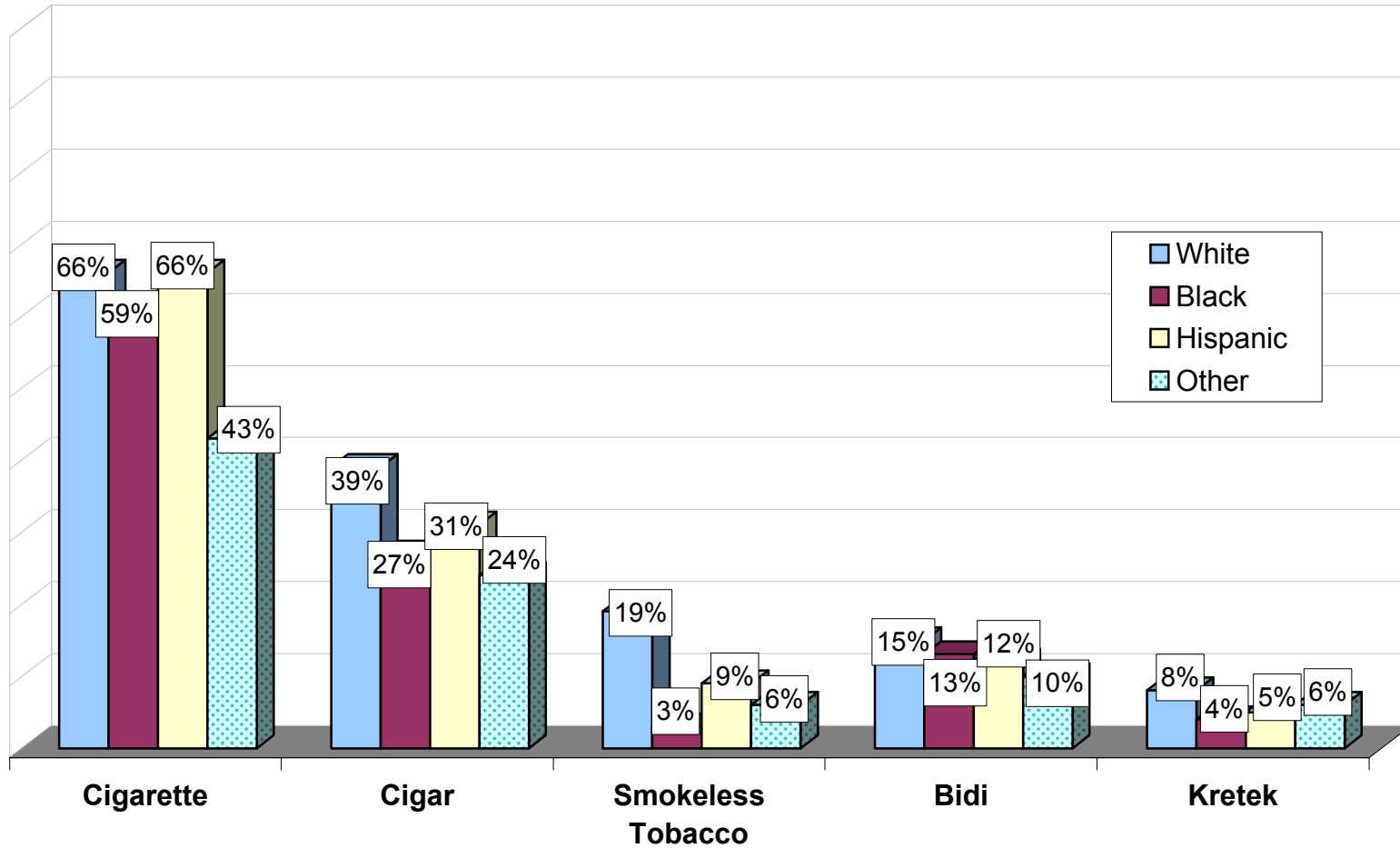
**OTHER TOBACCO USE AMONG 2002 DELAWARE HIGH SCHOOL STUDENTS**  
(percentages)

	LIFETIME USE				PAST MONTH			
	Smokeless	Cigar	Bidi/Kretek	All <sup>a</sup>	Smokeless <sub>b</sub>	Cigar	Bidi/Kretek	All <sup>a</sup>
<u>Statewide</u>	14	35	16	66	5	10	5	32
<u>Male</u>	22	46	19	68	10	16	6	38
<u>Female</u>	5	24	12	65	1	5	3	26
<u>New Castle</u>	8	29	19	64	3	6	5	28
<u>Male</u>	15	38	23	62	6	10	8	29
<u>Female</u>	2	22	15	62	1	3	3	28
<u>Kent</u>	12	34	13	62	5	9	3	26
<u>Male</u>	20	41	16	63	9	13	5	29
<u>Female</u>	4	27	10	62	1	6	2	23
<u>Sussex</u>	18	39	15	70	7	14	5	37
<u>Male</u>	28	53	18	73	12	21	6	47
<u>Female</u>	8	24	12	66	1	5	4	26

Note: <sup>a</sup>All includes smokeless tobacco, cigars, cloves, **and** cigarettes.  
<sup>b</sup>(-) indicates less than one-half of one percent

Source: Delaware Youth Tobacco Survey, 2002, Delaware Division of Public Health

**PERCENTAGE OF 2002 DELAWARE HIGH SCHOOL STUDENTS WHO HAVE USED TOBACCO PRODUCTS, BY RACE AND TOBACCO TYPE**



Source: Delaware Youth Tobacco Survey, 2002, Delaware Division of Public Health

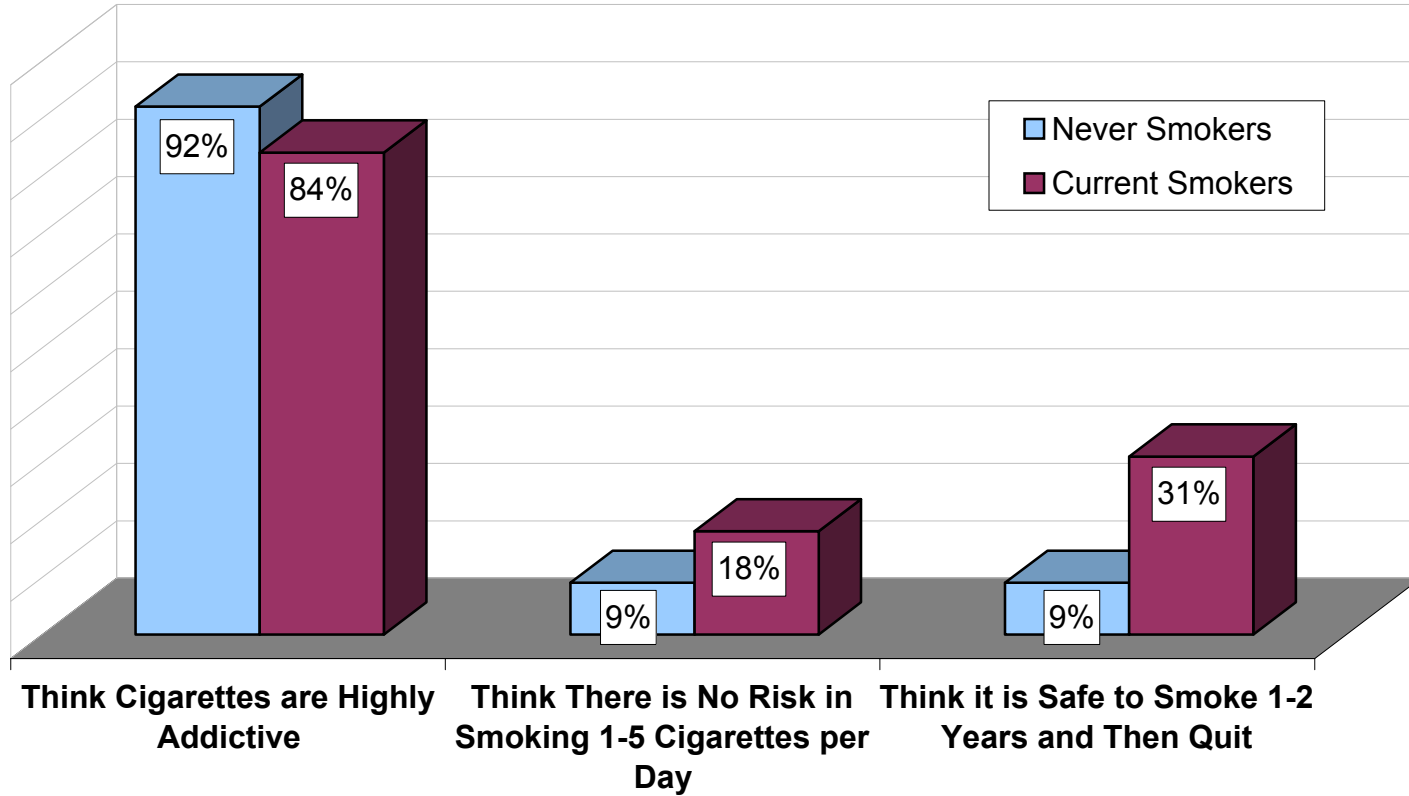
**STUDENTS' ATTITUDES ABOUT  
TOBACCO USE: Selected Findings from the  
2002 Youth Tobacco Survey in Delaware**

**RISK PERCEPTIONS OF CIGARETTE USE  
AMONG 2002 DELAWARE MIDDLE SCHOOL STUDENTS (percentages)**

	NEVER SMOKED		CURRENT SMOKERS	
	Cigarettes are Highly Addictive	It is Safe to Smoke for only a Year or Two	Cigarettes are Highly Addictive	It is Safe to Smoke for only a Year or Two
<u>Statewide</u>	92	9	84	31
<u>Males</u>	88	10	81	39
<u>Females</u>	95	8	86	24
<u>New Castle</u>	92	9	89	26
<u>Males</u>	89	12	96	27
<u>Females</u>	95	7	83	25
<u>Kent</u>	91	9	84	38
<u>Males</u>	87	8	76	50
<u>Females</u>	95	10	89	30
<u>Sussex</u>	92	8	76	27
<u>Males</u>	88	7	66	43
<u>Females</u>	94	8	85	14

Source: Delaware Youth Tobacco Survey, 2002, Delaware Division of Public Health

## PERCEPTIONS OF RISK AMONG 2002 DELAWARE MIDDLE SCHOOL STUDENTS



Source: Delaware Youth Tobacco Survey, 2002, Delaware Division of Public Health

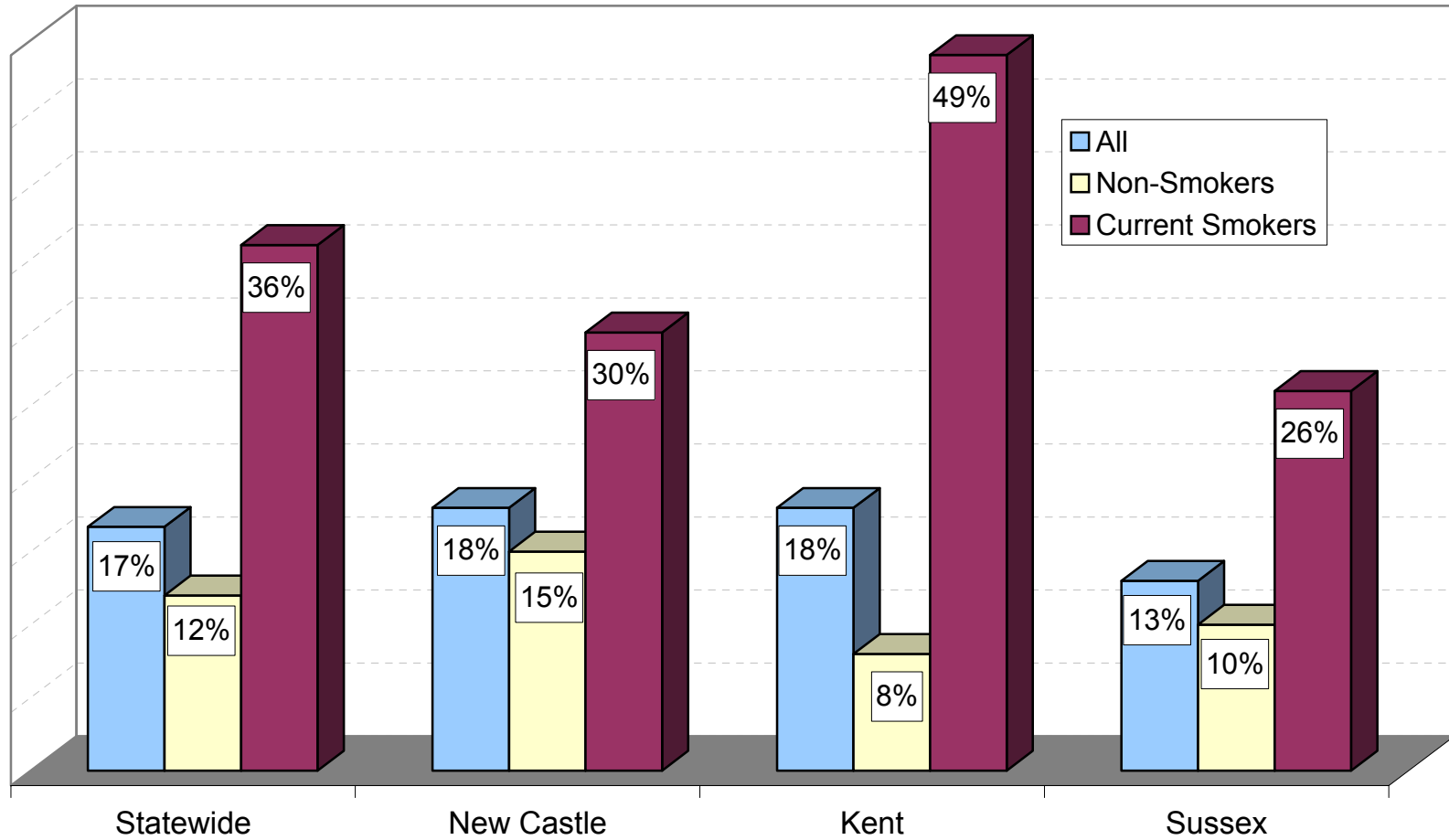
**PERCENT OF 2002 DELAWARE MIDDLE SCHOOL STUDENTS  
WHOM HAVE NEVER SMOKED WHO: (percentages)**

	Think Smoking Cigarettes Makes Young People Look Cool or Fit In	Think They Would Smoke if a Friend Offered them a Cigarette	Will Try a Cigarette Soon
<u>Statewide</u>	7	2	3
<u>Males</u>	7	2	2
<u>Females</u>	7	2	3
<u>New Castle</u>	8	3	4
<u>Males</u>	8	3	4
<u>Females</u>	8	4	3
<u>Kent</u>	6	1	2
<u>Males</u>	6	-	2
<u>Females</u>	6	1	3
<u>Sussex</u>	7	1	3
<u>Males</u>	7	1	1
<u>Females</u>	7	1	4

Source: Delaware Youth Tobacco Survey, 2002, Delaware Division of Public Health



## PERCENT OF 2002 DELAWARE MIDDLE SCHOOL STUDENTS WHO THINK YOUNG PEOPLE WHO SMOKE HAVE MORE FRIENDS



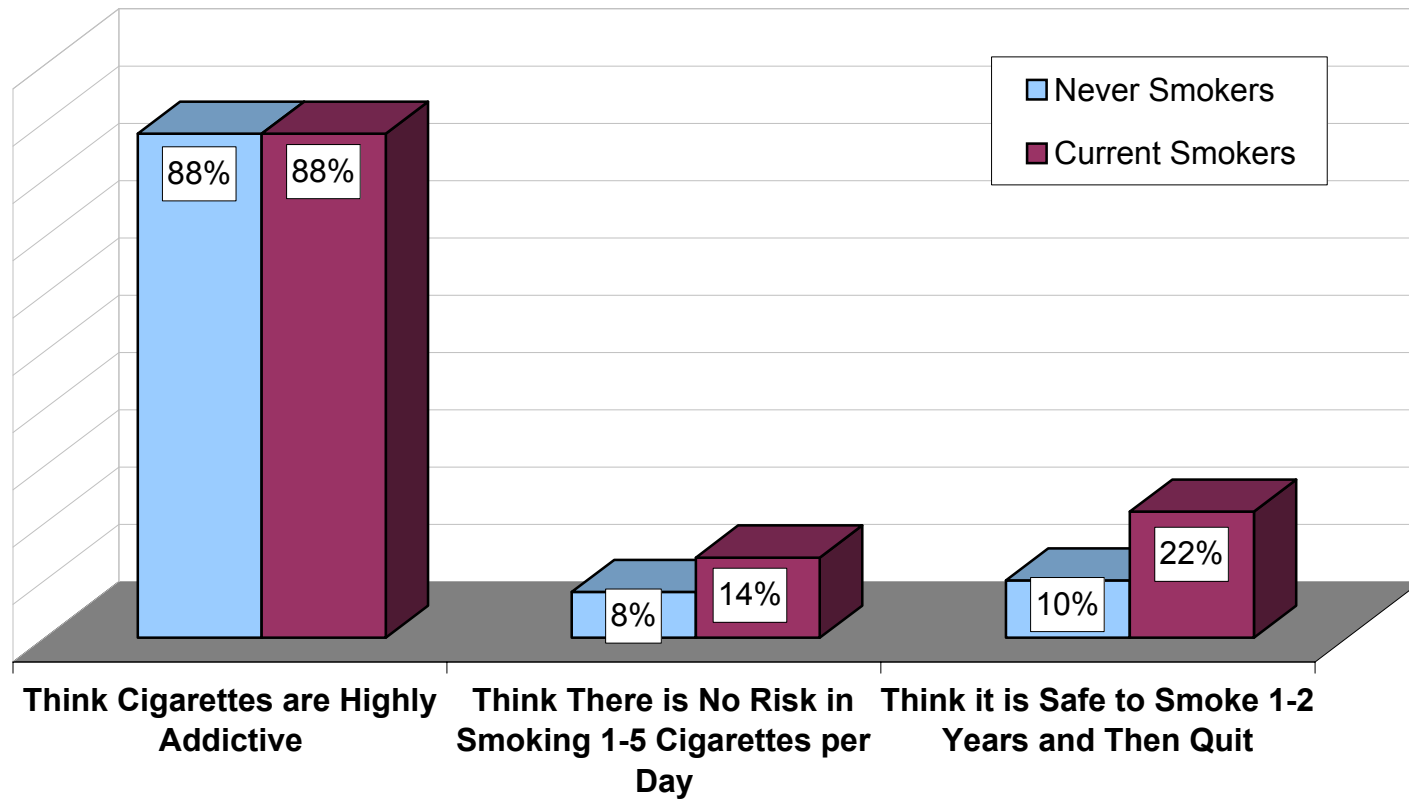
Source: Delaware Youth Tobacco Survey 2002, Delaware Division of Public Health

**RISK PERCEPTIONS OF CIGARETTE USE  
AMONG 2002 DELAWARE HIGH SCHOOL STUDENTS (percentages)**

	NEVER SMOKED		CURRENT SMOKERS	
	Cigarettes are Highly Addictive	It is Safe to Smoke for only a Year or Two	Cigarettes are Highly Addictive	It is Safe to Smoke for only a Year or Two
<u>Statewide</u>	88	10	88	22
<u>Males</u>	86	13	86	26
<u>Females</u>	90	6	91	19
<u>New Castle</u>	90	10	87	24
<u>Males</u>	87	11	83	30
<u>Females</u>	93	10	89	19
<u>Kent</u>	93	8	86	26
<u>Males</u>	89	12	77	24
<u>Females</u>	97	4	93	27
<u>Sussex</u>	84	10	90	20
<u>Males</u>	83	16	88	24
<u>Females</u>	84	4	93	14

Source: Delaware Youth Tobacco Survey, 2002, Delaware Division of Public Health

## PERCEPTIONS OF RISK AMONG 2002 DELAWARE HIGH SCHOOL STUDENTS



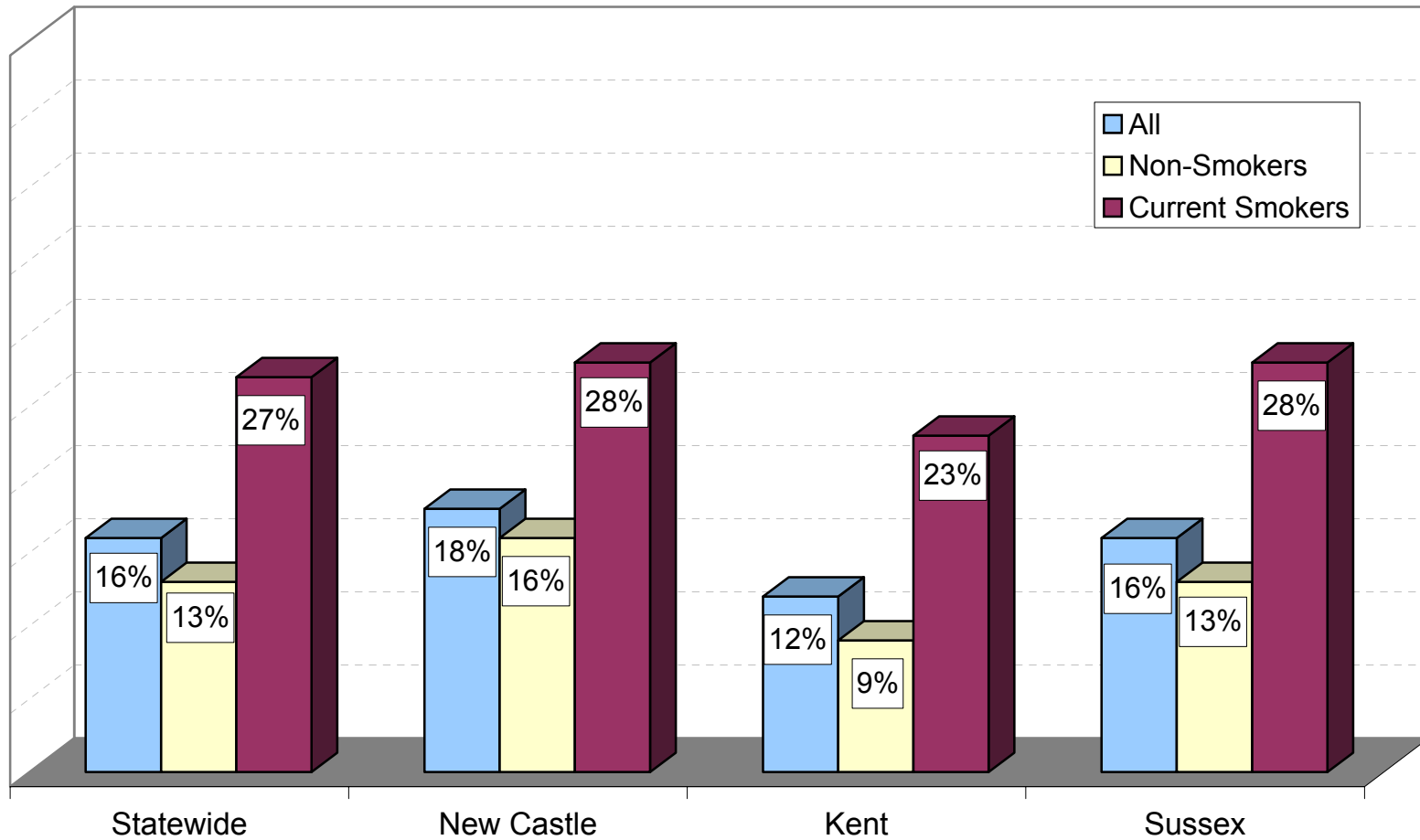
Source: Delaware Youth Tobacco Survey, 2002, Delaware Division of Public Health

**PERCENT OF 2002 DELAWARE HIGH SCHOOL STUDENTS  
WHOM HAVE NEVER SMOKED WHO: (percentages)**

	Think Smoking Cigarettes Makes Young People Look Cool or Fit In	Think They Would Smoke if a Friend Offered them a Cigarette	Will Try a Cigarette Soon
<u>Statewide</u>	6	3	3
<u>Males</u>	8	3	4
<u>Females</u>	4	3	2
<u>New Castle</u>	8	3	2
<u>Males</u>	9	1	1
<u>Females</u>	7	4	3
<u>Kent</u>	4	3	2
<u>Males</u>	5	2	2
<u>Females</u>	2	4	2
<u>Sussex</u>	4	3	4
<u>Males</u>	8	4	8
<u>Females</u>	2	3	1

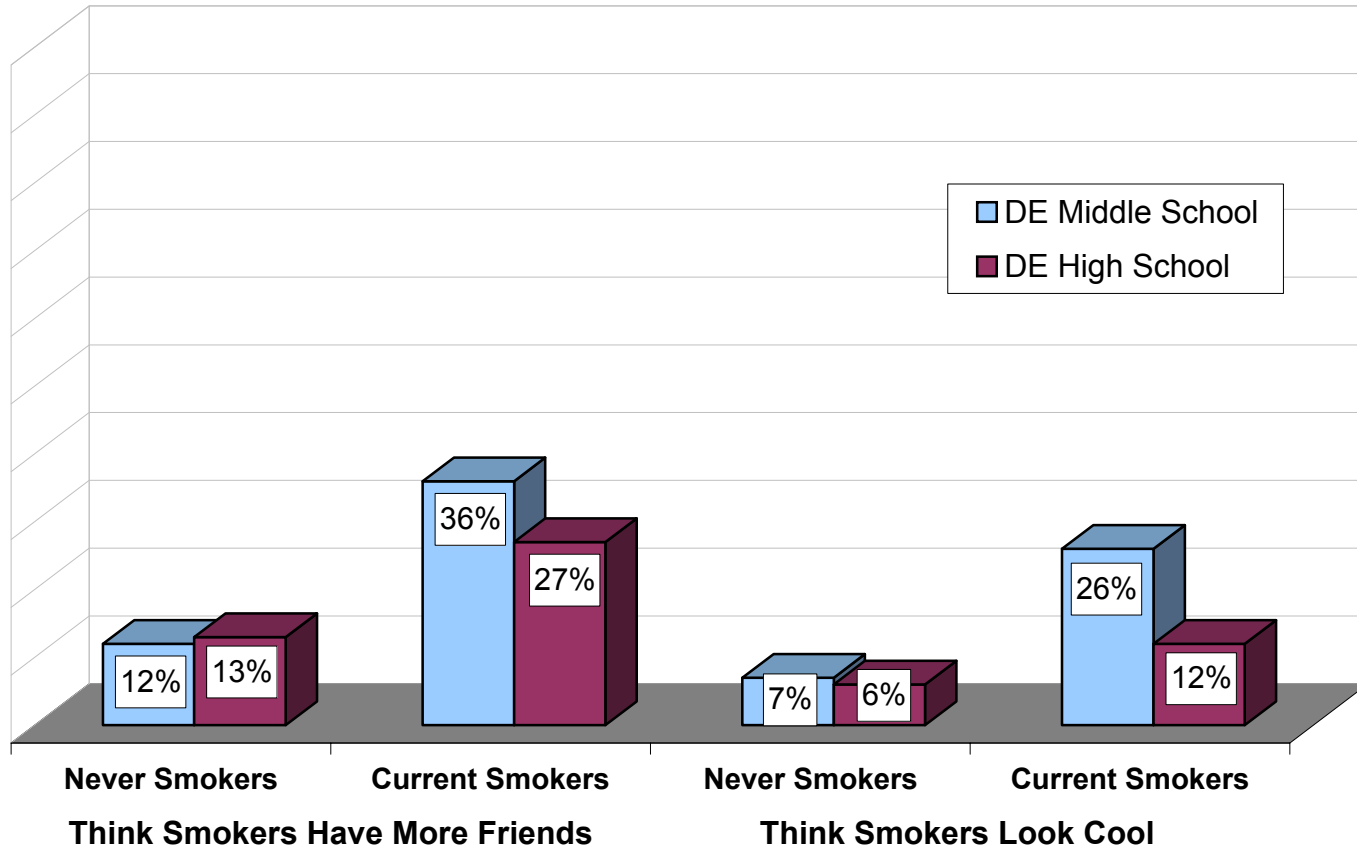
Source: Delaware Youth Tobacco Survey, 2002, Delaware Division of Public Health

## PERCENT OF 2002 DELAWARE HIGH SCHOOL STUDENTS WHO THINK YOUNG PEOPLE WHO SMOKE HAVE MORE FRIENDS



Source: Delaware Youth Tobacco Survey 2002, Delaware Division of Public Health

**PERCENTAGE OF 2002 DELAWARE MIDDLE AND HIGH SCHOOL STUDENTS  
WITH SOCIAL PERCEPTIONS ABOUT CIGARETTE USE,  
BY SMOKING STATUS**



Source: Delaware Youth Tobacco Survey, 2002, Delaware Division of Public Health

**STUDENTS' PERCEPTIONS OF  
DEPENDENCE AND EFFORTS TO QUIT  
CIGARETTE USE: Selected Findings from  
the 2002 Youth Tobacco Survey in Delaware**

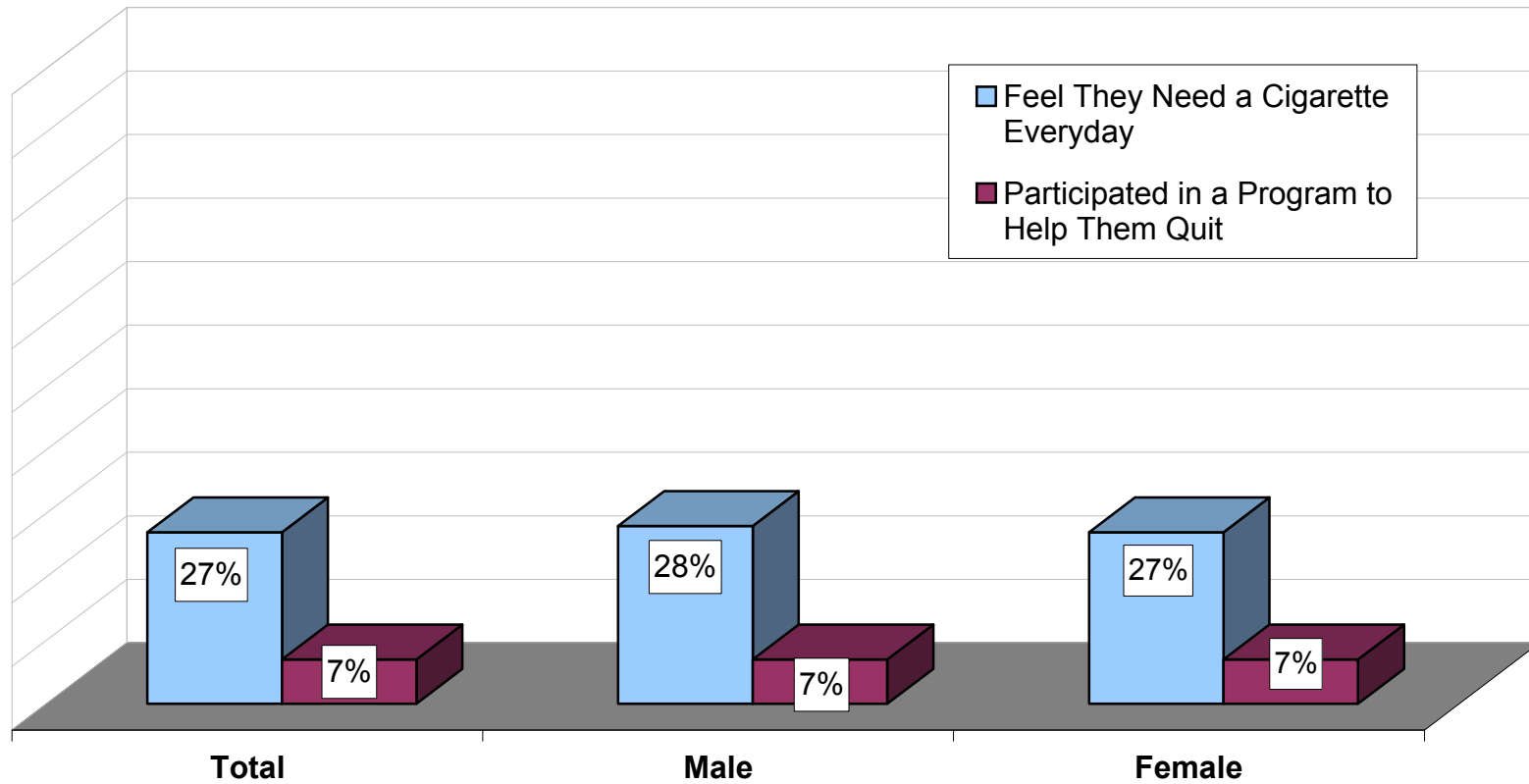
**PERCENT OF CURRENT SMOKERS  
IN DELAWARE MIDDLE SCHOOLS 2002 WHO:** (percentages)

	Feel They Need a Cigarette Daily	Want to Stop Smoking Cigarettes	Tried to Quit Smoking During the Past Year	Have Participated in a Program to help them quit
<u>Statewide</u>	27	56	56	7
<u>Males</u>	28	52	56	7
<u>Females</u>	27	57	56	7
<u>New Castle</u>	26	62	50	6
<u>Males</u>	29	57	52	3
<u>Females</u>	23	67	48	9
<u>Kent</u>	26	56	57	8
<u>Males</u>	24	53	55	9
<u>Females</u>	28	57	58	8
<u>Sussex</u>	30	46	64	6
<u>Males</u>	31	45	63	11
<u>Females</u>	30	48	64	2

Source: Delaware Youth Tobacco Survey, 2002, Delaware Division of Public Health



**PERCENTAGE OF 2002 DELAWARE MIDDLE SCHOOL STUDENTS WHO ARE CURRENT SMOKERS AND FEEL THEY ARE ADDICTED TO CIGARETTES AND THOSE SMOKERS WHO HAVE PARTICIPATED IN A PROGRAM TO HELP THEM QUIT, BY GENDER**



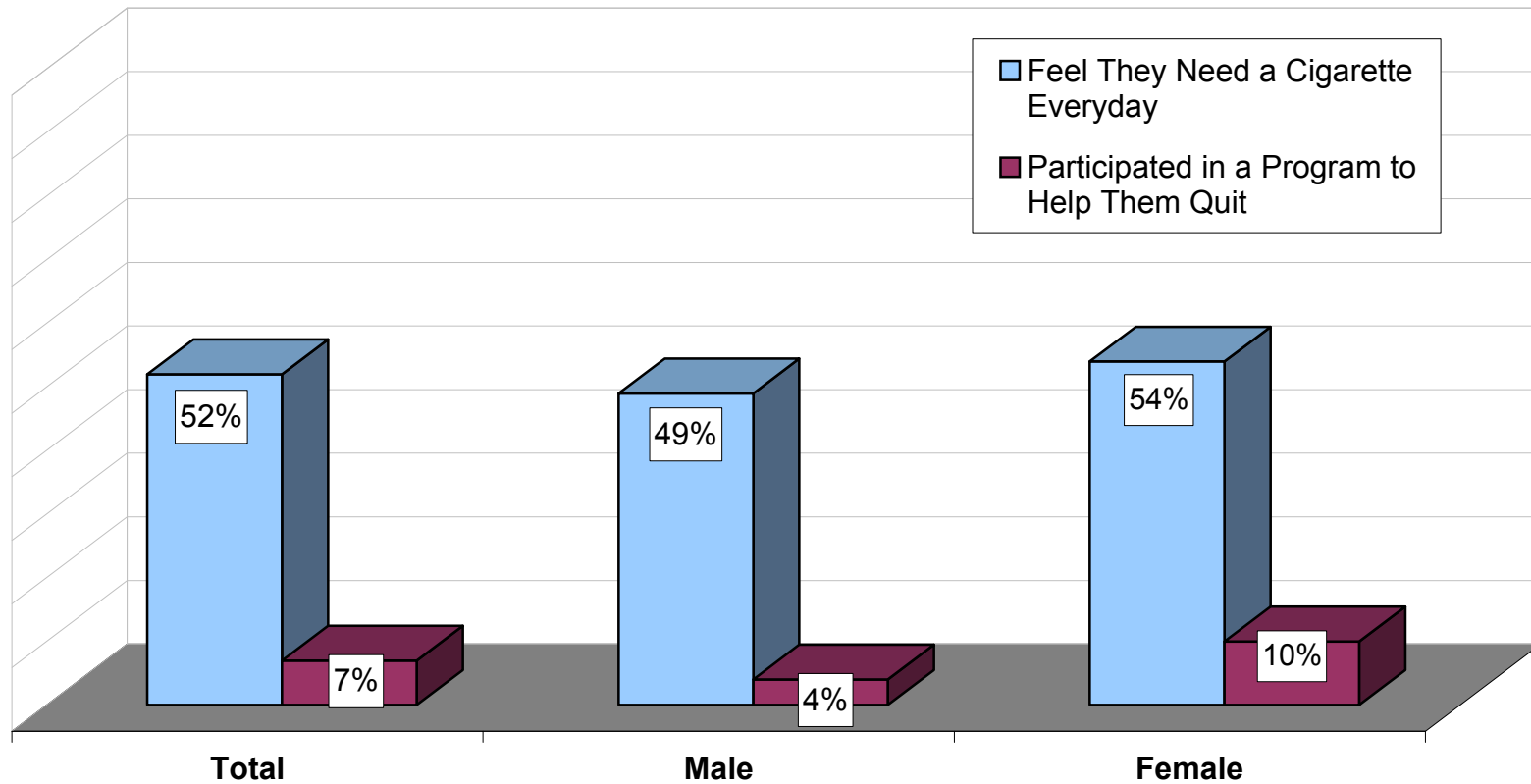
Source: Delaware Youth Tobacco Survey, 2002, Delaware Division of Public Health

**PERCENT OF CURRENT SMOKERS  
IN DELAWARE HIGH SCHOOLS 2002 WHO: (percentages)**

	Feel They Need a Cigarette Daily	Want to Stop Smoking Cigarettes	Tried to Quit Smoking During the Past Year	Have Participated in a Program to help them quit
<u>Statewide</u>	52	63	61	7
<u>Males</u>	49	64	60	4
<u>Females</u>	54	62	61	10
<u>New Castle</u>	50	58	58	10
<u>Males</u>	51	59	59	5
<u>Females</u>	48	58	58	13
<u>Kent</u>	44	55	59	6
<u>Males</u>	44	58	65	3
<u>Females</u>	48	52	53	9
<u>Sussex</u>	56	69	63	5
<u>Males</u>	50	67	59	3
<u>Females</u>	65	70	67	8

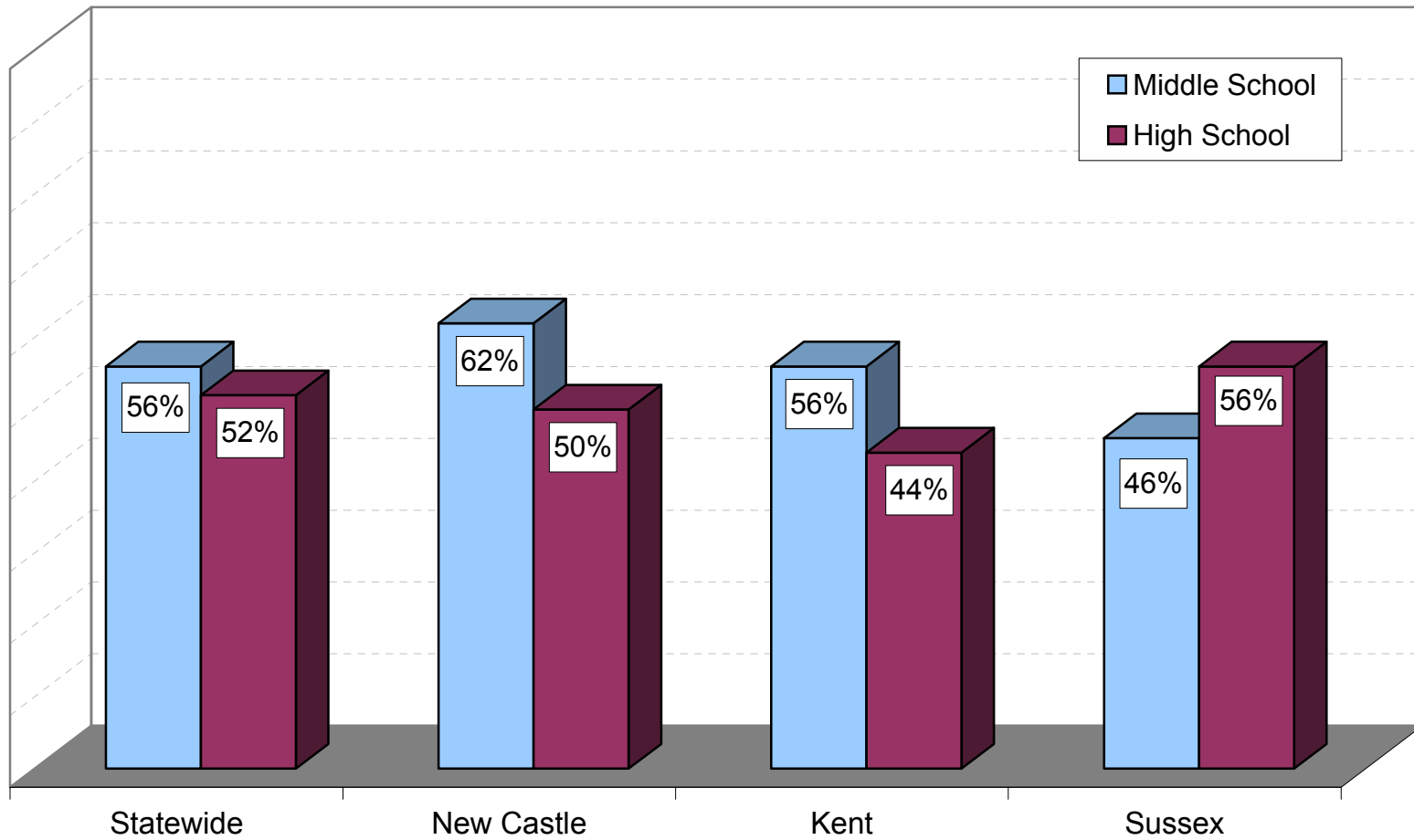
Source: Delaware Youth Tobacco Survey, 2002, Delaware Division of Public Health

**PERCENTAGE OF DELAWARE HIGH SCHOOL STUDENTS WHO ARE CURRENT SMOKERS AND FEEL THEY ARE ADDICTED TO CIGARETTES AND THOSE SMOKERS WHO HAVE PARTICIPATED IN A PROGRAM TO HELP THEM QUIT, BY GENDER, 2002**



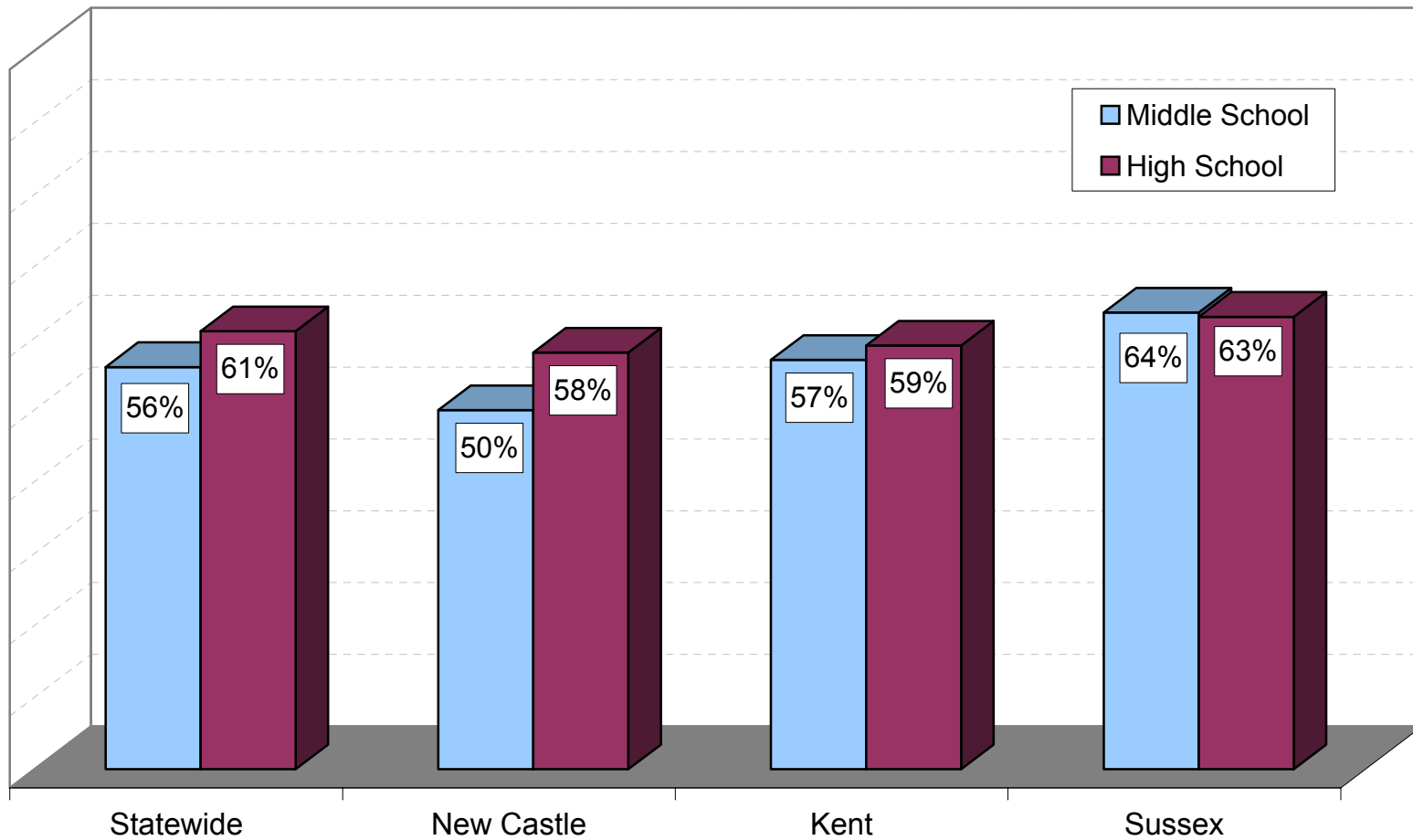
Source: Delaware Youth Tobacco Survey, 2002, Delaware Division of Public Health

## PERCENT OF 2002 DELAWARE STUDENTS WHO CURRENTLY SMOKE AND WANT TO QUIT



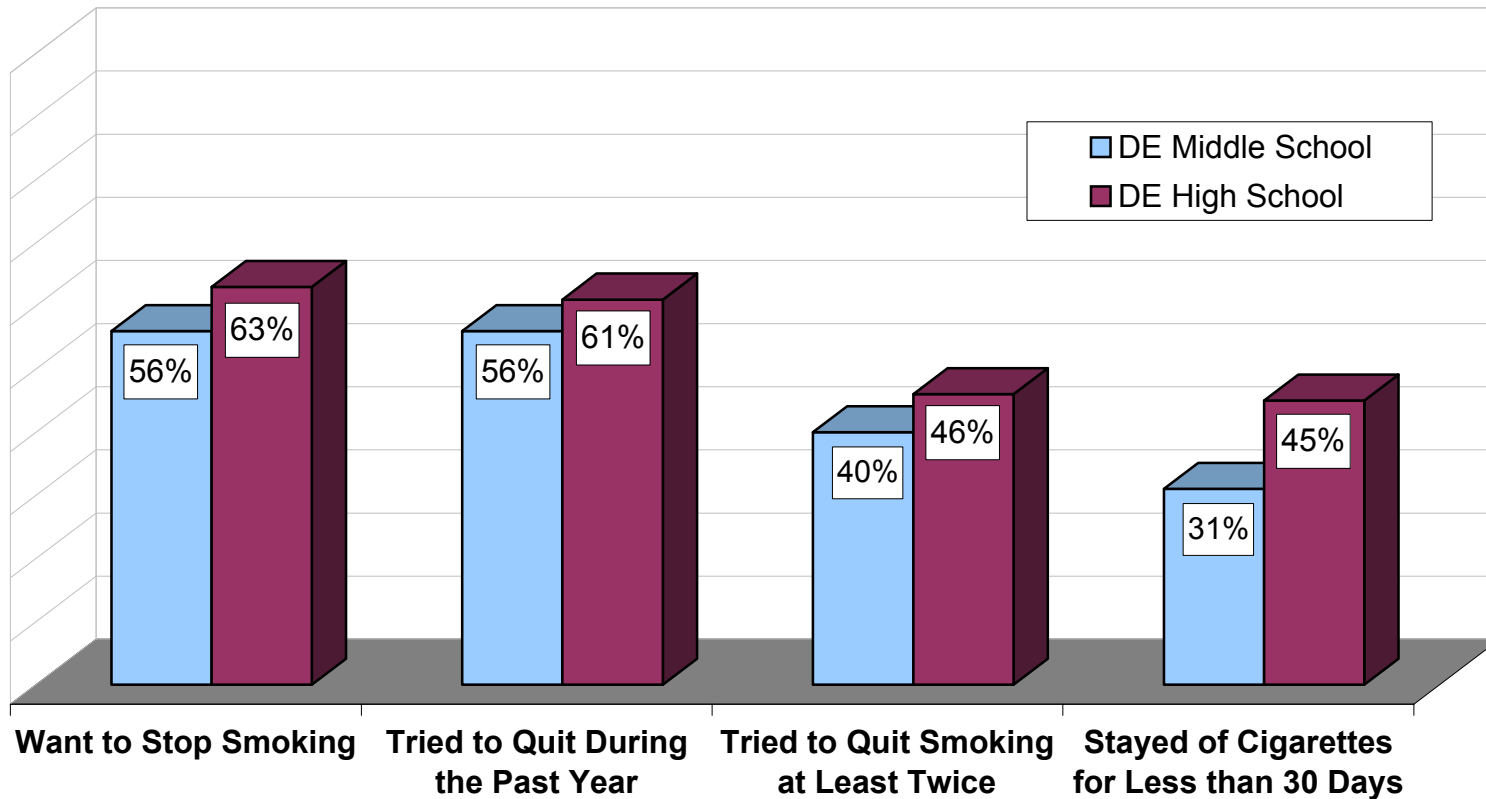
Source: Delaware Youth Tobacco Survey 2002, Delaware Division of Public Health

## PERCENT OF 2002 DELAWARE STUDENTS WHO TRIED TO QUIT SMOKING DURING THE PAST YEAR



Source: Delaware Youth Tobacco Survey 2002, Delaware Division of Public Health

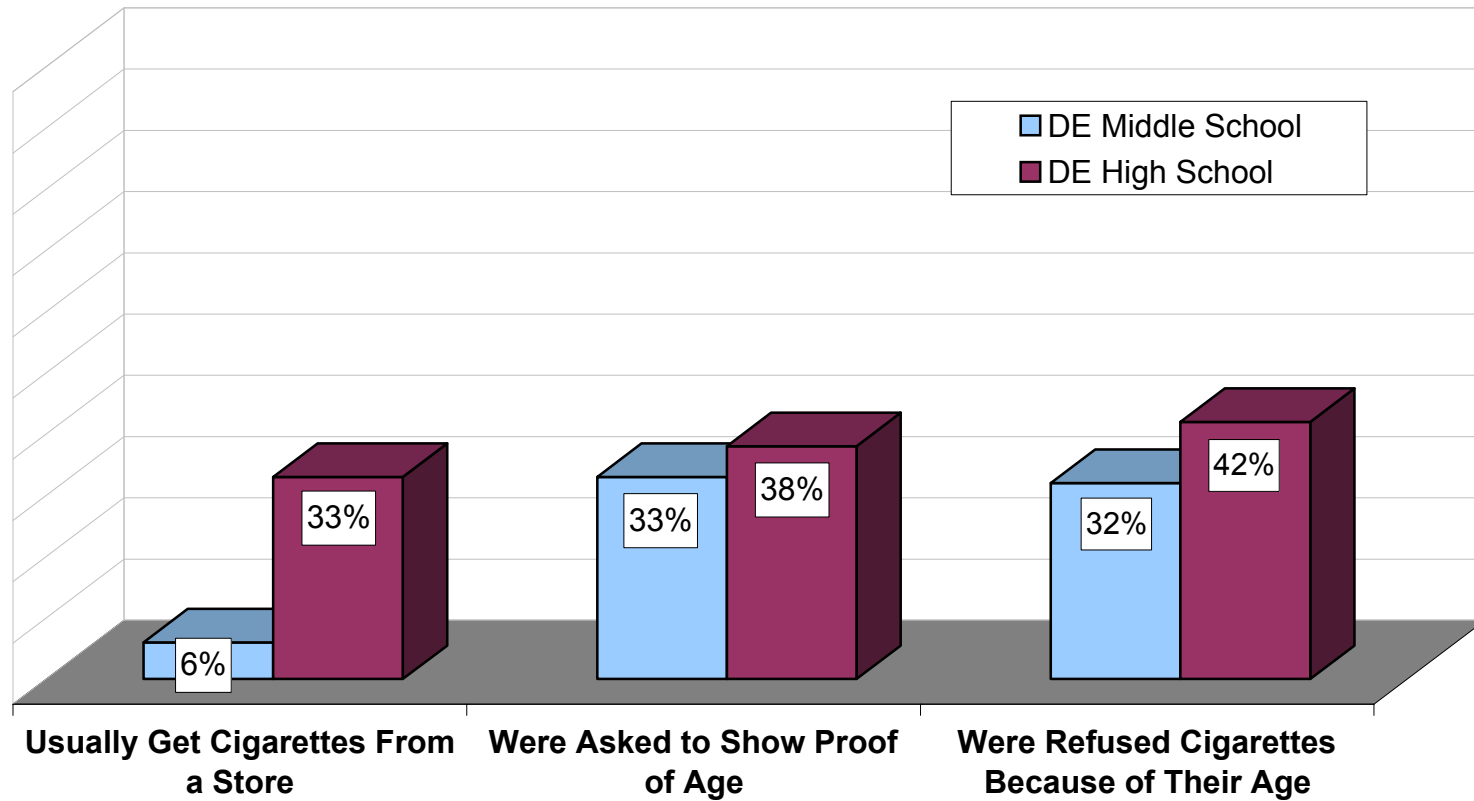
**PERCENTAGE OF 2002 DELAWARE MIDDLE SCHOOL AND HIGH SCHOOL STUDENTS WHO ARE CURRENT SMOKERS AND WANT TO STOP SMOKING CIGARETTES AND WHOM HAVE TRIED TO QUIT**



Source: Delaware Youth Tobacco Survey, 2002, Delaware Division of Public Health

**STUDENTS' PERCEPTIONS OF ACCESS  
TO AND ADVERTISING OF TOBACCO:  
Selected Findings from the 2002 Youth  
Tobacco Survey in Delaware**

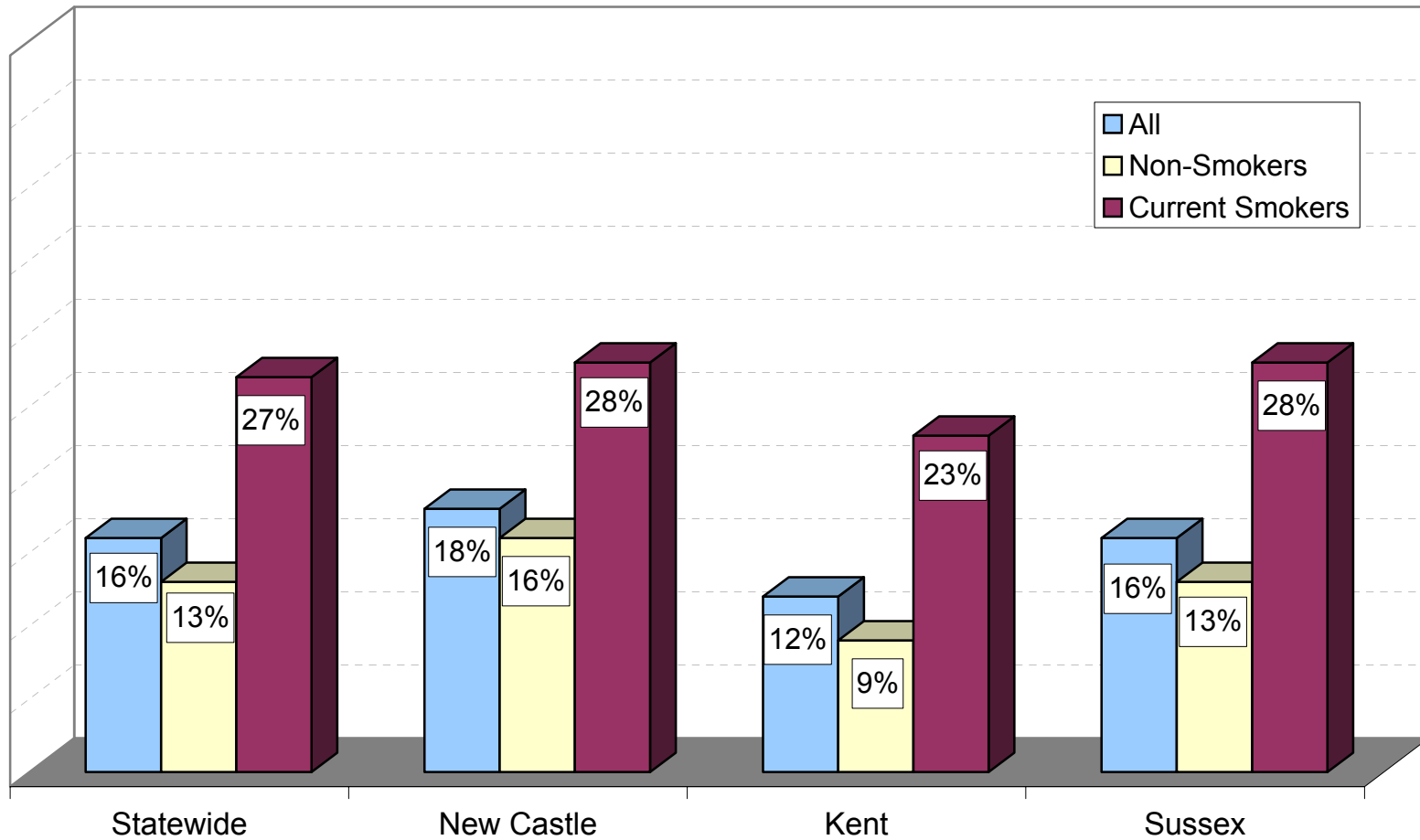
**PERCENTAGE OF 2002 DELAWARE MIDDLE SCHOOL AND HIGH SCHOOL STUDENTS UNDER AGE 18 WHO ARE CURRENT SMOKERS AND USUALLY GET CIGARETTES FROM A STORE**



Source: Delaware Youth Tobacco Survey, 2002, Delaware Division of Public Health

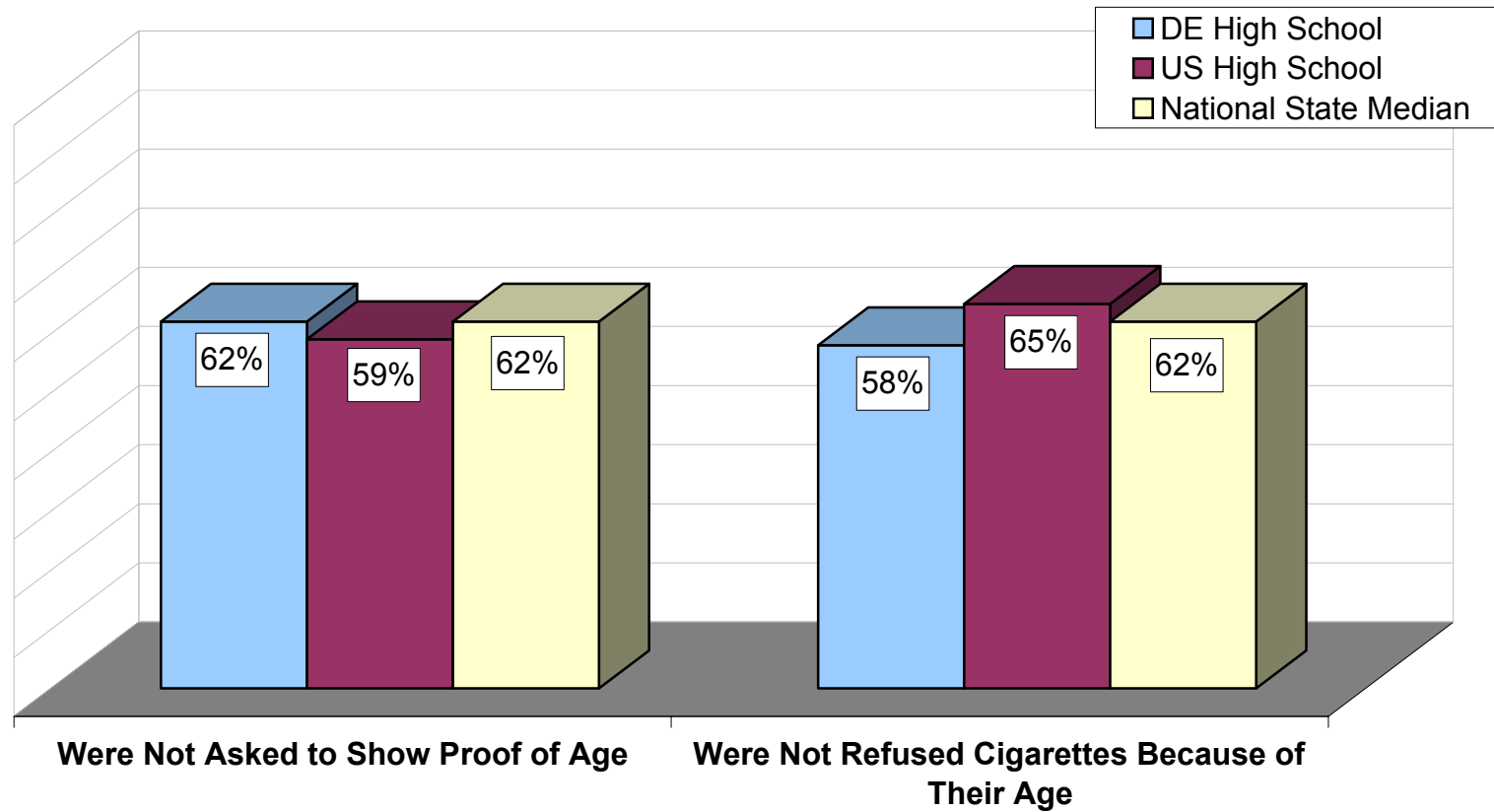


## PERCENT OF 2002 DELAWARE HIGH SCHOOL STUDENTS WHO THINK YOUNG PEOPLE WHO SMOKE HAVE MORE FRIENDS



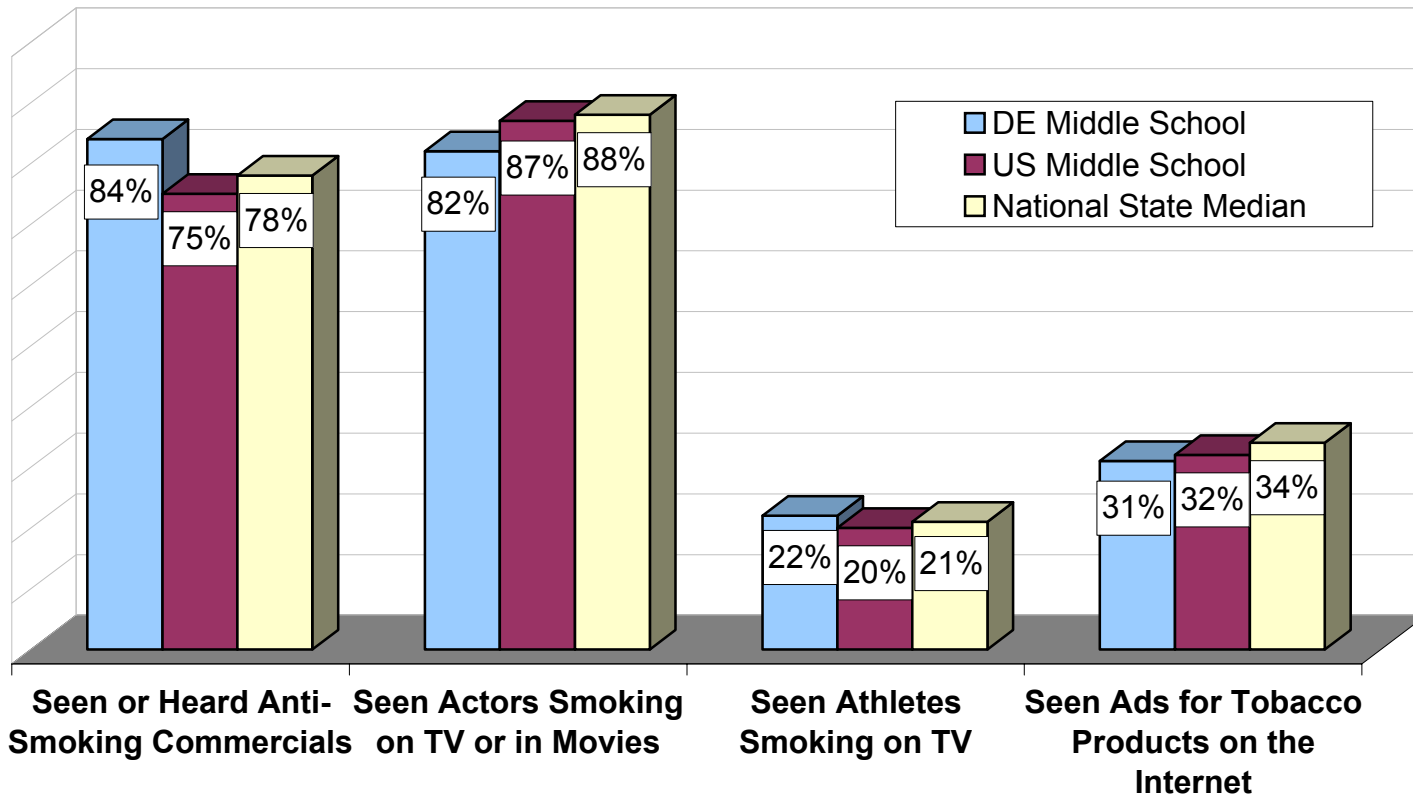
Source: Delaware Youth Tobacco Survey 2002, Delaware Division of Public Health

**PERCENTAGE OF DELAWARE AND UNITED STATES HIGH SCHOOL STUDENTS UNDER AGE 18 WHO PURCHASED CIGARETTES IN A STORE AND WERE NOT ASKED TO SHOW PROOF OF AGE OR WHO WERE NOT REFUSED PURCHASE BECAUSE OF THEIR AGE**



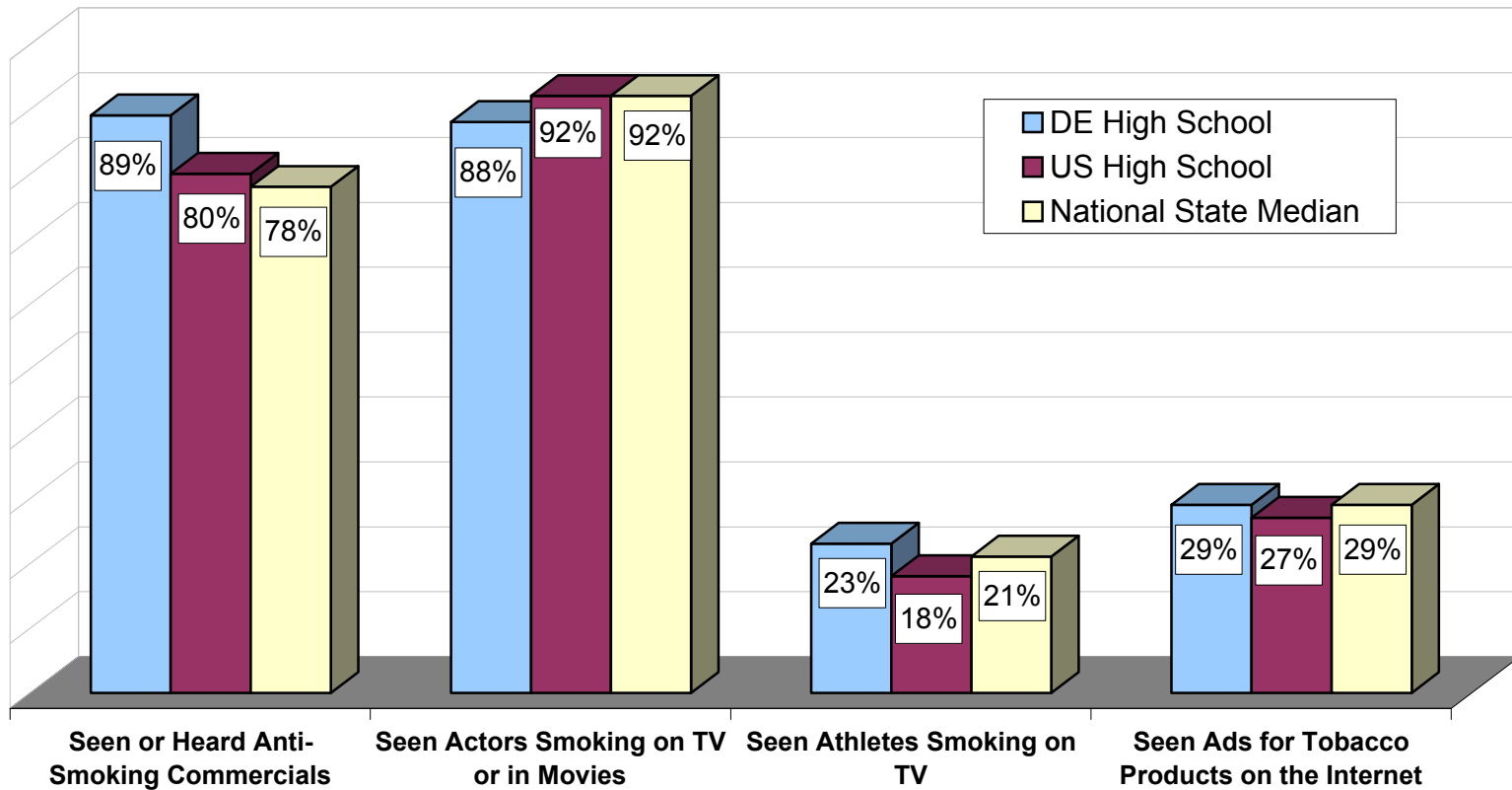
Source: Delaware Youth Tobacco Survey 2002, Delaware Division of Public Health;  
National Youth Tobacco Survey 1999, U.S. Department of Health & Human Services

**PERCENTAGE OF DELAWARE AND UNITED STATES MIDDLE SCHOOL STUDENTS WHO WERE INFLUENCED BY MEDIA AND ADVERTISING REGARDING TOBACCO**



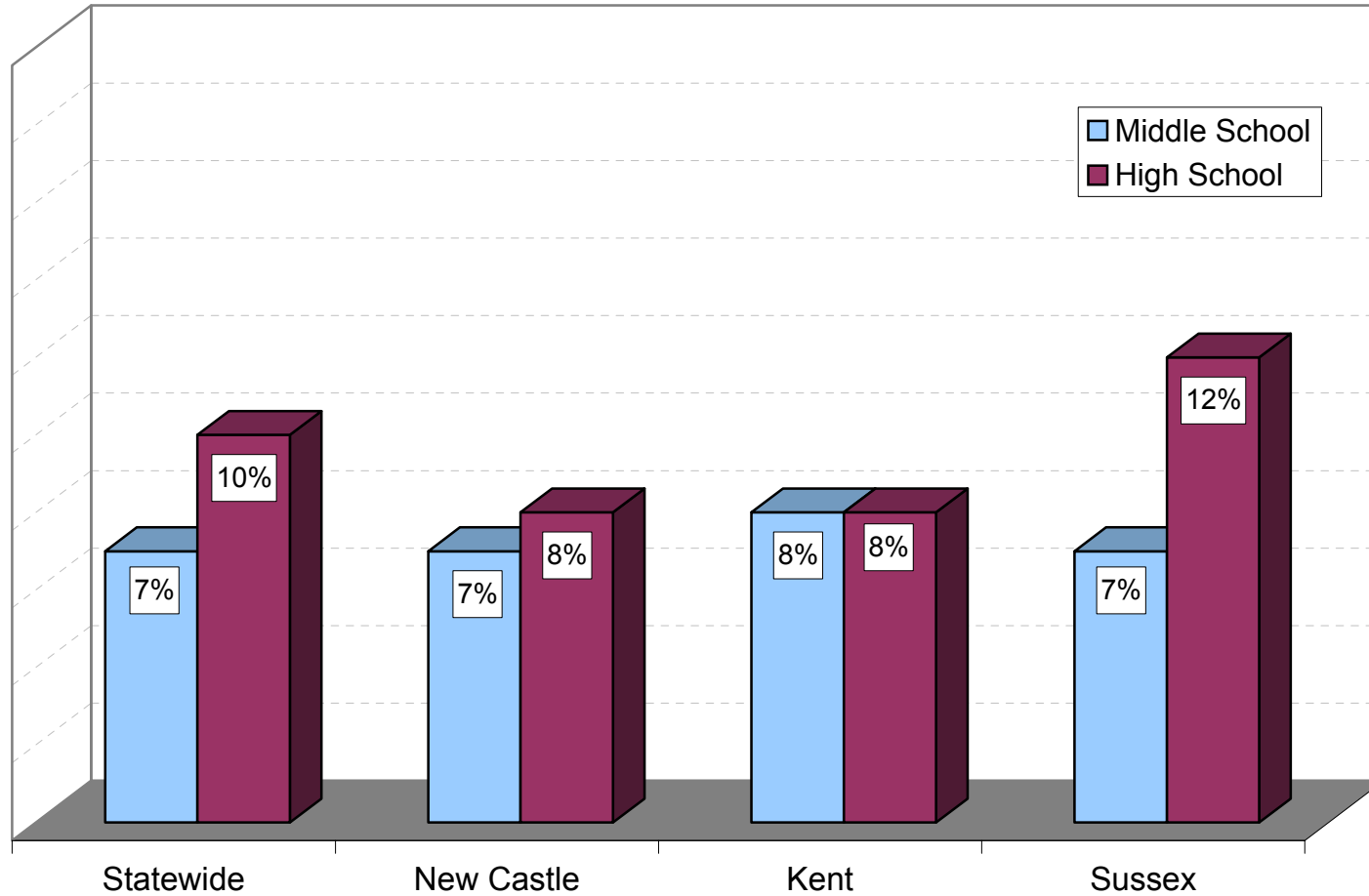
Source: Delaware Youth Tobacco Survey 2002, Delaware Division of Public Health;  
National Youth Tobacco Survey 1999, U.S. Department of Health & Human Services

## PERCENTAGE OF DELAWARE AND UNITED STATES HIGH SCHOOL STUDENTS WHO WERE INFLUENCED BY MEDIA AND ADVERTISING REGARDING TOBACCO



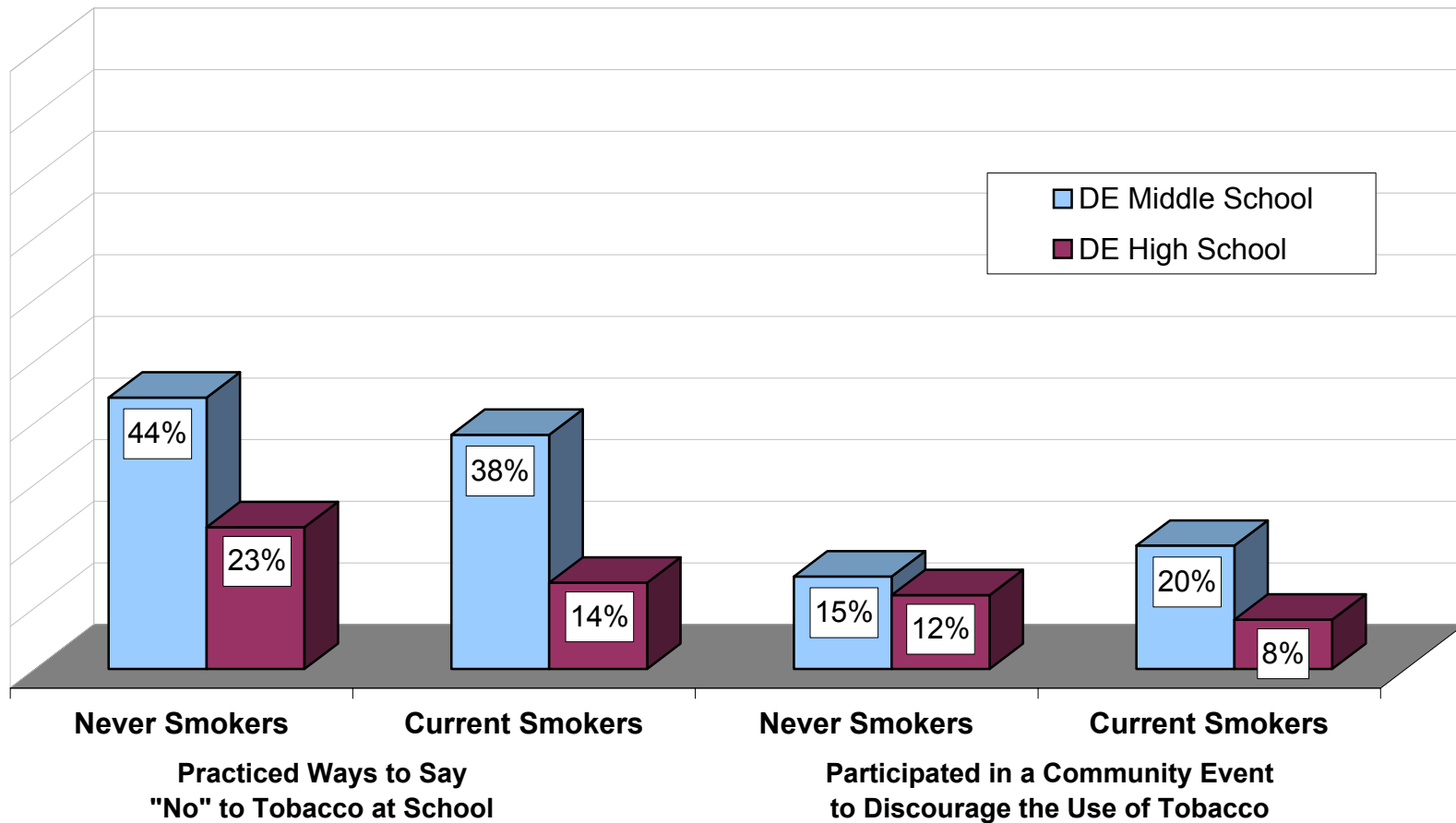
Source: Delaware Youth Tobacco Survey 2002, Delaware Division of Public Health;  
National Youth Tobacco Survey 1999, U.S. Department of Health and Human Services

**PERCENT OF 2002 DELAWARE MIDDLE SCHOOL AND HIGH SCHOOL STUDENTS WHO SAY THEY ARE RECEPTIVE TO TOBACCO ADVERTISING**



Source: Delaware Youth Tobacco Survey 2002, Delaware Division of Public Health

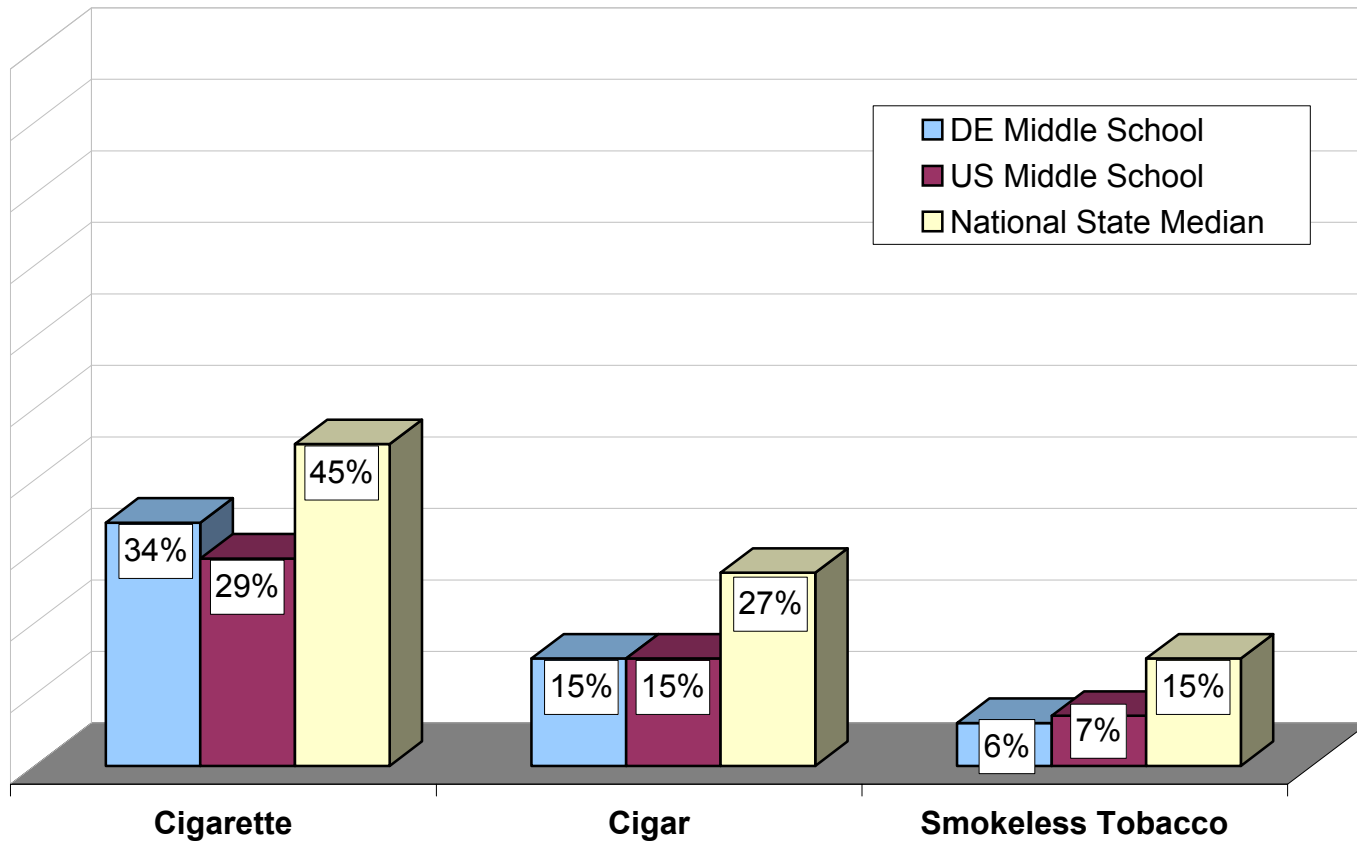
**PERCENTAGE OF 2002 DELAWARE MIDDLE SCHOOL AND HIGH SCHOOL STUDENTS WHO HAVE PARTICIPATED IN ANTI-TOBACCO EVENTS, BY TOBACCO USE STATUS**



Source: Delaware Youth Tobacco Survey, 2002, Delaware Division of Public Health

**COMPARISON WITH NATIONAL AND  
OTHER STATES' YTS ESTIMATES: Some  
Preliminary Findings**

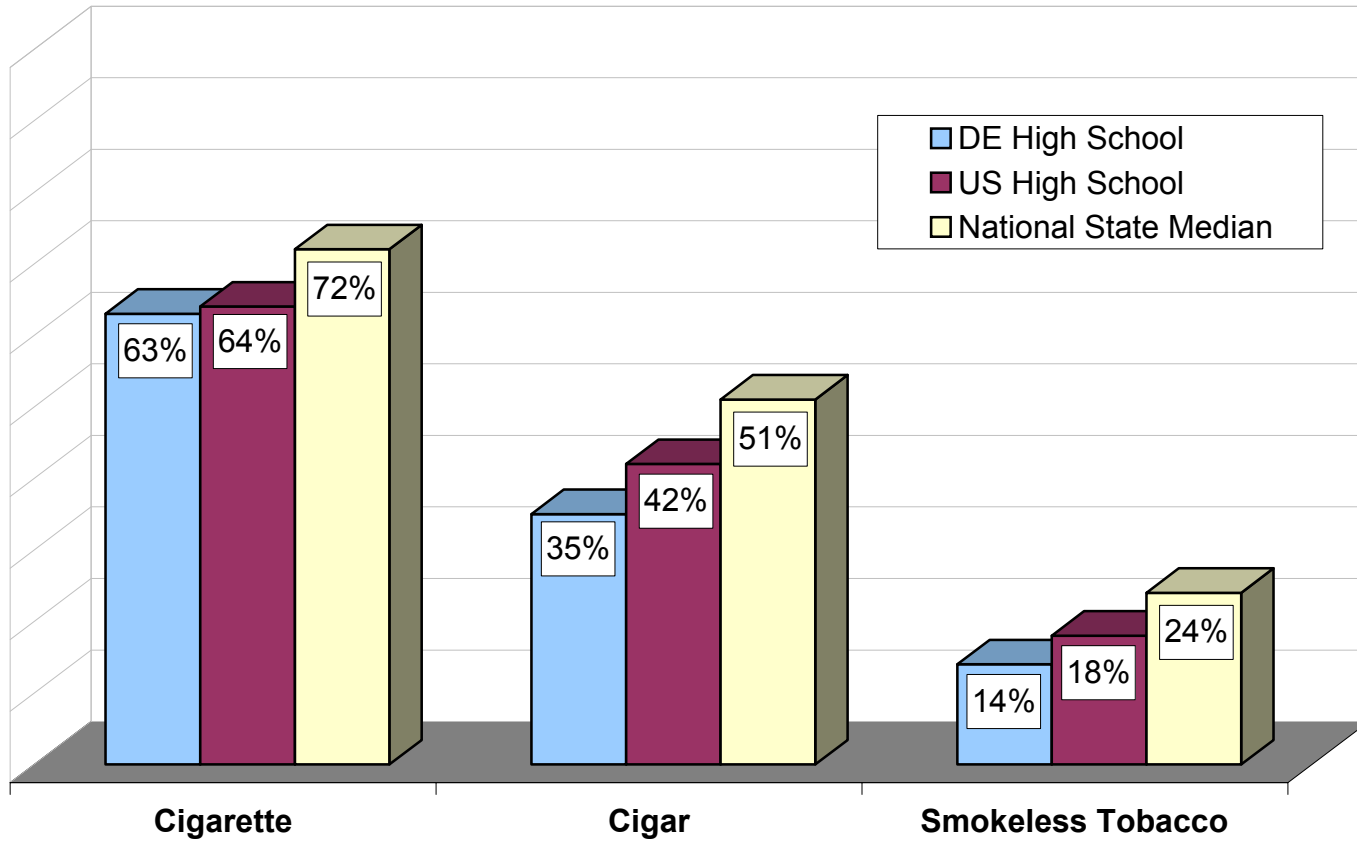
**PERCENTAGE OF DELAWARE AND UNITED STATES  
MIDDLE SCHOOL STUDENTS WHO EVER USED TOBACCO,  
BY TYPE OF TOBACCO PRODUCT**



Source: Delaware Youth Tobacco Survey, 2002, Delaware Division of Public Health;  
National Youth Tobacco Survey, 1999, U.S. Department of Health & Human Services

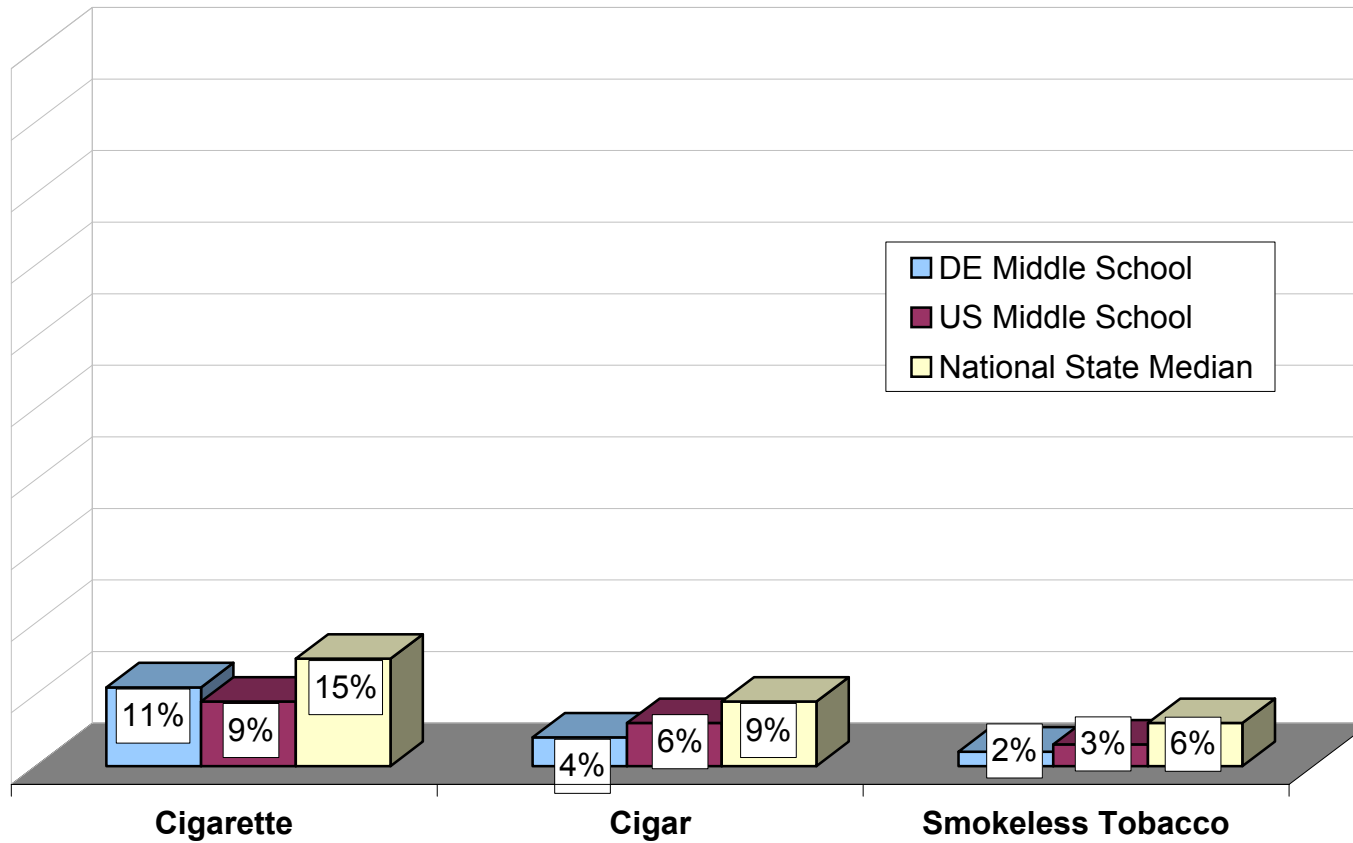


**PERCENTAGE OF DELAWARE AND UNITED STATES  
HIGH SCHOOL STUDENTS WHO EVER USED TOBACCO,  
BY TYPE OF TOBACCO PRODUCT**



Source: Delaware Youth Tobacco Survey, 2002, Delaware Division of Public Health;  
National Youth Tobacco Survey, 1999, U.S. Department of Health & Human Services

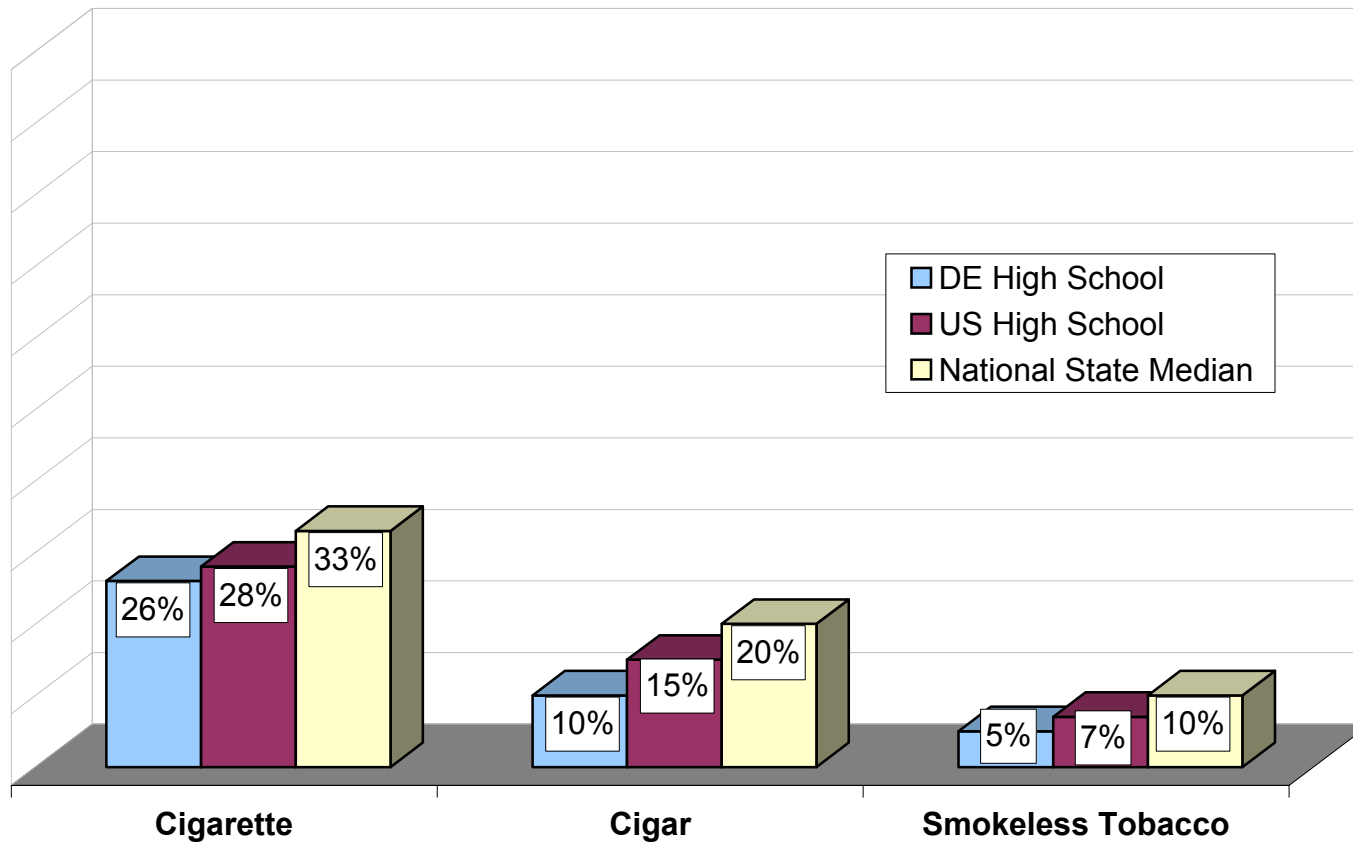
**PERCENTAGE OF DELAWARE AND UNITED STATES MIDDLE SCHOOL STUDENTS WHO WERE CURRENT USERS<sup>a</sup> OF TOBACCO PRODUCTS, BY TYPE OF TOBACCO PRODUCT**



Note: <sup>a</sup>Current use is defined as use on at least 1 day of the 30 days preceding the survey

Source: Delaware Youth Tobacco Survey, 2002, Delaware Division of Public Health;  
National Youth Tobacco Survey, 1999, U.S. Department of Health & Human Services

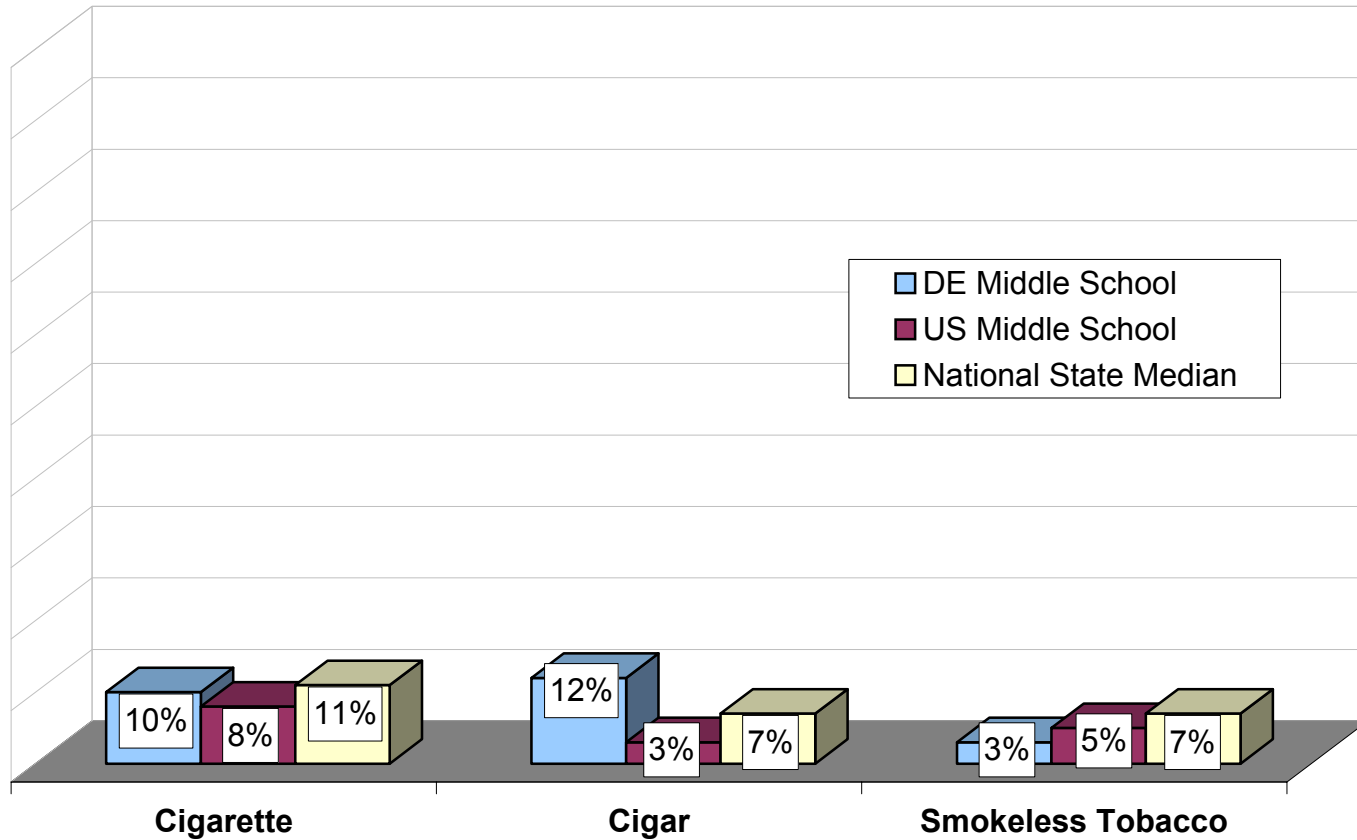
**PERCENTAGE OF DELAWARE AND UNITED STATES HIGH SCHOOL STUDENTS WHO WERE CURRENT USERS<sup>a</sup> OF TOBACCO PRODUCTS, BY TYPE OF TOBACCO PRODUCT**



Note: <sup>a</sup>Current use is defined as use on at least 1 day of the 30 days preceding the survey

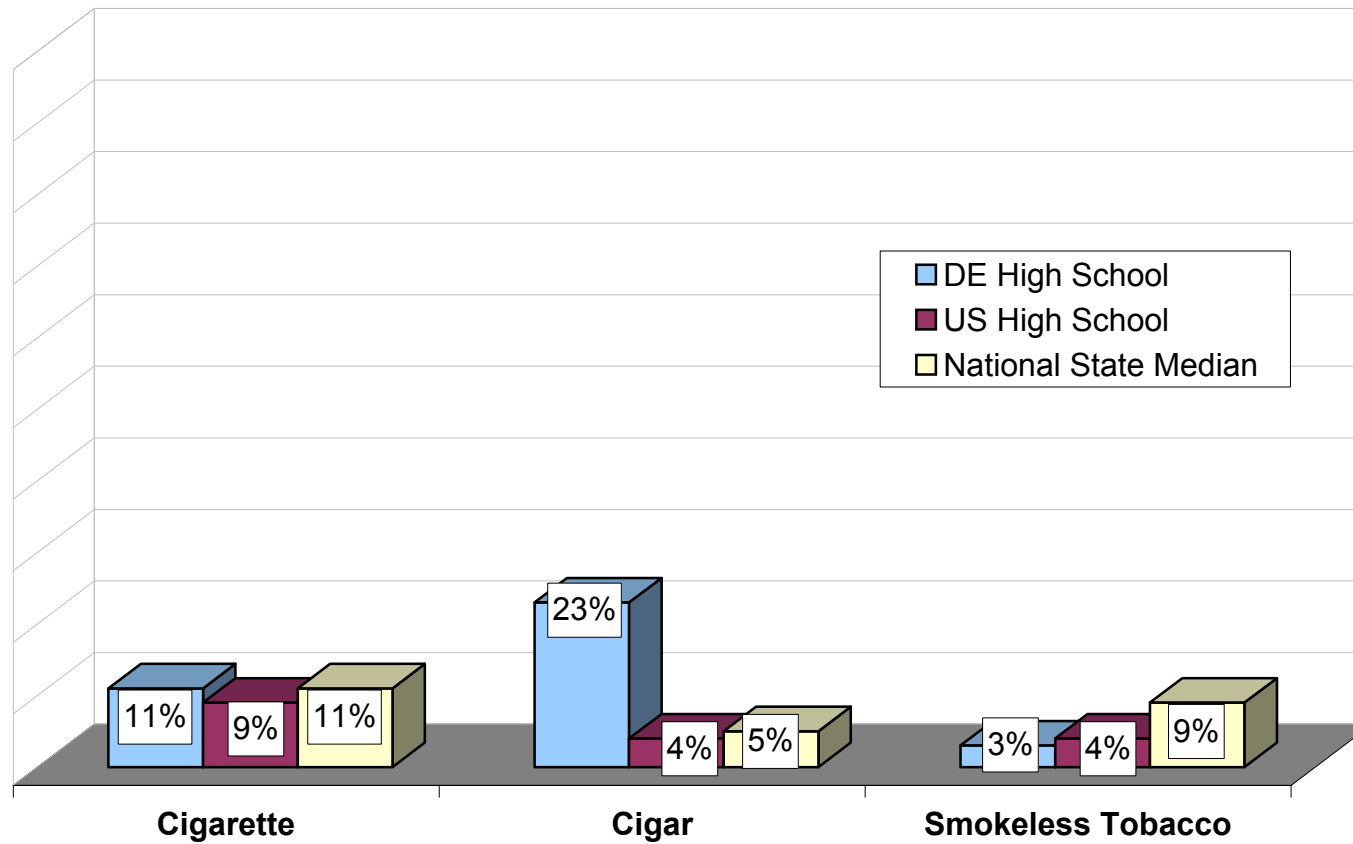
Source: Delaware Youth Tobacco Survey, 2002, Delaware Division of Health;  
National Youth Tobacco Survey, 1999, U.S. Department of Health & Human Services

**PERCENTAGE OF DELAWARE AND UNITED STATES MIDDLE SCHOOL STUDENTS WHO FIRST USED TOBACCO BEFORE 11 YEARS OF AGE, BY TYPE OF TOBACCO PRODUCT**



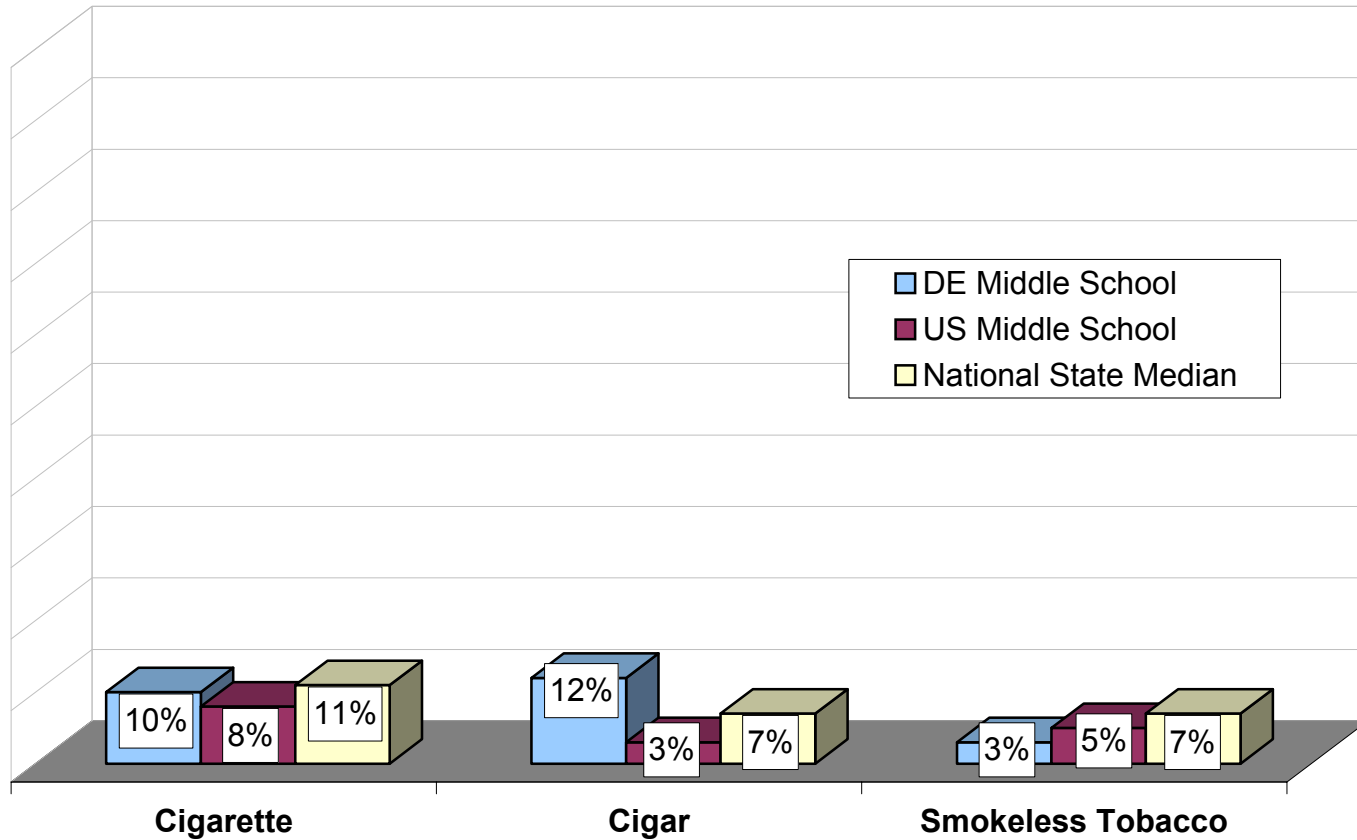
Source: Delaware Youth Tobacco Survey, 2002, Delaware Division of Public Health;  
National Youth Tobacco Survey, 1999, U.S. Department of Health & Human Services

**PERCENTAGE OF DELAWARE AND UNITED STATES HIGH SCHOOL STUDENTS WHO FIRST USED TOBACCO BEFORE 11 YEARS OF AGE, BY TYPE OF TOBACCO PRODUCT**



Source: Delaware Youth Tobacco Survey, 2002, Delaware Division of Public Health;  
National Youth Tobacco Survey, 1999, U.S. Department of Health & Human Services

**PERCENTAGE OF DELAWARE AND UNITED STATES MIDDLE SCHOOL STUDENTS WHO FIRST USED TOBACCO BEFORE 11 YEARS OF AGE, BY TYPE OF TOBACCO PRODUCT**



Source: Delaware Youth Tobacco Survey, 2002, Delaware Division of Public Health;  
National Youth Tobacco Survey, 1999, U.S. Department of Health & Human Services