

TABLE 29
INCOME, EXPENSE, AND BALANCES
BY CHARTER SCHOOL
2004-2005

District	Balance July 1, 2004	Net Income Revenue And Nonrevenue	Total Balance And Income	Net Total Expenditures	Balance June 30, 2005
CHARTER SCHOOL					
Charter School of Wilmington	3,689,369	6,835,446	10,524,815	6,820,952	3,703,863
Positive Outcms	93,555	1,446,201	1,539,756	1,307,323	232,432
East Side	239,694	1,528,208	1,767,901	1,409,480	358,421
Campus Comm	14,428	4,678,116	4,692,543	4,537,092	155,452
Thomas Edison	415,410	6,137,194	6,552,604	6,240,518	312,086
Sussex Academy	277,508	2,581,129	2,858,637	2,283,289	575,348
Delaware Military Academy	691,921	4,619,859	5,311,780	5,085,506	226,274
Kuumba	163,216	2,186,298	2,349,514	2,251,370	98,144
Marion T. Academy	236,925	5,326,395	5,563,320	5,073,389	489,931
Providence Creek	13,978	4,402,473	4,416,451	4,197,318	219,132
MOT	355,018	4,771,434	5,126,451	4,339,749	786,703
Newark Charter	1,777,752	5,535,721	7,313,473	5,254,316	2,059,156
Academy of Dover	12,035	3,287,584	3,299,618	3,261,621	37,997
Sussex College Academy	0	0	0	19,638	19,638
CHARTER SCHOOL TOTAL	7,980,809	53,336,058	61,316,863	52,081,561	9,274,577

Source: School Districts' Annual Financial Statement To DOE Finance Section

Figure 50
Sources of Educational Revenue in Delaware for Charter Schools
2004-2005

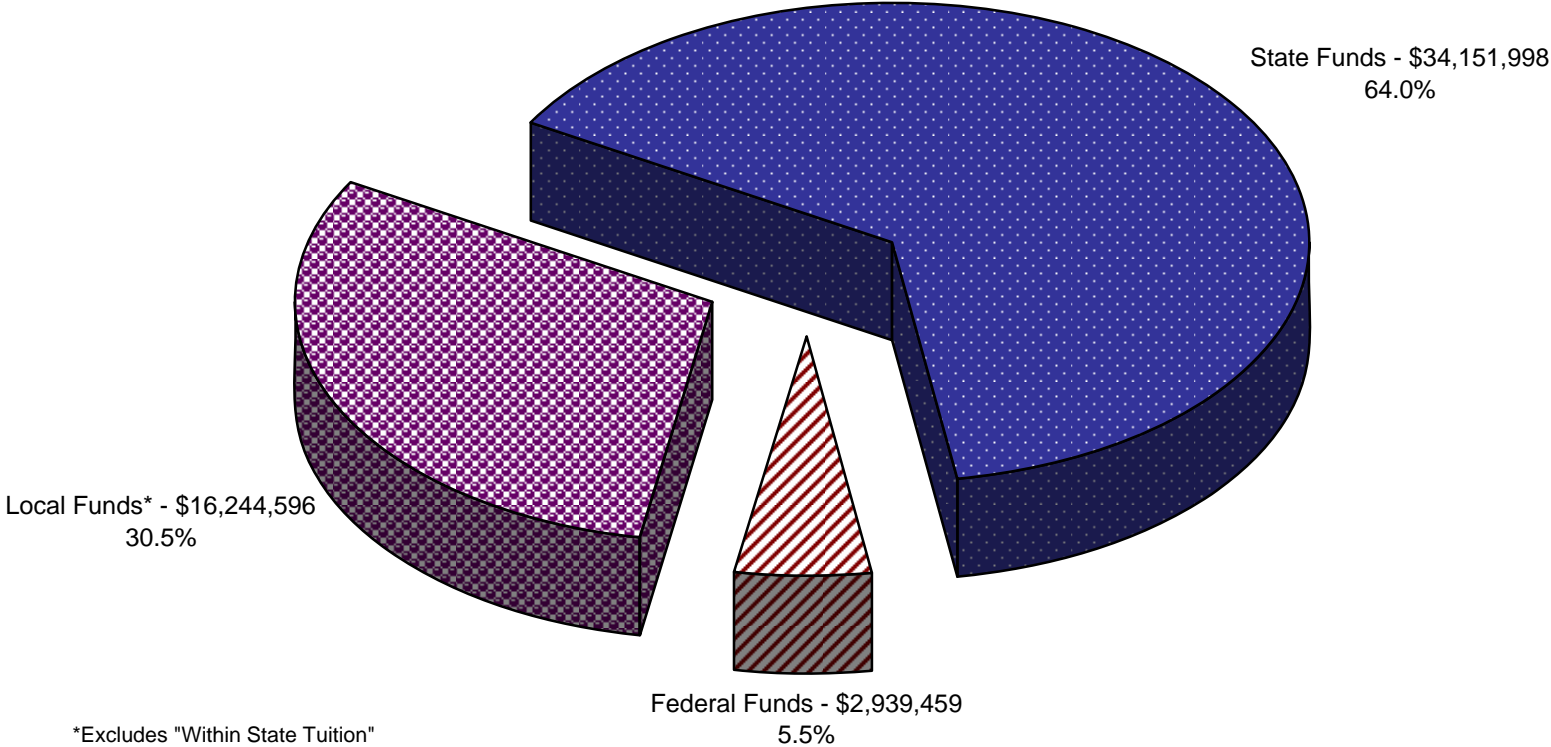


TABLE 30
INCOME SOURCES BY CHARTER SCHOOL
2004-2005

District	Revenue Receipts				Nonrevenue Receipts			Net Total Income
	State	Federal	Net Local	Total	State	Local	Total	
CHARTER SCHOOL								
Charter School of Wilmington	4,547,253	25,366	2,262,827	6,835,446	0	0	0	6,835,446
Positive Outcms	1,141,046	70,967	234,188	1,446,201	0	0	0	1,446,201
East Side	654,625	214,101	659,481	1,528,208	0	0	0	1,528,208
Campus Comm	3,691,782	235,896	750,438	4,678,116	0	0	0	4,678,116
Thomas Edison	3,569,506	610,457	1,957,231	6,137,194	0	0	0	6,137,194
Sussex Academy	1,895,585	136,415	549,128	2,581,129	0	0	0	2,581,129
Delaware Military Academy	2,211,946	132,247	2,275,666	4,619,859	0	0	0	4,619,859
Kuumba	1,106,795	189,702	889,801	2,186,298	0	0	0	2,186,298
Marion T. Academy	2,855,268	440,964	2,030,162	5,326,395	0	0	0	5,326,395
Providence Creek	3,443,173	178,931	780,369	4,402,473	0	0	0	4,402,473
MOT	3,521,247	167,909	1,082,277	4,771,434	0	0	0	4,771,434
Newark Charter	3,401,444	209,921	1,924,356	5,535,721	0	0	0	5,535,721
Academy of Dover	2,112,328	326,583	848,672	3,287,584	0	0	0	3,287,584
Sussex College Academy	0	0	0	0	0	0	0	0
CHARTER SCHOOL TOTAL	34,151,998	2,939,459	16,244,596	53,336,058	0	0	0	53,336,058

Source: School Districts' Annual Financial Statement To DOE Finance Section

TABLE 31
REVENUE RECEIPTS
STATE APPROPRIATIONS FOR CHARTER SCHOOLS
2004-2005

District	Division I	Division I	Division II	Division II	Division III	Trans- Portation	Debt Service	
	Salaries	Other Cost	Energy	Other Cost	Equalization		Principal	Interest
CHARTER SCHOOL								
Charter School of Wilmington	0	0	0	4,941	0	0	0	0
Positive Outcms	0	0	0	0	0	0	0	0
East Side	0	0	0	0	0	0	0	0
Campus Comm	0	0	0	0	0	0	0	0
Thomas Edison	0	0	0	0	0	0	0	0
Sussex Academy	0	0	0	2,471	0	0	0	0
Delaware Military Academy	0	0	0	0	0	0	0	0
Kuumba	0	0	0	0	0	0	0	0
Marion T. Academy	0	0	0	0	0	0	0	0
Providence Creek	0	0	0	0	0	0	0	0
MOT	0	0	0	0	0	0	0	0
Newark Charter	0	0	0	0	0	0	0	0
Academy of Dover	0	0	0	0	0	0	0	0
Sussex College Academy	0	0	0	0	0	0	0	0
CHARTER SCHOOL TOTAL	0	0	0	7,412	0	0	0	0

Note: Row totals may vary due to rounding.

Source: School Districts' Annual Financial Statement To DOE Finance Section

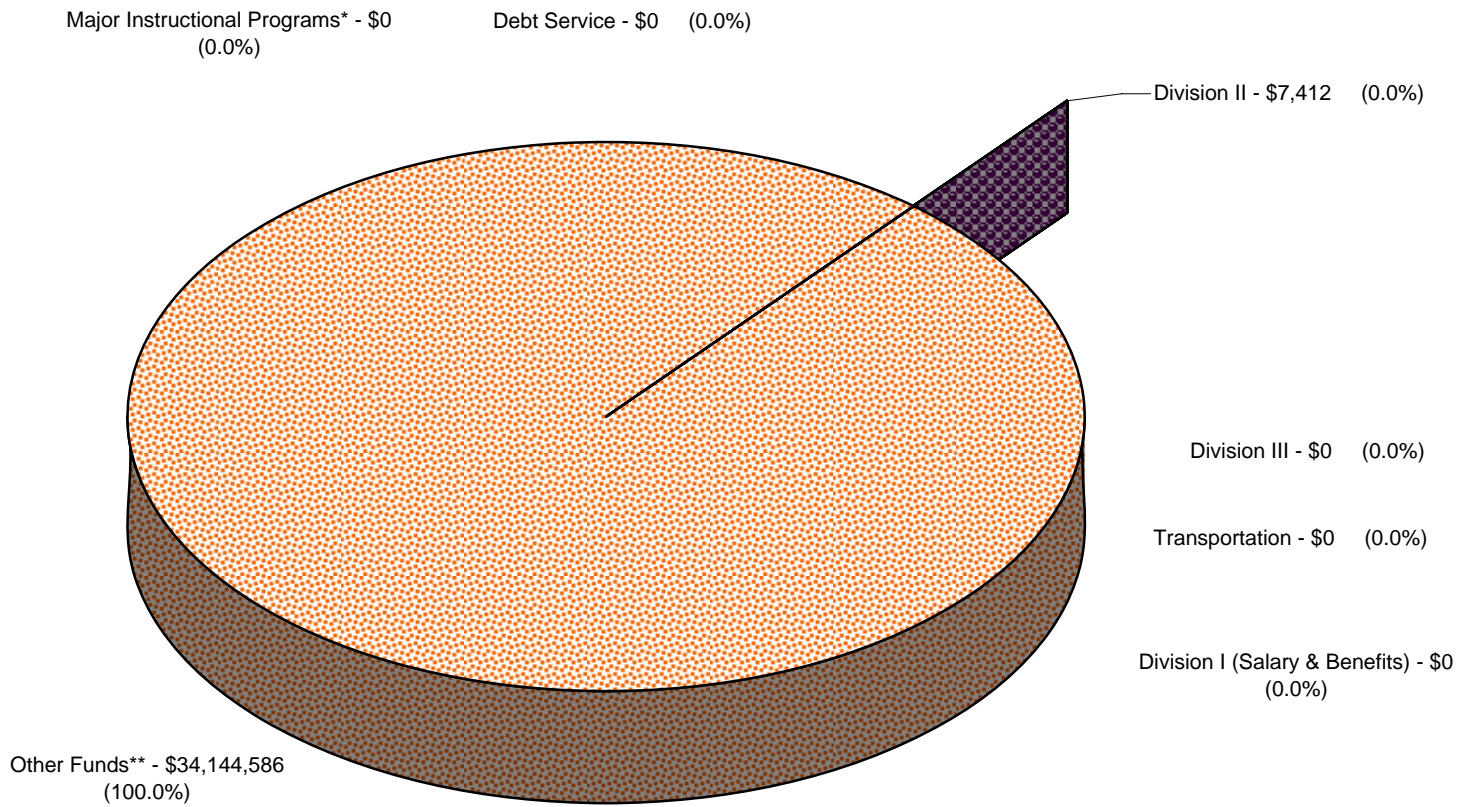
TABLE 31 (CONTINUED)
REVENUE RECEIPTS FOR CHARTER SCHOOLS
STATE APPROPRIATIONS
2004-2005

District	Academic Allocation	Related Services *	Other State	Total State
CHARTER SCHOOL				
Charter School of Wilmington	0	0	4,542,312	4,547,253
Positive Outcms	0	0	1,141,046	1,141,046
East Side	0	0	654,625	654,625
Campus Comm	0	0	3,691,782	3,691,782
Thomas Edison	0	0	3,569,506	3,569,506
Sussex Academy	0	0	1,893,114	1,895,585
Delaware Military Academy	0	0	2,211,946	2,211,946
Kuumba	0	0	1,106,795	1,106,795
Marion T. Academy	0	0	2,855,268	2,855,268
Providence Creek	0	0	3,443,173	3,443,173
MOT	0	0	3,521,247	3,521,247
Newark Charter	0	0	3,401,444	3,401,444
Academy of Dover	0	0	2,112,328	2,112,328
Sussex College Academy	0	0	0	0
CHARTER SCHOOL TOTAL	0	0	34,144,586	34,151,998

Note: Row totals may vary due to rounding. * Related Services Reflects Contractual Option Only

Source: School Districts' Annual Financial Statement To DOE Finance Section

**Figure 51
Revenue Receipts
State Appropriations for Charter Schools
2004-2005**



*Major Instructional Programs include: Academic Units, Academic Allocation, Related Services for Disabled.

**Other Funds Include: Substitute Teachers, Homebound, Driver Education Cars, Computer Grants, Staff development, Pregnant Students Summer Vocational, Private Placement of handicapped, general Fund support of construction, minor capital improvements and school building maintenance, school discipline programs, etc.

TABLE 32
REVENUE RECEIPTS FOR CHARTER SCHOOLS
FEDERAL SOURCES
2004-2005

District	IASA Title I	IASA Title VI	IDEA-B Basic	IDEA-B Pre-School	IASA Migrant	Public Law 874	IASA Title II
CHARTER SCHOOL							
Charter School of Wilmington	0	8,726	1,520	0	0	0	13,670
Positive Outcms	26,062	434	20,389	0	0	0	6,645
East Side	102,095	1,621	4,819	482	0	0	5,602
Campus Comm	81,048	4,746	108,371	0	0	0	20,707
Thomas Edison	350,682	10,472	58,023	0	0	0	138,739
Sussex Academy	6,821	6	19,294	0	0	0	58
Delaware Military Academy	37,028	430	18,008	0	0	0	21,666
Kuumba	57,507	2,885	53,554	1,285	0	0	24,553
Marion T. Academy	256,419	0	57,487	0	0	0	102,496
Providence Creek	34,520	1,889	97,438	1,229	0	0	26,150
MOT	11,771	7,505	87,417	845	0	0	22,676
Newark Charter	0	4,874	99,242	0	0	0	21,298
Academy of Dover	215,909	359	67,876	0	0	0	5,678
Sussex College Academy	0	0	0	0	0	0	0
CHARTER SCHOOL TOTAL	1,179,862	43,947	693,438	3,841	0	0	409,938

Note: Row totals may vary due to rounding.

Source: School Districts' Annual Financial Statement To DOE Finance Section

TABLE 32 (CONTINUED)
REVENUE RECEIPTS FOR CHARTER SCHOOLS
FEDERAL SOURCES
2004-2005

District	Vocational Education	Adult Basic Education	Drug Free Schools	Other	Total Federal
CHARTER SCHOOL					
Charter School of Wilmington	0	0	1,450	0	25,366
Positive Outcms	15,828	0	669	940	70,967
East Side	0	0	4,257	95,225	214,101
Campus Comm	13,216	0	0	7,808	235,896
Thomas Edison	0	0	10,057	42,485	610,457
Sussex Academy	0	0	0	110,236	136,415
Delaware Military Academy	6,654	0	2,554	45,907	132,247
Kuumba	0	0	4,613	45,306	189,702
Marion T. Academy	0	0	6,582	17,980	440,964
Providence Creek	0	0	2,877	14,828	178,931
MOT	0	0	4,997	32,698	167,909
Newark Charter	0	0	704	83,802	209,921
Academy of Dover	0	0	521	36,239	326,583
Sussex College Academy	0	0	0	0	0
CHARTER SCHOOL TOTAL	35,698	0	39,281	533,454	2,939,459

Note: Row totals may vary due to rounding.

Source: School Districts' Annual Financial Statement To DOE Finance Section

TABLE 33
REVENUE RECEIPTS FOR CHARTER SCHOOLS
LOCAL SOURCES
2004-2005

District	<i>Current Expenses</i>							Total
	Taxes For Current Operations	Tuition Incoming	Interest Received	Rent Income	Athletic Funds	Other		
CHARTER SCHOOL								
Charter School of Wilmington	0	0	89,364	0	4,989	2,168,475	2,262,827	
Positive Outcms	0	0	2,072	0	0	234,001	236,072	
East Side	0	0	7,187	0	0	654,949	662,136	
Campus Comm	0	0	2,649	0	0	747,789	750,438	
Thomas Edison	0	0	14,980	0	0	1,942,251	1,957,231	
Sussex Academy	0	0	10,397	0	0	538,731	549,128	
Delaware Military Academy	0	0	10,202	0	0	2,268,711	2,278,913	
Kuumba	0	0	5,208	0	0	884,593	889,801	
Marion T. Academy	0	0	13,451	0	0	2,020,279	2,033,730	
Providence Creek	0	0	7,026	0	0	774,738	781,764	
MOT	0	0	17,894	0	0	1,064,383	1,082,277	
Newark Charter	0	0	47,480	0	0	1,876,876	1,924,356	
Academy of Dover	0	0	1,340	0	0	847,333	848,672	
Sussex College Academy	0	0	0	0	0	0	0	
CHARTER SCHOOL TOTAL	0	0	229,250	0	4,989	16,023,109	16,257,345	

Note: Row totals may vary due to rounding.

Source: School Districts' Annual Financial Statement To DOE Finance Section

TABLE 33 (CONTINUED)
REVENUE RECEIPTS FOR CHARTER SCHOOLS
LOCAL SOURCES
2004-2005

District	<i>Other Than Current Expenses</i>					Total Other	Net Revenue Receipts
	Taxes For Tuition Outgoing	Taxes For Debt Service	Interest Construction Fund	Taxes For Minor Caps.			
CHARTER SCHOOL							
Charter School of Wilmington	0	0	0	0	0	0	2,262,827
Positive Outcms	0	0	0	0	0	0	234,188
East Side	0	0	0	0	0	0	659,481
Campus Comm	0	0	0	0	0	0	750,438
Thomas Edison	0	0	0	0	0	0	1,957,231
Sussex Academy	0	0	0	0	0	0	549,128
Delaware Military Academy	0	0	0	0	0	0	2,275,666
Kuumba	0	0	0	0	0	0	889,801
Marion T. Academy	0	0	0	0	0	0	2,030,162
Providence Creek	0	0	0	0	0	0	780,369
MOT	0	0	0	0	0	0	1,082,277
Newark Charter	0	0	0	0	0	0	1,924,356
Academy of Dover	0	0	0	0	0	0	848,672
Sussex College Academy	0	0	0	0	0	0	0
CHARTER SCHOOL TOTAL	0	0	0	0	0	0	16,244,596

Source: School Districts' Annual Financial Statement To DOE Finance Section

TABLE 34
 CHARTER SCHOOL REVENUE RECEIPTS PER PUPIL BASED ON SEPTEMBER 30, 2004 ENROLLMENT
 2004-2005

District	Enrollment	State Revenue Total	Federal Revenue Total	LOCAL REVENUE						Local**** Revenue Total	State, Federal Local Revenue Total*****
				For Current Expenses			For Other Than Current Expenses				
				Taxes	In-Tuition	Other** Sources	Tuition Outgoing	Debt Service	Other***		
CHARTER SCHOOL											
Charter School of Wilmington	936	4,858	27	0	0	2,418	0	0	0	2,418	7,303
Positive Outcms	120	9,509	591	0	0	1,967	0	0	0	1,952	12,052
East Side	140	4,676	1,529	0	0	4,730	0	0	0	4,711	10,916
Campus Comm	592	6,236	398	0	0	1,268	0	0	0	1,268	7,902
Thomas Edison	786	4,541	777	0	0	2,490	0	0	0	2,490	7,808
Sussex Academy	318	5,961	429	0	0	1,727	0	0	0	1,727	8,117
Delaware Military Academy	414	5,343	319	0	0	5,505	0	0	0	5,497	11,159
Kuumba	242	4,574	784	0	0	3,677	0	0	0	3,677	9,034
Marion T. Academy	632	4,518	698	0	0	3,218	0	0	0	3,212	8,428
Providence Creek	621	5,545	288	0	0	1,259	0	0	0	1,257	7,089
MOT	675	5,217	249	0	0	1,603	0	0	0	1,603	7,069
Newark Charter	648	5,249	324	0	0	2,970	0	0	0	2,970	8,543
Academy of Dover	425	4,970	768	0	0	1,997	0	0	0	1,997	7,735
Sussex College Academy	0	-	-	-	-	-	-	-	-	-	-
CHARTER SCHOOL TOTAL	6,549	\$5,215	\$449	\$0	\$0	\$2,482	\$0	\$0	\$0	\$2,480	\$8,144

*Part-time students are excluded from totals. **Includes interest, rent, athletic funds and other. ***Such as interest for construction and minor capital improvements.

****Local revenue receipts adjusted for Within State tuition. *****Row totals may vary due to rounding. Note: State Revenue includes school construction funding provided through General Funds rather than through the sale of bonds.

Source: Technology Management and Design

TABLE 35
 CHARTER SCHOOL REVENUE RECEIPTS PER PUPIL BASED ON AVERAGE DAILY ATTENDANCE (ADA)
 2004-2005

District	ADA	State Revenue Total	Federal Revenue Total	LOCAL REVENUE						Local**** Revenue Total	State, Federal Local Revenue Total*****
				For Current Expenses			For Other Than Current Expenses				
				Taxes	In-Tuition	Other** Sources	Tuition Outgoing	Debt Service	Other***		
CHARTER SCHOOL											
Charter School of Wilmington	879	5,173	29	0	0	2,574	0	0	0	2,574	7,776
Positive Outcms	124	9,202	572	0	0	1,904	0	0	0	1,889	11,663
East Side	126	5,195	1,699	0	0	5,255	0	0	0	5,234	12,129
Campus Comm	561	6,581	420	0	0	1,338	0	0	0	1,338	8,339
Thomas Edison	716	4,985	853	0	0	2,734	0	0	0	2,734	8,572
Sussex Academy	328	5,779	416	0	0	1,674	0	0	0	1,674	7,869
Delaware Military Academy	385	5,745	343	0	0	5,919	0	0	0	5,911	12,000
Kuumba	244	4,536	777	0	0	3,647	0	0	0	3,647	8,960
Marion T. Academy	596	4,791	740	0	0	3,412	0	0	0	3,406	8,937
Providence Creek	612	5,626	292	0	0	1,277	0	0	0	1,275	7,194
MOT	642	5,485	262	0	0	1,686	0	0	0	1,686	7,432
Newark Charter	624	5,451	336	0	0	3,084	0	0	0	3,084	8,871
Academy of Dover	447	4,726	731	0	0	1,899	0	0	0	1,899	7,355
Sussex College Academy	0	-	-	-	-	-	-	-	-	-	-
CHARTER SCHOOL TOTAL	6,284	\$5,435	\$468	\$0	\$0	\$2,587	\$0	\$0	\$0	\$2,585	\$8,488

*Part-time students are excluded from totals. **Includes interest, rent, athletic funds and other. ***Such as interest for construction and minor capital improvements.
 ****Local revenue receipts adjusted for Within State tuition. *****Row totals may vary due to rounding. Note: State Revenue includes school construction funding provided through General Funds rather than through the sale of bonds.

Source: Technology Management and Design

TABLE 36
NONREVENUE RECEIPTS FOR CHARTER SCHOOLS
2004-2005

District	Sale Of Bonds			Other State	Local			Total Nonrevenue Receipts
	State	Local	Total		Sale of Property	Insurance Adjustments	Other Nonrevenue	
CHARTER SCHOOL								
Charter School of Wilmington	0	0	0	0	0	0	0	0
Positive Outcms	0	0	0	0	0	0	0	0
East Side	0	0	0	0	0	0	0	0
Campus Comm	0	0	0	0	0	0	0	0
Thomas Edison	0	0	0	0	0	0	0	0
Sussex Academy	0	0	0	0	0	0	0	0
Delaware Military Academy	0	0	0	0	0	0	0	0
Kuumba	0	0	0	0	0	0	0	0
Marion T. Academy	0	0	0	0	0	0	0	0
Providence Creek	0	0	0	0	0	0	0	0
MOT	0	0	0	0	0	0	0	0
Newark Charter	0	0	0	0	0	0	0	0
Academy of Dover	0	0	0	0	0	0	0	0
Sussex College Academy	0	0	0	0	0	0	0	0
TOTAL ALL DISTRICTS, STATE	0	0	0	0	0	0	0	0

Note: Row totals may vary due to rounding.

Source: School Districts' Annual Financial Statement To DOE Finance Section

TABLE 37
TOTAL EXPENSES
SUMMARY BY CHARTER SCHOOL
2004-2005

District	Net Current Expenses	Community Service	Adult Non-Public	Facilities Construction	Debt Service	Net Total Expenses
CHARTER SCHOOL						
Charter School of Wilmington	6,804,202	0	0	16,750	0	6,820,952
Positive Outcms	1,307,323	0	0	0	0	1,307,323
East Side	1409400	0	0	80	0	1409480
Campus Comm	4,537,092	0	0	0	0	4,537,092
Thomas Edison	6,228,157	0	0	12,361	0	6,240,518
Sussex Academy	2,283,289	0	0	0	0	2,283,289
Delaware Military Academy	3,728,659	0	0	1,161,555	195,292	5,085,506
Kuumba	2,251,260	0	0	110	0	2,251,370
Marion T. Academy	4,811,299	0	0	0	262,090	5,073,389
Providence Creek	4,197,318	0	0	0	0	4,197,318
MOT	3,733,699	0	0	606,050	0	4,339,749
Newark Charter	5,245,860	0	0	8,456	0	5,254,316
Academy of Dover	3,261,621	0	0	0	0	3,261,621
Sussex College Academy	19,638	0	0	0	0	19,638
CHARTER SCHOOL TOTAL	49,818,817	0	0	1,805,362	457,382	52,081,561

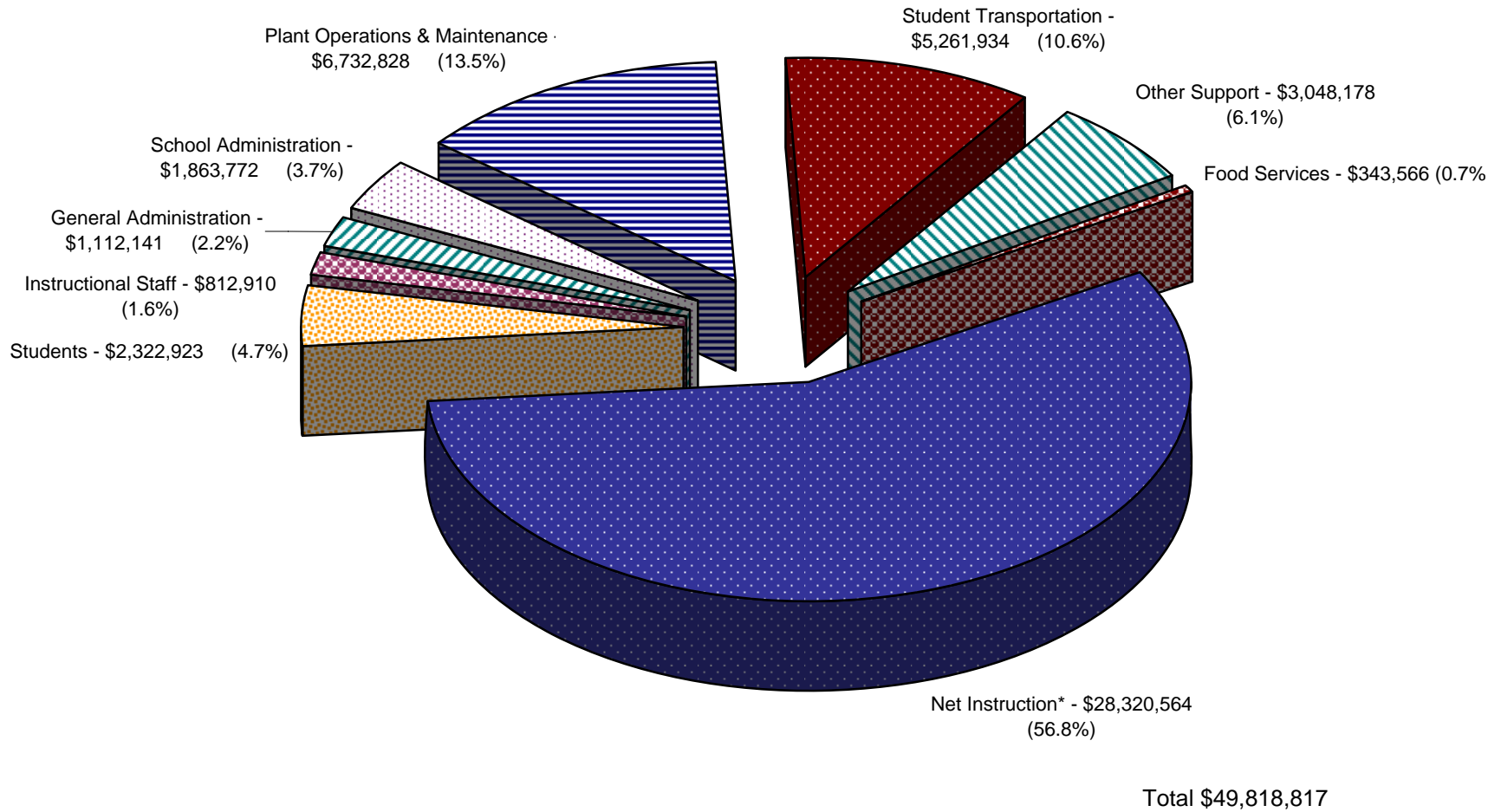
Source: School Districts' Annual Financial Statement To DOE Finance Section

TABLE 38
CURRENT EXPENSES
SUMMARY BY CHARTER SCHOOL
2004-2005

District	Net Instruction	Support Services							Net Current Expense	
		Students	Instruct. Staff	General Admin.	School Admin.	Operation & Maint.	Student Trans.	Other Support		Food Services
CHARTER SCHOOL										
Charter School of Wilmington	4,204,258	611,303	62,931	234,918	111,293	31,000	975,145	561,800	11,553	6,804,202
Positive Outcms	784,450	97,878	1,987	173,932	39,628	179,933	0	29,515	0	1,307,323
East Side	814,752	39,678	2,216	103,365	46,843	115,696	82,799	146,679	57,372	1,409,400
Campus Comm	3,133,165	246,941	67,646	235,628	125,537	528,704	26,514	172,958	0	4,537,092
Thomas Edison	3,809,021	297,942	10,080	4,649	8,073	1,037,122	870,195	188,648	2,427	6,228,157
Sussex Academy	1,344,636	64,592	2,106	3,032	141,542	397,540	186,946	142,894	0	2,283,289
Delaware Military Academy	1,955,403	84,963	5,475	530	227,495	919,059	256,608	279,125	0	3,728,659
Kuumba	1,098,284	95,449	63,919	61	342,376	337,570	85,811	213,093	14,698	2,251,260
Marion T. Academy	2,526,046	229,967	87,183	28,006	288,862	650,574	569,332	269,539	161,791	4,811,299
Providence Creek	2,118,357	125,020	128,849	113,999	138,463	899,539	553,203	116,604	3,283	4,197,318
MOT	1,945,891	131,911	44,952	145,166	200,884	398,221	447,601	354,509	64,562	3,733,699
Newark Charter	2,659,727	251,262	331,053	67,931	162,810	579,062	930,218	263,798	0	5,245,860
Academy of Dover	1,926,574	46,017	4,513	924	18,113	651,101	277,562	308,938	27,880	3,261,621
Sussex College Academy	0	0	0	0	11,853	7,707	0	78	0	19,638
CHARTER SCHOOL TOTAL	28,320,564	2,322,923	812,910	1,112,141	1,863,772	6,732,828	5,261,934	3,048,178	343,566	49,818,817

Source: School Districts' Annual Financial Statement To DOE Finance Section

FIGURE 52
Current Expenses by Charter School
Delaware School Finance
2004-2005



Source: Technology Management and Design

TABLE 39
CURRENT EXPENSES BY CHARTER SCHOOL
INSTRUCTION
2004-2005

District	Salaries	Employee Benefits	Contracted Services	Tuition (Outside State)	Tuition (LEA'S Within State)	Supplies	Capital Outlay	Other Expenses	Net Instruction
CHARTER SCHOOL									
Charter School of Wilmington	2,954,647	944,396	16,609	0	0	217,706	4,828	66,072	4,204,258
Positive Outcms	528,387	180,995	16,795	0	1,885	43,495	0	14,778	784,450
East Side	503,698	186,078	50,692	0	2,655	70,951	3,150	182	814,752
Campus Comm	2,038,435	765,864	192,832	0	0	111,716	0	24,317	3,133,165
Thomas Edison	2,640,414	980,009	54,930	0	0	133,668	0	0	3,809,021
Sussex Academy	888,038	347,352	1,516	0	0	61,872	0	45,857	1,344,636
Delaware Military Academy	1,240,085	428,344	159,434	0	3,248	99,345	11,339	16,856	1,955,403
Kuumba	713,818	233,412	35,071	0	0	68,123	3,613	44,246	1,098,284
Marion T. Academy	1,764,019	572,937	55,602	0	3,568	123,813	0	9,675	2,526,046
Providence Creek	1,405,640	486,957	17,780	0	1,396	206,782	278	920	2,118,357
MOT	1,240,340	471,441	44,047	0	0	163,161	15,442	11,460	1,945,891
Newark Charter	1,734,453	568,461	206,045	0	0	100,146	19,822	30,801	2,659,727
Academy of Dover	1,161,852	503,054	1,162	0	0	254,404	0	6,102	1,926,574
Sussex College Academy	0	0	0	0	0	0	0	0	0
CHARTER SCHOOL TOTAL	18,813,826	6,669,300	852,515	0	12,752	1,655,182	58,472	271,266	28,320,564

Source: School Districts' Annual Financial Statement To DOE Finance Section

TABLE 40
CURRENT EXPENSES BY CHARTER SCHOOL
SUPPORT SERVICES: STUDENTS
2004-2005

District	Salaries	Employee Benefits	Contracted Services	Supplies	Capital Outlay	Other	Total
CHARTER SCHOOL							
Charter School of Wilmington	324,097	103,591	182,902	713	0	0	611,303
Positive Outcms	68,593	23,496	4,861	927	0	0	97,878
East Side	23,750	8,774	7,048	106	0	0	39,678
Campus Comm	83,572	31,399	124,134	2,680	5,156	0	246,941
Thomas Edison	95,342	35,387	165,323	1,745	146	0	297,942
Sussex Academy	23,914	9,354	24,376	1,482	5,467	0	64,592
Delaware Military Academy	48,851	16,874	17,077	946	1,216	0	84,963
Kuumba	40,131	13,122	38,062	1,268	2,866	0	95,449
Marion T. Academy	82,616	26,833	86,492	8,442	25,584	0	229,967
Providence Creek	50,645	17,545	55,534	1,296	0	0	125,020
MOT	50,547	19,213	61,408	743	0	0	131,911
Newark Charter	150,194	49,226	51,077	765	0	0	251,262
Academy of Dover	0	0	43,873	2,144	0	0	46,017
Sussex College Academy	0	0	0	0	0	0	0
CHARTER SCHOOL TOTAL	1,042,252	354,814	862,167	23,257	40,435	0	2,322,923

Note: Row totals may vary due to rounding.

Source: School Districts' Annual Financial Statement To DOE Finance Section

TABLE 41
CURRENT EXPENSES BY CHARTER SCHOOL
SUPPORT SERVICES: INSTRUCTIONAL STAFF
2004-2005

District	Salaries	Employee Benefits	Contracted Services	Supplies	Capital Outlay	Other	Total
CHARTER SCHOOL							
Charter School of Wilmington	41,075	13,129	89	8,639	0	0	62,931
Positive Outcms	0	0	0	1,987	0	0	1,987
East Side	30	11	0	2,175	0	0	2,216
Campus Comm	47,487	17,842	79	2,238	0	0	67,646
Thomas Edison	0	0	0	10,080	0	0	10,080
Sussex Academy	1,514	592	0	0	0	0	2,106
Delaware Military Academy	3,749	1,295	0	431	0	0	5,475
Kuumba	44,751	14,633	0	4,534	0	0	63,919
Marion T. Academy	60,957	19,798	0	6,427	0	0	87,183
Providence Creek	95,165	32,968	0	716	0	0	128,849
MOT	18,500	7,032	0	19,421	0	0	44,952
Newark Charter	201,134	65,921	0	63,998	0	0	331,053
Academy of Dover	256	111	0	4,146	0	0	4,513
Sussex College Academy	0	0	0	0	0	0	0
CHARTER SCHOOL TOTAL	514,618	173,332	168	124,792	0	0	812,910

Note: Row totals may vary due to rounding.

Source: School Districts' Annual Financial Statement To DOE Finance Section

TABLE 42
CURRENT EXPENSES BY CHARTER SCHOOL
SUPPORT SERVICES: GENERAL ADMINISTRATION
2004-2005

District	Salaries	Employee Benefits	Contracted Services	Supplies	Capital Outlay	Other	Total
CHARTER SCHOOL							
Charter School of Wilmington	154,826	49,487	30,518	87	0	0	234,918
Positive Outcms	116,220	39,810	17,394	508	0	0	173,932
East Side	75,480	27,884	0	0	0	0	103,365
Campus Comm	151,317	56,852	27,459	0	0	0	235,628
Thomas Edison	0	0	4,292	358	0	0	4,649
Sussex Academy	0	0	1,540	1,492	0	0	3,032
Delaware Military Academy	0	0	490	40	0	0	530
Kuumba	0	0	0	61	0	0	61
Marion T. Academy	4,322	1,404	22,181	99	0	0	28,006
Providence Creek	68,101	23,592	22,306	0	0	0	113,999
MOT	99,371	37,770	8,026	0	0	0	145,166
Newark Charter	37,571	12,314	4,411	13,634	0	0	67,931
Academy of Dover	0	0	674	250	0	0	924
Sussex College Academy	0	0	0	0	0	0	0
CHARTER SCHOOL TOTAL	707,208	249,113	139,291	16,529	0	0	1,112,141

Note: Row totals may vary due to rounding.

Source: School Districts' Annual Financial Statement To DOE Finance Section

TABLE 43
CURRENT EXPENSES BY CHARTER SCHOOL
SUPPORT SERVICES: SCHOOL ADMINISTRATION
2004-2005

District	Salaries	Employee Benefits	Contracted Services	Supplies	Capital Outlay	Other	Total
CHARTER SCHOOL							
Charter School of Wilmington	84,337	26,957	0	0	0	0	111,293
Positive Outcms	23,279	7,974	5,135	3,239	0	0	39,628
East Side	32,232	11,907	0	2,704	0	0	46,843
Campus Comm	79,375	29,822	16,339	0	0	0	125,537
Thomas Edison	3,675	1,364	0	3,034	0	0	8,073
Sussex Academy	23,492	9,189	107,720	1,142	0	0	141,542
Delaware Military Academy	165,312	57,101	5,081	0	0	0	227,495
Kuumba	64,600	21,124	236,149	20,450	53	0	342,376
Marion T. Academy	109,556	35,583	143,723	0	0	0	288,862
Providence Creek	90,685	31,416	16,275	87	0	0	138,463
MOT	140,913	53,560	0	6,411	0	0	200,884
Newark Charter	113,417	37,172	0	12,220	0	0	162,810
Academy of Dover	0	0	18,113	0	0	0	18,113
Sussex College Academ	0	0	11,619	234	0	0	11,853
CHARTER SCHOOL TOTAL	930,873	323,169	560,154	49,521	53	0	1,863,772

Note: Row totals may vary due to rounding.

Source: School Districts' Annual Financial Statement To DOE Finance Section

TABLE 44
CURRENT EXPENSES BY CHARTER SCHOOL
SUPPORT SERVICES: OPERATIONS AND MAINTENANCE
2004-2005

District	Salaries	Employee Benefits	Contracted Services	Supplies	Capital Outlay	Other	Total
CHARTER SCHOOL							
Charter School of Wilmington	0	0	31,000	0	0	0	31,000
Positive Outcms	8,594	2,944	151,038	17,357	0	0	179,933
East Side	4,570	1,688	99,367	10,071	0	0	115,696
Campus Comm	0	0	521,506	7,101	97	0	528,704
Thomas Edison	0	0	1,033,453	1,938	1,731	0	1,037,122
Sussex Academy	102,075	39,926	244,028	11,056	454	0	397,540
Delaware Military Academy	30,914	10,678	852,150	13,630	11,686	0	919,059
Kuumba	0	0	318,183	6,511	12,876	0	337,570
Marion T. Academy	55,217	17,934	547,253	23,893	6,276	0	650,574
Providence Creek	18,762	6,500	862,134	12,144	0	0	899,539
MOT	30,386	11,549	335,506	20,686	93	0	398,221
Newark Charter	155,377	50,924	348,667	14,191	9,902	0	579,062
Academy of Dover	26,639	11,534	596,586	16,342	0	0	651,101
Sussex College Academy	0	0	7,707	0	0	0	7,707
CHARTER SCHOOL TOTAL	432,534	153,677	5,948,578	154,920	43,115	0	6,732,828

Note: Row totals may vary due to rounding.

Source: School Districts' Annual Financial Statement To DOE Finance Section

TABLE 45
CURRENT EXPENSES BY CHARTER SCHOOL
SUPPORT SERVICES: STUDENT TRANSPORTATION
2004-2005

District	Salaries	Employee Benefits	Contracted Services	Supplies	Capital Outlay	Other	Total
CHARTER SCHOOL							
Charter School of Wilmington	0	0	975,145	0	0	0	975,145
Positive Outcms	0	0	0	0	0	0	0
East Side	0	0	82,799	0	0	0	82,799
Campus Comm	19,273	7,241	0	0	0	0	26,514
Thomas Edison	0	0	870,195	0	0	0	870,195
Sussex Academy	0	0	186,946	0	0	0	186,946
Delaware Military Academy	0	0	256,608	0	0	0	256,608
Kuumba	0	0	85,811	0	0	0	85,811
Marion T. Academy	0	0	569,332	0	0	0	569,332
Providence Creek	0	0	553,203	0	0	0	553,203
MOT	0	0	447,601	0	0	0	447,601
Newark Charter	0	0	930,218	0	0	0	930,218
Academy of Dover	0	0	277,562	0	0	0	277,562
Sussex College Academy	0	0	0	0	0	0	0
CHARTER SCHOOL TOTAL	19,273	7,241	5,235,420	0	0	0	5,261,934

Note: Row totals may vary due to rounding.

Source: School Districts' Annual Financial Statement To DOE Finance Section

TABLE 46
CURRENT EXPENSES BY CHARTER SCHOOL
SUPPORT SERVICES: OTHER
2004-2005

District	Salaries	Employee Benefits	Contracted Services	Supplies	Capital Outlay	Other	Total
CHARTER SCHOOL							
Charter School of Wilmington	338,624	108,235	80,601	34,340	0	0	561,800
Positive Outcms	0	0	9,559	19,548	0	408	29,515
East Side	71,351	26,359	18,879	0	2,604	27,486	146,679
Campus Comm	53,722	20,184	98,915	0	0	137	172,958
Thomas Edison	50,435	18,719	111,248	31	0	8,214	188,648
Sussex Academy	33,531	13,115	93,128	0	3,120	0	142,894
Delaware Military Academy	143,520	49,574	85,934	97	0	0	279,125
Kuumba	116,345	38,044	51,564	2,397	0	4,743	213,093
Marion T. Academy	123,825	40,217	89,685	0	0	15,812	269,539
Providence Creek	11,189	3,876	96,243	628	0	4,667	116,604
MOT	90,076	34,237	21,257	508	0	208,431	354,509
Newark Charter	55,944	18,335	165,465	0	0	24,054	263,798
Academy of Dover	0	0	306,148	2,438	0	352	308,938
Sussex College Academy	0	0	78	0	0	0	78
CHARTER SCHOOL TOTAL	1,088,562	370,895	1,228,704	59,987	5,724	294,304	3,048,178

Note: Row totals may vary due to rounding.

Source: School Districts' Annual Financial Statement To DOE Finance Section

TABLE 47
CURRENT EXPENSES BY CHARTER SCHOOL
FOOD SERVICES
2004-2005

District	Capital Outlay	All Other Costs	Total
CHARTER SCHOOL			
Charter School of Wilmington	0	11,553	11,553
Positive Outcms	0	0	0
East Side	0	57,372	57,372
Campus Comm	0	0	0
Thomas Edison	0	2,427	2,427
Sussex Academy	0	0	0
Delaware Military Academy	0	0	0
Kuumba	0	14,698	14,698
Marion T. Academy	0	161,791	161,791
Providence Creek	0	3,283	3,283
MOT	0	64,562	64,562
Newark Charter	0	0	0
Academy of Dover	0	27,880	27,880
Sussex College Academy	0	0	0
CHARTER SCHOOL TOTAL	0	343,566	343,566

Note: Row totals may vary due to rounding.

Source: School Districts' Annual Financial Statement To DOE Finance Section

TABLE 48
SUMMARY OF EXPENDITURES PER PUPIL BY CHARTER SCHOOL
2004-2005

District	Current Expenses							Local Bonded Debt			
	Enrollment	ADM	ADA	Total	Per Pupil			Total	Per Pupil		
					Enrollment	ADM	ADA		Enrollment	ADM	ADA
CHARTER SCHOOL											
Charter School of Wilmington	936	917	879	6,804,202	7,269	7,420	7,741	0	0	0	0
Positive Outcms	120	136	124	1,307,323	10,894	9,613	10,543	0	0	0	0
East Side	140	129	126	1,409,400	10,067	10,926	11,186	0	0	0	0
Campus Comm	592	582	561	4,537,092	7,664	7,796	8,088	0	0	0	0
Thomas Edison	786	761	716	6,228,157	7,924	8,184	8,699	0	0	0	0
Sussex Academy	318	341	328	2,283,289	7,180	6,696	6,961	0	0	0	0
Delaware Military Academy	414	408	385	3,728,659	9,006	9,139	9,685	0	0	0	0
Kuumba	242	252	244	2,251,260	9,303	8,934	9,226	0	0	0	0
Marion T. Academy	632	617	596	4,811,299	7,613	7,798	8,073	0	0	0	0
Providence Creek	621	645	612	4,197,318	6,759	6,507	6,858	0	0	0	0
MOT	675	672	642	3,733,699	5,531	5,556	5,816	0	0	0	0
Newark Charter	648	645	624	5,245,860	8,095	8,133	8,407	0	0	0	0
Academy of Dover	425	467	447	3,261,621	7,674	6,984	7,297	0	0	0	0
Sussex College Academy	0	0	0	19,638	-	-	-	0	-	-	-
CHARTER SCHOOL TOTAL	6,549	6,572	6,284	49,818,817	7,607	7,580	7,928	0	0	0	0

Note: Part-time students excluded from totals.

Source: Technology Management and Design

TABLE 49
COMMUNITY SERVICES AND
ADULT EDUCATION / NON-PUBLIC SCHOOL PROGRAMS BY CHARTER SCHOOL
2004-2005

District	Community Services			Adult Education / Non-Public School Programs				
	All Other Costs	Capital Outlay	Total	Non-Public	Adult Education	Capital Outlay	Other	Total
CHARTER SCHOOL								
Charter School of Wilmington	0	0	0	0	0	0	0	0
Positive Outcms	0	0	0	0	0	0	0	0
East Side	0	0	0	0	0	0	0	0
Campus Comm	0	0	0	0	0	0	0	0
Thomas Edison	0	0	0	0	0	0	0	0
Sussex Academy	0	0	0	0	0	0	0	0
Delaware Military Academy	0	0	0	0	0	0	0	0
Kuumba	0	0	0	0	0	0	0	0
Marion T. Academy	0	0	0	0	0	0	0	0
Providence Creek	0	0	0	0	0	0	0	0
MOT	0	0	0	0	0	0	0	0
Newark Charter	0	0	0	0	0	0	0	0
Academy of Dover	0	0	0	0	0	0	0	0
Sussex College Academy	0	0	0	0	0	0	0	0
CHARTER SCHOOL TOTAL	0	0	0	0	0	0	0	0

Note: Row totals may vary due to rounding.

Source: School Districts' Annual Financial Statement To DOE Finance Section

TABLE 50
 FACILITIES ACQUISITION / CONSTRUCTION SERVICES
 AND DEBT SERVICE BY CHARTER SCHOOL
 2004-2005

District	Facilities Acquisition / Construction Services				Debt Service		
	Other Costs	Buildings & Sites	Equipment	Total Facilities/ Construction	Principal Of Debt	Interest On Debt	Total Debt Service
CHARTER SCHOOL							
Charter School of Wilmington	0	16,750	0	16,750	0	0	0
Positive Outcms	0	0	0	0	0	0	0
East Side	80	0	0	80	0	0	0
Campus Comm	0	0	0	0	0	0	0
Thomas Edison	3,077	9,284	0	12,361	0	0	0
Sussex Academy	0	0	0	0	0	0	0
Delaware Military Academy	2,084	1,159,471	0	1,161,555	176,542	18,750	195,292
Kuumba	110	0	0	110	0	0	0
Marion T. Academy	0	0	0	0	108,833	153,257	262,090
Providence Creek	0	0	0	0	0	0	0
MOT	0	606,050	0	606,050	0	0	0
Newark Charter	2	8,454	0	8,456	0	0	0
Academy of Dover	0	0	0	0	0	0	0
Sussex College Academy	0	0	0	0	0	0	0
CHARTER SCHOOL TOTAL	5,353	1,800,009	0	1,805,362	285,375	172,007	457,382

Note: Row totals may vary due to rounding.

Source: School Districts' Annual Financial Statement To DOE Finance Section

TABLE 51
SCHOOL CONSTRUCTION FUNDS BY CHARTER SCHOOL
2004-2005

District	Beginning Balance July 1, 2004	Sale Of Bonds-Local	Sale Of Bonds-State	Other Local	Other State	Other Federal	Total Receipts	Total Funds Available	Total Expended	Ending Balance June 30, 2005
CHARTER SCHOOL										
Charter School of Wilmington	0	0	0	0	0	0	0	0	0	0
Positive Outcms	0	0	0	0	0	0	0	0	0	0
East Side	0	0	0	0	0	0	0	0	0	0
Campus Comm	0	0	0	0	0	0	0	0	0	0
Thomas Edison	0	0	0	0	0	0	0	0	0	0
Sussex Academy	0	0	0	0	0	0	0	0	0	0
Delaware Military Academy	0	0	0	0	0	0	0	0	0	0
Kuumba	0	0	0	0	0	0	0	0	0	0
Marion T. Academy	0	0	0	0	0	0	0	0	0	0
Providence Creek	0	0	0	0	0	0	0	0	0	0
MOT	0	0	0	0	0	0	0	0	0	0
Newark Charter	0	0	0	0	0	0	0	0	0	0
Academy of Dover	0	0	0	0	0	0	0	0	0	0
Sussex College Academy	0	0	0	0	0	0	0	0	0	0
CHARTER SCHOOL TOTAL	0	0	0	0	0	0	0	0	0	0

Note: Row totals may vary due to rounding.

Source: School Districts' Annual Financial Statement To DOE Finance Section