

Delaware ELA/Literacy and Math Assessment Interpretive Guide



Understanding Your Child's Test Scores Spring 2019

What is the ELA/Literacy and Math Assessment?

The ELA/Literacy and Math Assessments measure students' mastery of the Common Core State Standards in English Language Arts/Literacy and Mathematics for grades 3–8.

The assessments include:

- Writing at every grade.
- New question types that require students to think more deeply and solve more complex problems.
- Performance tasks such as reading several different documents and writing short essays based on them.
- Computer-adaptive technology that makes the assessments more accurate.

The ELA/Literacy and Math Assessment represents only one of several measures to gauge academic progress.

Table of Contents

What Is the ELA/Literacy and Math Assessment?.....	1
What's in my child's score report?.....	2–3
Glossary of terms/definitions.....	4
Frequently asked questions.....	4
Additional resources.....	4

Disclaimer: The data in the Family Report sample are for display purposes only and do not represent actual results. The student's name on the sample is fictitious, and any similarity to an actual student name is purely coincidental.

Cover Letter The front page of your child's score report includes an important letter from the Delaware Secretary of Education, Susan Bunting, summarizing the contents of the report and encouraging you to be an active participant in your child's education.

English Language Arts/Literacy and Mathematics Assessment

Enclosed is valuable information on Jane's strengths and areas for growth in English language arts (ELA)/literacy and mathematics. This academic checkup is based on the state's yearly tests, which are given in the spring. These tests are one measure for determining your child's progress in school; others include grades, classroom assignments, district-wide tests and more.

Delaware's goal is for all students to make progress in each grade so they graduate from high school ready to succeed in college, career, and life. The term "assessment" in education refers to any check of student performance – from in-class quizzes to end-of-year tests. Regular assessments let students, teachers and families know if a student is doing well in a subject or needs extra support. Teachers then use this information to tailor each student's instruction.

Delaware has rigorous academic standards - or learning goals - for what students should know and be able to do at each grade level. Teachers use these standards to help guide their teaching. To measure how well students in grades 3-8 are mastering the English language and mathematics standards, the state uses the Smarter Assessment. These tests go beyond multiple-choice and short answer responses, and focus on writing, problem-solving and critical thinking to more accurately measure student progress.

Please read this report carefully and talk to your child's teachers about how you can support your child's continued learning. Visit www.DelExcels.org for more information.

Sincerely,

Susan Bunting
Secretary of Education

Your Child's Score Inside the report, you will see your child's score in ELA/literacy and mathematics.

How did Jane do on the **English language arts/literacy assessment?**

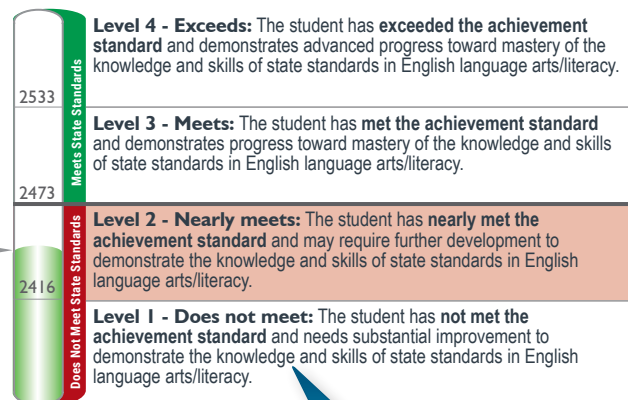
Level 2
2445

How does this compare?

Jane's ELA/literacy score is 2445.
Jane **nearly meets** the ELA/literacy standard for **third** graders.

	Average Score
State Average	2571
District Average	2588
School Average	2470

Jane's
Score:
2445



Jane's ELA/Literacy Progress

3100 L

Achievement Levels If your child's score is a 3 or 4, then your child met Delaware's proficiency standards in that subject. If your child's score is a 1 or 2, then your child did not meet Delaware's proficiency standards in that subject.

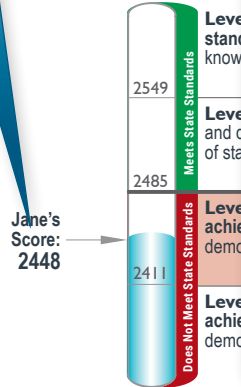
If your child has a score for ELA/literacy or mathematics in the box above but does not have information reported below for the different areas of the assessment, this means that your child started but did not finish the test.

How did Jane do on the Mathematics assessment?

Level 2
2448

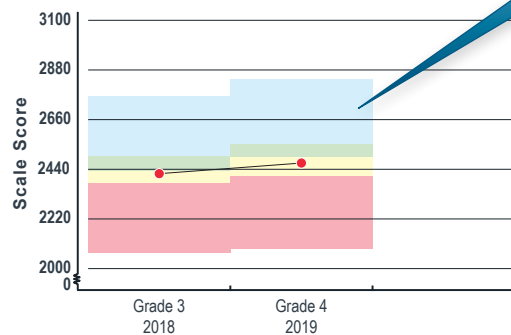
How does this compare?
Jane's Mathematics score is 2448. Jane **nearly meets** the mathematics standard for **third** graders.

	Average Score
State Average	2571
District Average	2588
School Average	2470



Trend Chart The report shows your child's performance on the test this year compared to performance on the same subject in previous years. The years shown in the chart may vary for a variety of reasons including name changes, invalid tests, and students not taking a test in a given year. The shaded areas shown in the chart correspond to the four Achievement Levels of the test. A green diamond (◆) indicates a year in which your child met the achievement standard. A red circle (●) indicates a year in which your child did not meet the standard.

Jane's Mathematics Progress



- Legend**
- Level 4
 - Level 3
 - Level 2
 - Level 1
 - ◆ Student Score Met Standards
 - Student Score Did Not Meet Standards

This chart reports your student's performance for each school year. The shaded areas in multiple colors indicate the scale score range in each achievement level. Each mark on the graph represents your student's score and indicates whether they met the standards that year.

Visit <http://delexcels.org> to find resources and information about how you can support your child's learning at home.

Bar Chart Your child's score in each area of the test is displayed in the bar chart. Pale red signifies Below the Standard, yellow signifies At/ Near the Standard, and green signifies Above the Standard.

How Did Jane Do in the Different Areas of the Assessment?

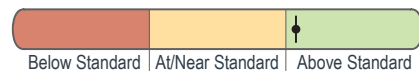
Concepts & Procedures



Below Standard for this Area

Student has difficulty explaining and applying mathematical concepts and interpreting and carrying out mathematical procedures with precision and fluency.

Problem Solving/Modeling and Data Analysis



Above Standard for this Area

Student can solve a range of complex well-posed problems in pure and applied mathematics, making productive use of knowledge and problem solving strategies. Student can analyze complex, real-world scenarios and can construct and use mathematical models to interpret and solve problems.

Communicating Reasoning



At/Near Standard for this Area

Student may be able to clearly and precisely construct viable arguments to support their own reasoning and to critique the reasoning of others.

Score Information The report shows how your child performed in each area of each subject tested. This section describes what your child is able to do in each of area.

Above Standard (✓) Your child's test results show that he/she understands and is able to apply his/her knowledge to the standards in a specific content area for his/her grade.

Below Standard (⚠) Your child's test results show that he/she has not yet met the standards in a specific content area for his/her grade.

At/Near Standard (◻) Your child's test results may be near or just below the standard, but the result is not clearly meeting the standard.

Glossary of Terms/Definitions

Achievement Level: A proficiency level that corresponds to a score range determined by groups of Delaware educators and parents. Cut scores for achievement levels differ by grade and subject

Score: A numerical value that is on a common scale so that children's scores can be compared over time and across grade levels

Standards: Expectations for what Delaware children should know and be able to do

Subject: Grade-level content (ELA/literacy or mathematics) that is assessed

Frequently Asked Questions

Are my child's scores good enough?

While it is the goal of the school to have your child achieve at the highest level possible, at a minimum, children are expected to perform at the Meets Standard level in each subject at each grade level.

How are students prepared for online testing?

A practice test is available for families to try out the online testing system at <https://de.portal.airast.org>. To use the practice test, you will need to install a free Mozilla Firefox browser on your home computer. The latest version of Adobe Flash must also be installed on the computer. A link to download the browser can be found on the website with the practice test.

How are accommodations provided for students with disabilities and English language learners?

Most accommodations that are provided to students with disabilities and English language learners in classes are also available for the Delaware System of Student Assessments (DeSSA). Therefore, decisions for your child concerning accommodations that were chosen by ELL, 504, and IEP teams during the school year will continue to be used for the administration of the DeSSA. For more information, please contact your child's school.

Additional Resources

Visit <https://de.portal.airast.org>
for more information on DE reports.