

Public Schools in Delaware 2007-2008

School Districts:

Regular Districts	16
Vocational Technical	3
Charter Schools	17
TOTAL	36

Schools in Delaware:

Early Ed (K, 1 and/or 2 only)	7
Elementary	97
Junior High/Middle	33
High	30
Special	11
Charter	17
TOTAL	195

Enrollments- Regular & Special Combined (Sept. 30, 2007)

PK and K	9,546	7.7%
Grades 1-3	28,994	23.4%
Grades 4-8	47,556	38.3%
Grades 9-12	37,950	30.6%
TOTAL	124,046	100%

	Enrollment	Districts	Schools
NCC	65,859	6	97
Kent	26,929	6	43
Sussex	22,746	7	38
Charter	8,512	17	17
TOTAL	124,046	36	195

Nonpublic Schools in Delaware 2007-2008

Number of Schools:

Diocesan Catholic	24
Private Catholic	5
Other Religious	64
Independent	1,087
TOTAL	1180

Enrollment (Grades K-12):

Diocesan Catholic	9,379
Private Catholic	2,509
Other Religious	6,907
Independent	8,302
TOTAL	27,097

Enrollment (Grades K-12) by County:

New Castle	18,714
Kent	3,058
Sussex	2,013
Out of State	3,312
TOTAL	27,097

Total Number of Homeschools	1,025
Total Homeschool Enrollment	2,538

NOTE: Enrollment and public school numbers are based on September 30, 2007 submissions.

Public School Students

Enrollment as of September 30, 2007:

Regular	107,726	86.8%
Special Ed	16,320	13.2%
TOTAL	124,046	100%

Special Education Students:

Educable Mentally Disabled	877
Emotionally Disturbed	476
Learning Disability	8,236
Trainable Mentally Disabled	479
Severely Mentally Disabled	91
Orthopedically Impaired / Traumatic Brain Injury	1,989
Other Health Impaired	382
Hard of Hearing or Partially Deaf	262
Visually Impaired / Partially Sighted	26
Autistic	756
Deaf/Blind	71
ILC	1,723
TOTAL	15,368

Racial and Ethnic Distribution:

American Indian	431	0.3%
Asian	3,939	3.2%
Hispanic	12,881	10.4%
Black	41,222	33.2%
White	65,568	52.9%
TOTAL	124,041	100%

* Figures taken from fall enrollment - not Sept. 30 count.

Other Facts:

2007-2008 Public Students Receiving Free or Reduced Lunch	40.9%
2007-2008 Limited English Proficient	6,753
2007-2008 Public Students Transported	86.7%

Percent of May 2008 Advanced Placement Exams with Qualifying Scores for Public Schools:

Delaware	52%	Nation	56%
----------------	-----	--------------	-----

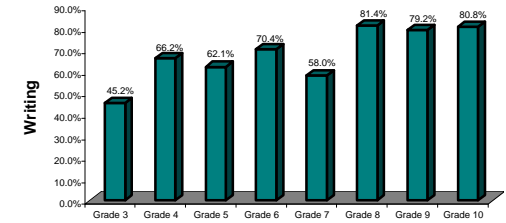
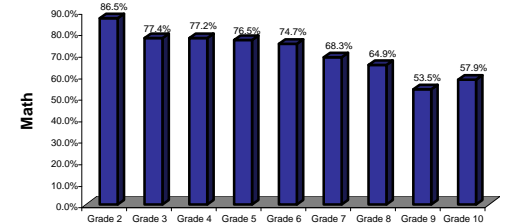
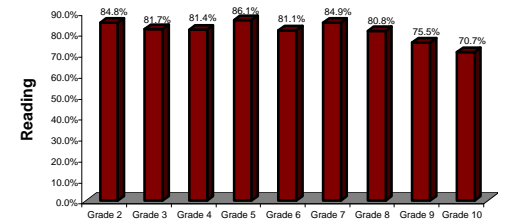
2007-2008 High School Completers:

Regular Delaware Diplomas	7,388
James H. Groves Diplomas	411
General Education Development Recipients (under 20)	212
Certificates	154

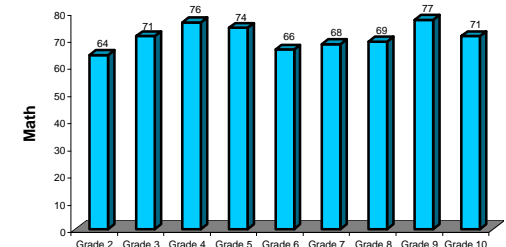
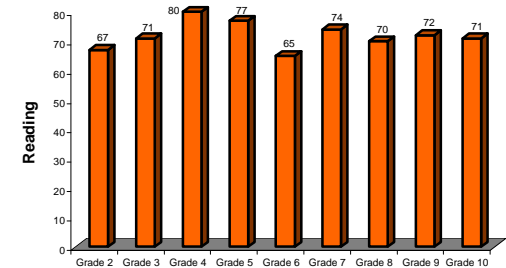
The Department of Education does not discriminate in employment or educational programs, services or activities, based on race, national origin, sex, age, or handicap in accordance with state and federal laws. Inquiries should be directed to the Department of Education, Director, Human Resources and Quality Management, 401 Federal Street, Suite #2, Dover, Delaware 19901, (302) 739-4604.

**Delaware Student Testing Program
Spring 2008**

Meeting the Standard (%):

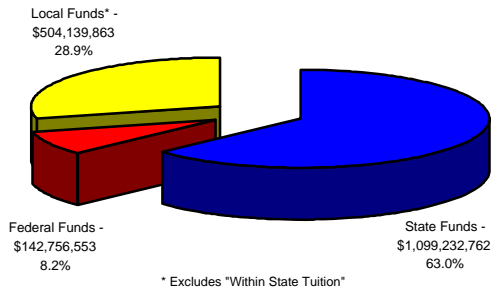


National Percentile Ranking: (Grade 4 reading not available)

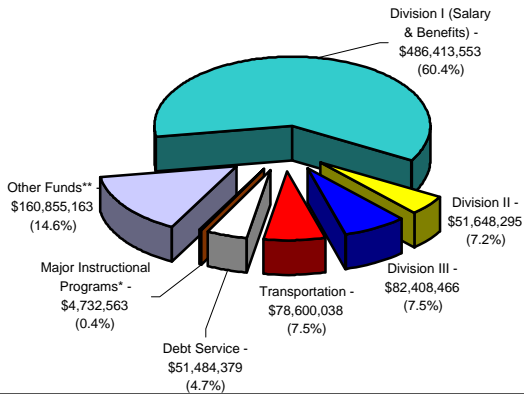


Delaware School Finance 2007-2008

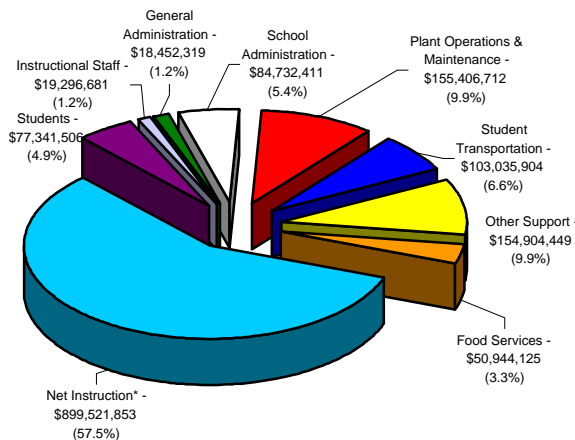
Sources of Educational Revenue



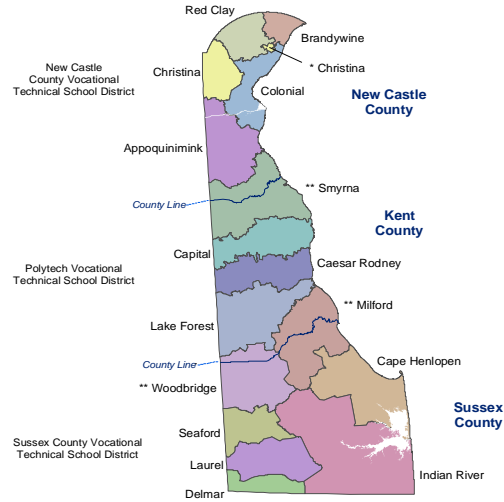
Revenue Receipts - State Appropriations



Current Expenses



Delaware School Districts



*Noncontiguous portion of Christina School District within the City of Wilmington
 **Smyrna, Milford and Woodbridge School Districts are located within two counties

Full-Time Public School Educational Personnel 2007-2008

Official/Administrative (Superintendents, Directors, Supervisors, Principals, etc)	746	4.8%
Classroom Teachers	8,196	52.8%
Elementary Regular	3,128	
Secondary Regular	3,330	
Elementary Special	982	
Secondary Special	756	
Instructional Support (Librarians, Guidance, Specialists, etc.)	691	4.5%
Professional - Other (Nurses, Speech/Hearing Therapists, Psychologists, Hom Visitors, etc.)	683	4.4%
Skilled and Service Workers (Custodians, Secretaries, Clerks, Aides, Cafeteria Workers, etc.)	5,207	33.5%
TOTAL PERSONNEL	15,523	100.0%

EDUCATION INFORMATION HELP LINES

(800) 464-4357 - In State
(800) 273-9500 - Out of State

Fingertip Facts on Education 2007-2008

State of  Delaware

Department of Education

Lillian M. Lowery, Ed.D.
Secretary of Education

Daniel Cruce
Deputy Secretary, Chief of Staff

Amelia Hodges
Associate Secretary

Linda Rogers, Ed.D.
Associate Secretary

Karen Field Rogers
Associate Secretary



Summer 2010

DOE Website: <http://www.doe.k12.de.us>