

Public Schools in Delaware 2006-2007

School Districts:

Regular Districts	16
Vocational Technical	3
Charter Schools	17
TOTAL	36

Schools in Delaware:

Early Ed (K, 1 and/or 2 only)	14
Elementary	89
Junior High/Middle	33
High	30
Special	10
Charter	17
TOTAL	193

Enrollments- Regular & Special Combined (Sept. 30, 2006)

PK and K	9,283	7.6%
Grades 1-3	28,261	23.1%
Grades 4-8	47,506	38.9%
Grades 9-12	37,227	30.4%
TOTAL	122,277	100%

	Enrollment	Districts	Schools
NCC	66,153	6	95
Kent	26,394	6	43
Sussex	22,150	7	38
Charter	7,580	17	17
TOTAL	122,277	36	193

Nonpublic Schools in Delaware 2006-2007

Number of Schools:

Diocesan Catholic	27
Private Catholic	5
Other Religious	59
Independent	890
TOTAL	981

Enrollment (Grades K-12):

Diocesan Catholic	9,866
Private Catholic	2,464
Other Religious	7,066
Independent	8,344
TOTAL	27,740

Enrollment (Grades K-12) by County:

New Castle	19,337
Kent	3,038
Sussex	1,989
Out of State	3,376
TOTAL	27,740

Total Number of Homeschools	999
Total Homeschool Enrollment	2,485

NOTE: Enrollment and public school numbers are based on September 30, 2006 submissions.

Public School Students

Enrollment as of September 30, 2006:

Regular	106,296	86.9%
Special Ed	15,981	13.1%
TOTAL	122,277	100%

Special Education Students:

Educable Mentally Disabled	908
Emotionally Disturbed	422
Learning Disability	8,059
Trainable Mentally Disabled	477
Severely Mentally Disabled	101
Orthopedically Impaired / Traumatic Brain Injury	1,779
Other Health Impaired	453
Hard of Hearing or Partially Deaf	247
Visually Impaired / Partially Sighted	32
Autistic	686
Deaf/Blind	68
ILC	1,846
TOTAL	15,078

Racial and Ethnic Distribution:

American Indian	443	0.4%
Asian	3,622	3.0%
Hispanic	11,932	9.8%
Black	40,380	33.0%
White	65,884	53.9%
TOTAL	122,261	100%

* Figures taken from fall enrollment - not Sept. 30 count.

Other Facts:

2006-2007 Public Students Receiving Free or Reduced Lunch	36.9%
2006-2007 Limited English Proficient	6,708
2006-2007 Public Students Transported	87.9%

Percent of May 2007 Advanced Placement Exams with Qualifying Scores for Public Schools:

Delaware	55%	Nation	57%
----------------	-----	--------------	-----

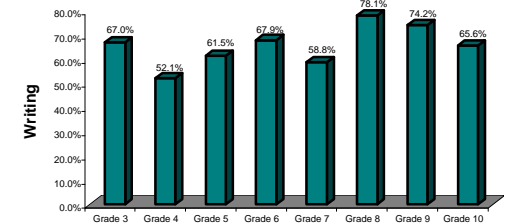
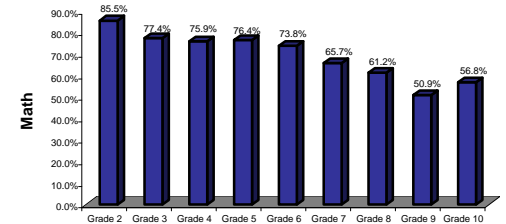
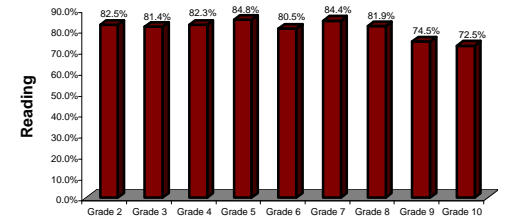
2006-2007 High School Completers:

Regular Delaware Diplomas	7,215
James H. Groves Diplomas	325
General Education Development Recipients (under 20)	251
Certificates	162

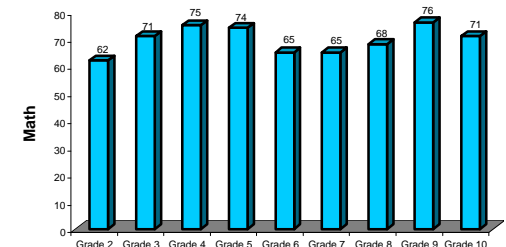
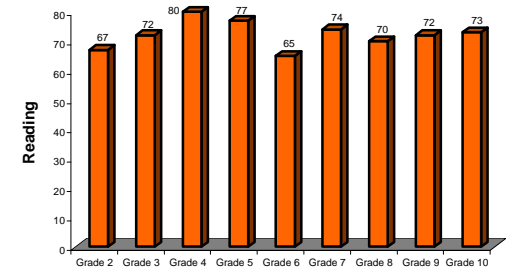
The Department of Education does not discriminate in employment or educational programs, services or activities, based on race, national origin, sex, age, or handicap in accordance with state and federal laws. Inquiries should be directed to the Department of Education, Director, Human Resources and Quality Management, 401 Federal Street, Suite #2, Dover, Delaware 19901, (302) 739-4604.

**Delaware Student Testing Program
Spring 2007**

Meeting the Standard (%):

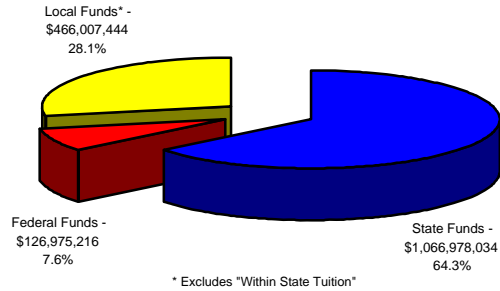


National Percentile Ranking: (Grade 4 reading not available)

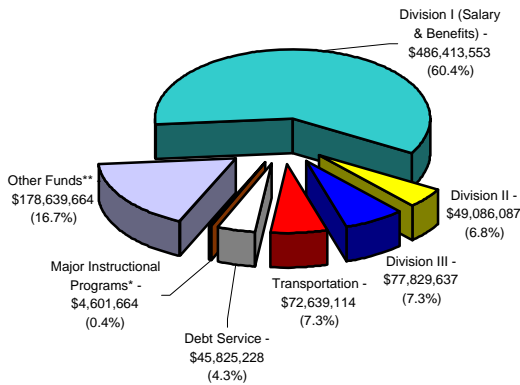


Delaware School Finance 2006-2007

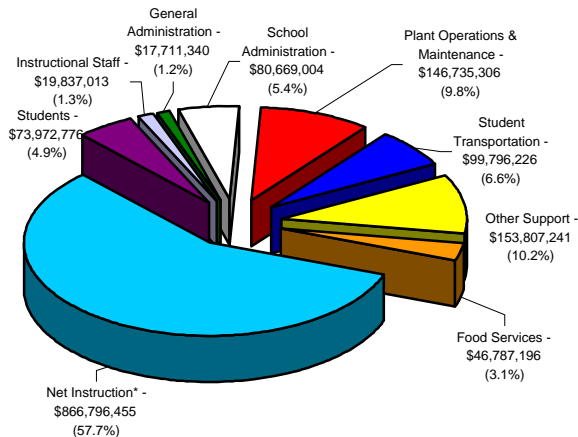
Sources of Educational Revenue



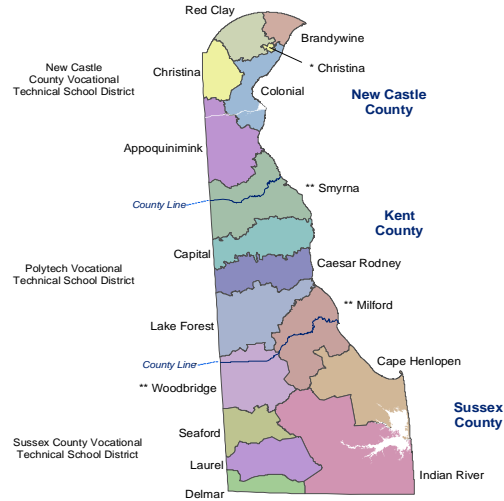
Revenue Receipts - State Appropriations



Current Expenses



Delaware School Districts



*Noncontiguous portion of Christina School District within the City of Wilmington
 **Smyrna, Milford and Woodbridge School Districts are located within two counties

Full-Time Public School Educational Personnel 2006-2007

Official/Administrative (Superintendents, Directors, Supervisors, Principals, etc)	716	4.7%
Classroom Teachers	7,993	52.1%
Elementary Regular	3,045	
Secondary Regular	3,286	
Elementary Special	936	
Secondary Special	726	
Instructional Support (Librarians, Guidance, Specialists, etc.)	708	4.6%
Professional - Other (Nurses, Speech/Hearing Therapists, Psychologists, Hom Visitors, etc.)	680	4.4%
Skilled and Service Workers (Custodians, Secretaries, Clerks, Aides, Cafeteria Workers, etc.)	5,240	34.2%
TOTAL PERSONNEL	15,336	100.0%

EDUCATION INFORMATION HELP LINES

(800) 464-4357 - In State
(800) 273-9500 - Out of State

Fingertip Facts on Education 2006-2007

State of  Delaware

Department of Education

Lillian M. Lowery, Ed.D.
Secretary of Education

Nancy J. Wilson, Ph.D.
Deputy Secretary of Education

Michael Owens, Ed.D.
Associate Secretary

Dorcell Spence
Associate Secretary



Winter 2009

DOE Website: <http://www.doe.k12.de.us>