

Public Schools in Delaware 2005-2006

School Districts:

Regular Districts	16
Vocational Technical	3
Charter Schools	13
TOTAL	32

Schools in Delaware:

Early Ed (K, 1 and/or 2 only)	7
Elementary	99
Junior High/Middle	31
High	31
Special	20
TOTAL	188

Enrollments- Regular & Special Combined (Sept. 30, 2005)

PK and K	9,197	7.6%
Grades 1-3	27,624	22.8%
Grades 4-8	47,829	39.5%
Grades 9-12	36,313	30.0%
TOTAL	120,963	100%

	Enrollment	Districts	Schools
NCC	66,807	6	98
Kent	25,691	6	42
Sussex	21,897	7	39
Charter	6,568	0	10
TOTAL	120,963	19	189

Nonpublic Schools in Delaware 2005-2006

Number of Schools:

Diocesan Catholic	27
Private Catholic	5
Other Religious	59
Independent	890
TOTAL	981

Enrollment (Grades K-12):

Diocesan Catholic	10,180
Private Catholic	2,458
Other Religious	7,164
Independent	8,303
TOTAL	28,105

Enrollment (Grades K-12) by County:

New Castle	19,764
Kent	2,994
Sussex	2,036
Out of State	3,311
TOTAL	28,105

Total Number of Homeschools	976
Total Homeschool Enrollment	2,563

NOTE: Enrollment and public school numbers are based on September 30, 2005 submissions.

Public School Students

Enrollment as of September 30, 2005:

Regular	105,235	87.0%
Special Ed	15,728	13.0%
TOTAL	120,963	100%

Special Education Students:

Educable Mentally Disabled	946
Emotionally Disturbed	416
Learning Disability	7,969
Trainable Mentally Disabled	492
Severely Mentally Disabled	94
Orthopedically Impaired / Traumatic Brain Injury	1,648
Other Health Impaired	478
Hard of Hearing or Partially Deaf	236
Visually Impaired / Partially Sighted	19
Autistic	583
Deaf/Blind	61
ILC	1,902
TOTAL	14,844

Racial and Ethnic Distribution:

American Indian	408	0.3%
Asian	3,445	2.8%
Hispanic	11,089	9.2%
Black	39,353	32.5%
White	66,643	55.1%
TOTAL	120,938	100%

* Figures taken from fall enrollment - not Sept. 30 count.

Other Facts:

2005-2006 Public Students Receiving Free or Reduced Lunch	35.4%
2005-2006 Limited English Proficient	5,743
2005-2006 Public Students Transported	88.8%

Percent of May 2006 Advanced Placement Exams with Qualifying Scores for Public Schools:

Delaware	55%	Nation	58%
----------------	-----	--------------	-----

2005-2006 High School Completers:

Regular Delaware Diplomas	7,298
James H. Groves Diplomas	334
General Education Development Recipient(under 20)	127
Certificates	144

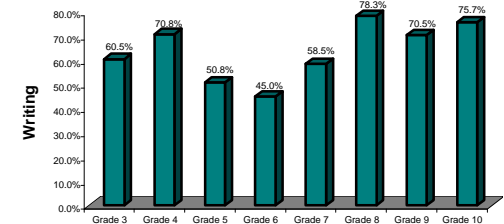
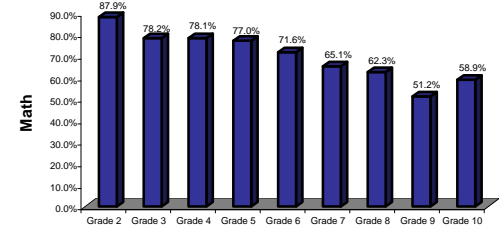
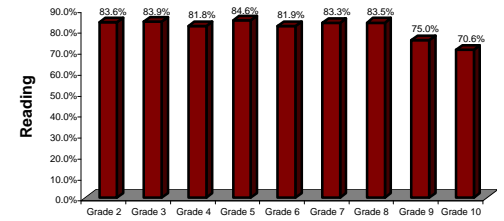
The Department of Education does not discriminate in employment or educational programs, services or activities, based on race, national origin, sex, age, or handicap in accordance with state and federal laws. Inquiries should be directed to the Department of Education, Director, Human Resources and Quality Management, 401 Federal Street, Suite #2, Dover, Delaware 19901, (302) 739-4604.

This publication is available in microfiche from the Bureau of Archives and Records, Hall of Records, 121 Duke of York Street, Dover, 19901, and printed in the U.S.A.

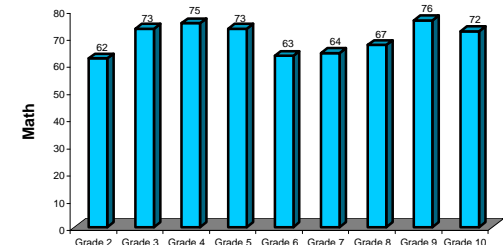
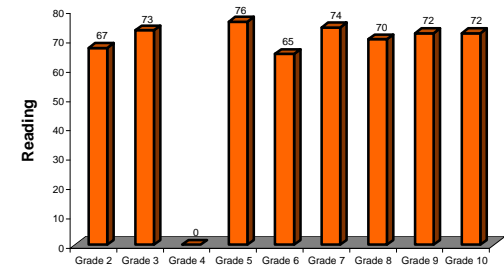
Document No. 95-01/08/06/07

**Delaware Student Testing Program
Spring 2006**

Meeting the Standard (%):

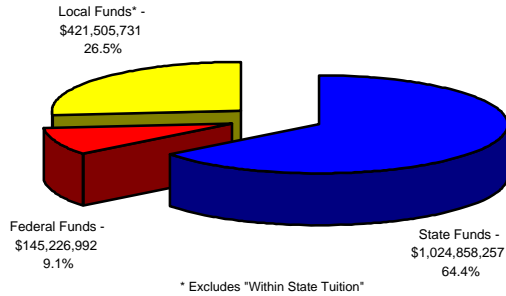


National Percentile Ranking: (Grade 4 reading not available)

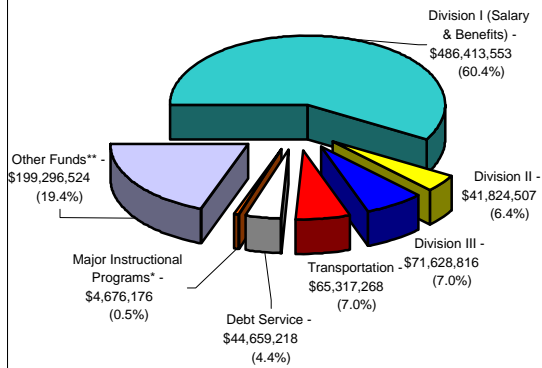


Delaware School Finance 2005-2006

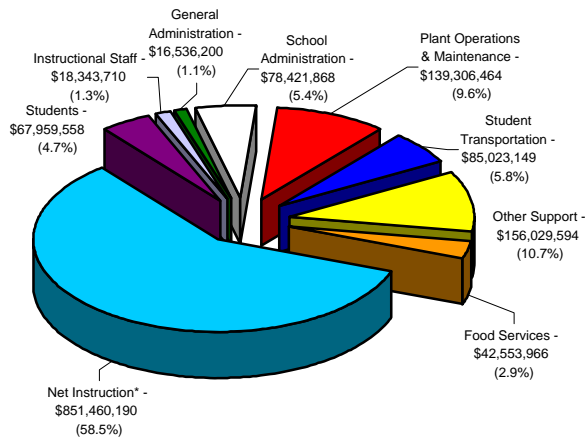
Sources of Educational Revenue



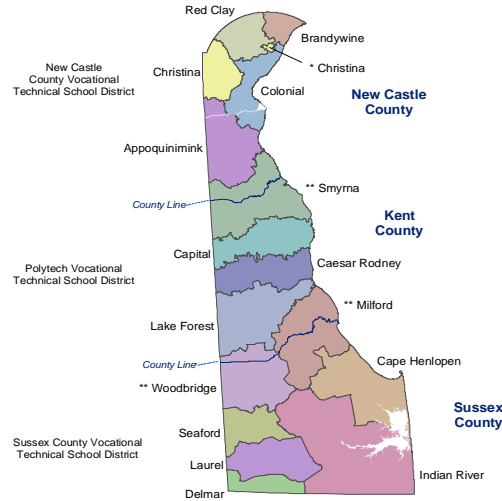
Revenue Receipts - State Appropriations



Current Expenses



Delaware School Districts



*Noncontiguous portion of Christina School District within the City of Wilmington
 **Smyrna, Milford and Woodbridge School Districts are located within two counties

Full-Time Public School Educational Personnel 2005-2006

Official/Administrative (Superintendents, Directors, Supervisors, Principals, etc)	684	4.6%
Classroom Teachers	7,731	52.0%
Elementary Regular	2,953	
Secondary Regular	3,177	
Elementary Special	911	
Secondary Special	690	
Instructional Support (Librarians, Guidance, Specialists, etc.)	668	4.5%
Professional - Other (Nurses, Speech/Hearing Therapists, Psychologists, Hom Visitors, etc.)	640	4.3%
Skilled and Service Workers (Custodians, Secretaries, Clerks, Aides, Cafeteria Workers, etc.)	5,139	34.6%
TOTAL PERSONNEL	14,862	100.0%

EDUCATION INFORMATION HELP LINES

(800) 464-4357 - In State
(800) 273-9500 - Out of State

Fingertip Facts on Education 2005-2006

State of  Delaware

Department of Education

Valerie A. Woodruff
Secretary of Education

Nancy J. Wilson, Ph.D.
Deputy Secretary of Education

Michael Owens, Ed.D.
Associate Secretary

Robin R. Taylor
Associate Secretary

Dorcell Spence
Associate Secretary



Summer 2008

DOE Website: <http://www.doe.k12.de.us>