

TABLE 29  
INCOME, EXPENSE, AND BALANCES  
BY CHARTER SCHOOL  
2007-2008

District	Balance July 1, 2007	Net Income Revenue And Nonrevenue	Total Balance And Income	Net Total Expenditures	Balance June 30, 2008
<b>CHARTER SCHOOL</b>					
Charter School of Wilmington	4,745,428	8,468,984	13,214,412	8,027,789	5,186,624
Positive Outcms	489,013	1,875,152	2,364,164	1,897,143	467,021
East Side	758,823	3,751,811	4,510,634	4,285,528	225,105
Campus Comm	365,794	5,583,521	5,949,315	5,295,713	653,602
Thomas Edison	1,853,401	8,805,978	10,659,379	8,670,078	1,989,301
Sussex Academy	994,035	3,047,038	4,041,073	2,847,372	1,193,702
Delaware Military Academy	986,224	5,489,580	6,475,804	5,671,064	804,740
Kuumba	132,229	2,884,221	3,016,449	2,749,974	266,476
Marion T. Academy	594,194	5,807,288	6,401,482	5,582,809	818,673
Providence Creek	951,361	5,520,911	6,472,272	5,683,733	788,539
MOT	2,958,525	6,321,457	9,279,982	5,728,162	3,551,820
Newark Charter	2,691,747	12,663,512	15,355,259	11,032,851	4,322,408
Academy of Dover	132,351	2,360,179	2,492,530	2,406,371	86,159
Sussex College	0	0	0	0	0
Odyssey	146,818	2,266,397	2,413,215	2,161,802	251,414
Fam Foundations Acad	43,200	3,167,944	3,211,143	3,072,183	138,960
Pencader Charter High	167,750	4,439,586	4,607,336	4,581,882	25,454
Moyer Academy	257,117	3,597,295	3,854,411	3,521,115	333,296
<b>CHARTER SCHOOL TOTAL</b>	<b>18,268,010</b>	<b>86,050,854</b>	<b>104,318,860</b>	<b>83,215,569</b>	<b>21,103,294</b>

Source: School Districts' Annual Financial Statement To DOE Finance Section

**Figure 54**  
**Sources of Educational Revenue in Delaware for Charter Schools**  
**2007-2008**

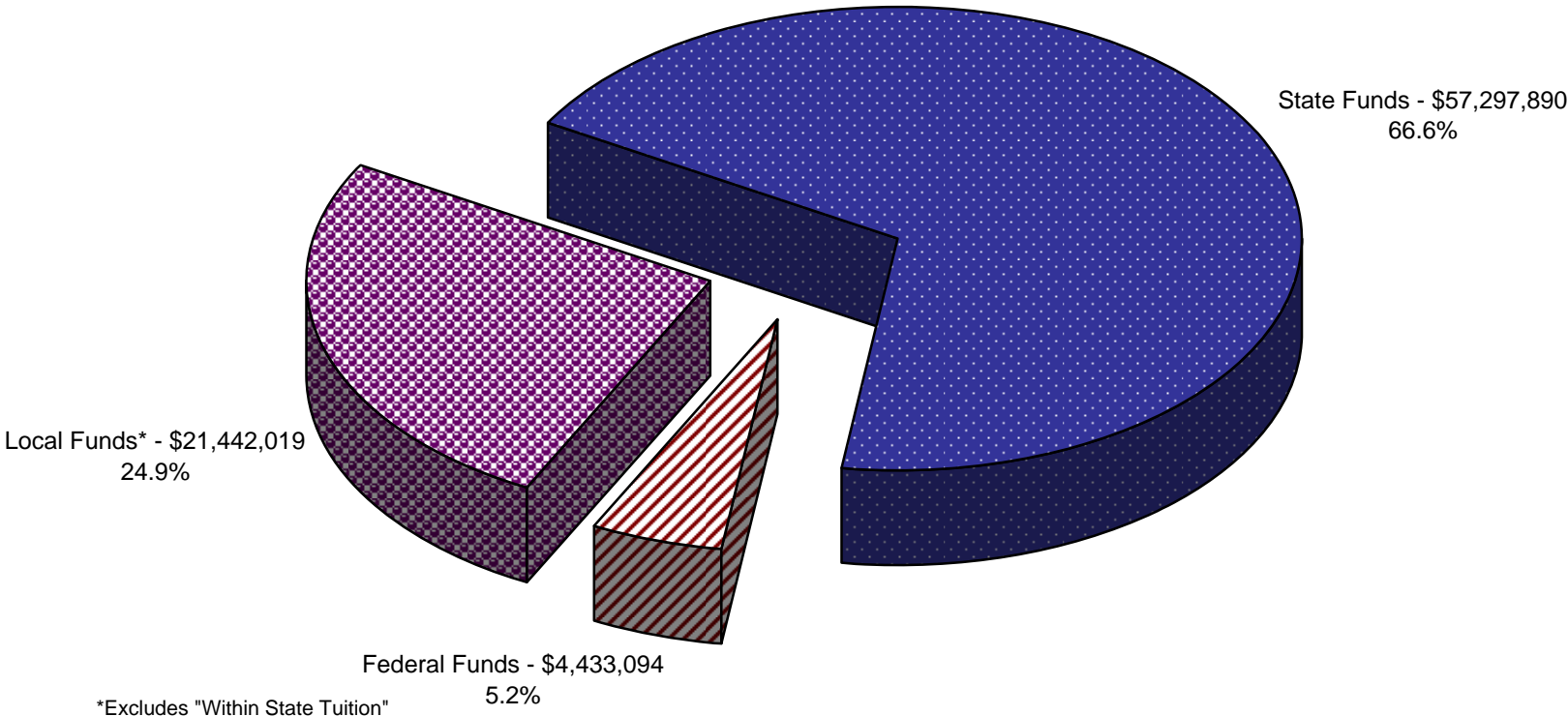


TABLE 30  
INCOME SOURCES BY CHARTER SCHOOL  
2007-2008

District	Revenue Receipts				Nonrevenue Receipts			Net Total Income
	State	Federal	Net Local	Total	State	Local	Total	
<b>CHARTER SCHOOL</b>								
Charter School of Wilmington	5,583,593	7,541	2,877,850	8,468,984	0	0	0	8,468,984
Positive Outcms	1,446,410	192,734	236,008	1,875,152	0	0	0	1,875,152
East Side	2,036,787	220,524	1,494,500	3,751,811	0	0	0	3,751,811
Campus Comm	4,586,374	280,556	716,591	5,583,521	0	0	0	5,583,521
Thomas Edison	5,199,733	832,265	2,773,980	8,805,978	0	0	0	8,805,978
Sussex Academy	2,300,247	110,439	636,352	3,047,038	0	0	0	3,047,038
Delaware Military Academy	3,349,468	198,196	1,941,916	5,489,580	0	0	0	5,489,580
Kuumba	1,592,928	466,783	824,509	2,884,221	0	0	0	2,884,221
Marion T. Academy	3,406,852	555,443	1,844,993	5,807,288	0	0	0	5,807,288
Providence Creek	4,405,694	274,345	840,872	5,520,911	0	0	0	5,520,911
MOT	4,851,742	172,634	1,297,081	6,321,457	0	0	0	6,321,457
Newark Charter	8,251,926	161,309	4,250,278	12,663,512	0	0	0	12,663,512
Academy of Dover	1,748,794	364,675	246,710	2,360,179	0	0	0	2,360,179
Sussex College	0	0	0	0	0	0	0	0
Odyssey	1,436,747	134,597	695,053	2,266,397	0	0	0	2,266,397
Fam Foundations Acad	2,157,977	73,935	936,031	3,167,944	0	0	0	3,167,944
Pencader Charter High	2,798,236	168,123	1,473,227	4,439,586	0	0	0	4,439,586
Moyer Academy	2,144,382	218,995	1,233,918	3,597,295	0	0	0	3,597,295
<b>CHARTER SCHOOL TOTAL</b>	<b>57,297,890</b>	<b>4,433,094</b>	<b>21,442,019</b>	<b>86,050,854</b>	<b>0</b>	<b>0</b>	<b>0</b>	<b>86,050,854</b>

Source: School Districts' Annual Financial Statement To DOE Finance Section

TABLE 31  
REVENUE RECEIPTS  
STATE APPROPRIATIONS FOR CHARTER SCHOOLS  
2007-2008

District	Division I	Division I	Division II	Division II	Division III	Trans-	Debt Service	
	Salaries	Other Cost	Energy	Other Cost	Equalization	Portation	Principal	Interest
<b>CHARTER SCHOOL</b>								
Charter School of Wilmington	0	0	0	0	0	0	0	0
Positive Outcms	0	0	0	0	0	0	0	0
East Side	0	0	0	0	0	0	0	0
Campus Comm	0	0	0	0	0	0	0	0
Thomas Edison	0	0	0	0	0	0	0	0
Sussex Academy	0	0	0	0	0	0	0	0
Delaware Military Academy	0	0	0	0	0	0	0	0
Kuumba	0	0	0	0	0	0	0	0
Marion T. Academy	0	0	0	0	0	0	0	0
Providence Creek	0	0	0	0	0	0	0	0
MOT	0	0	0	0	0	0	0	0
Newark Charter	0	0	0	0	0	0	0	0
Academy of Dover	0	0	0	0	0	0	0	0
Sussex College	0	0	0	0	0	0	0	0
Odyssey	0	0	0	0	0	0	0	0
Fam Foundations Acad	0	0	0	0	0	0	0	0
Pencader Charter High	0	0	0	0	0	0	0	0
Moyer Academy	0	0	0	0	0	0	0	0
<b>CHARTER SCHOOL TOTAL</b>	<b>0</b>	<b>0</b>	<b>0</b>	<b>0</b>	<b>0</b>	<b>0</b>	<b>0</b>	<b>0</b>

Note: Row totals may vary due to rounding.

Source: School Districts' Annual Financial Statement To DOE Finance Section

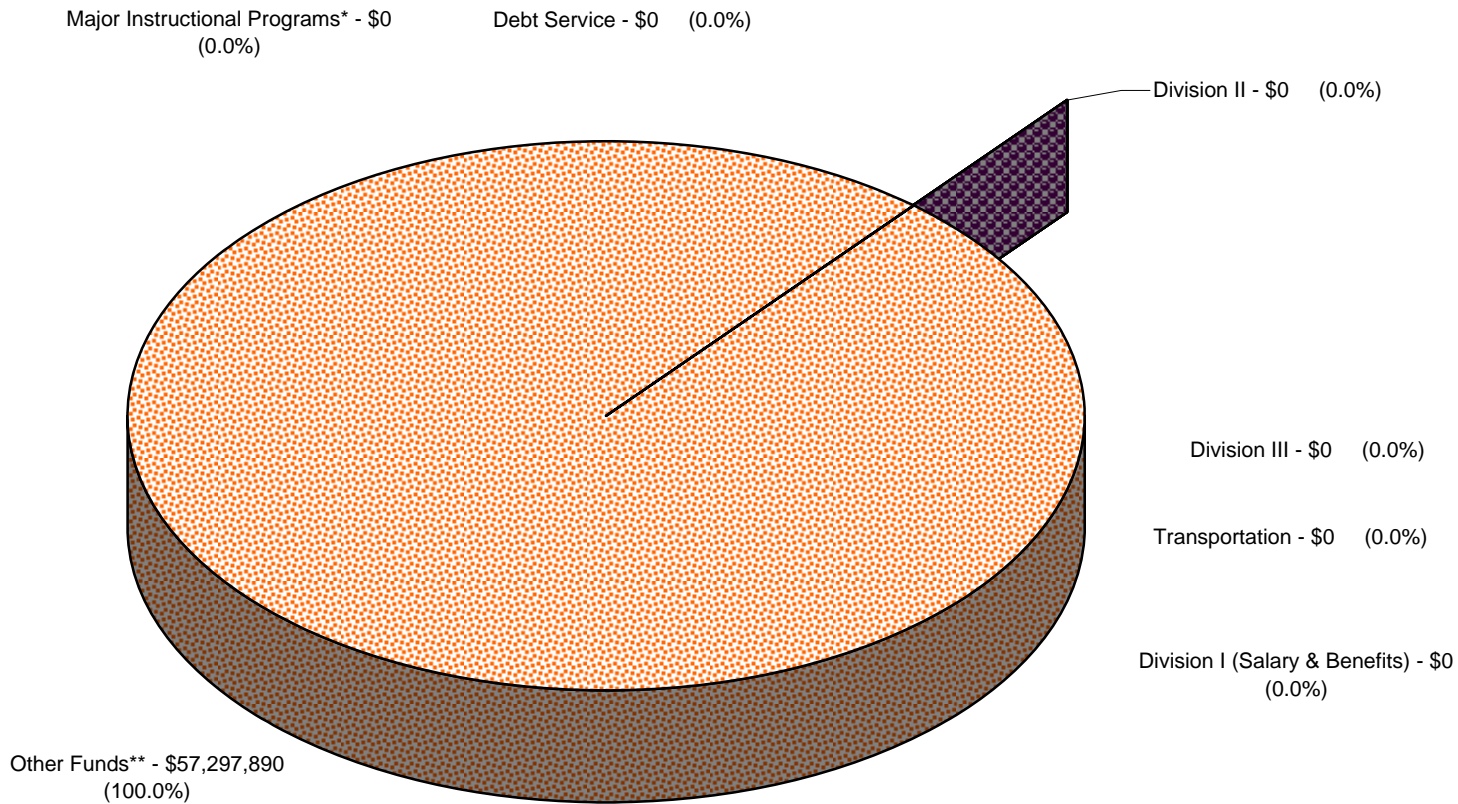
TABLE 31 (CONTINUED)  
REVENUE RECEIPTS FOR CHARTER SCHOOLS  
STATE APPROPRIATIONS  
2007-2008

District	Academic Allocation	Related Services *	Other State	Total State
<b>CHARTER SCHOOL</b>				
Charter School of Wilmington	0	0	5,583,593	5,583,593
Positive Outcms	0	0	1,446,410	1,446,410
East Side	0	0	2,036,787	2,036,787
Campus Comm	0	0	4,586,374	4,586,374
Thomas Edison	0	0	5,199,733	5,199,733
Sussex Academy	0	0	2,300,247	2,300,247
Delaware Military Academy	0	0	3,349,468	3,349,468
Kuumba	0	0	1,592,928	1,592,928
Marion T. Academy	0	0	3,406,852	3,406,852
Providence Creek	0	0	4,405,694	4,405,694
MOT	0	0	4,851,742	4,851,742
Newark Charter	0	0	8,251,926	8,251,926
Academy of Dover	0	0	1,748,794	1,748,794
Sussex College	0	0	0	0
Odyssey	0	0	1,436,747	1,436,747
Fam Foundations Acad	0	0	2,157,977	2,157,977
Pencader Charter High	0	0	2,798,236	2,798,236
Moyer Academy	0	0	2,144,382	2,144,382
<b>CHARTER SCHOOL TOTAL</b>	<b>0</b>	<b>0</b>	<b>57,297,890</b>	<b>57,297,890</b>

Note: Row totals may vary due to rounding. \* Related Services Reflects Contractual Option Only

Source: School Districts' Annual Financial Statement To DOE Finance Section

**Figure 55  
Revenue Receipts  
State Appropriations for Charter Schools  
2007-2008**



\*Major Instructional Programs include: Academic Units, Academic Allocation, Related Services for Disabled.

\*\*Other Funds Include: Substitute Teachers, Homebound, Driver Education Cars, Computer Grants, Staff development, Pregnant Students Summer Vocational, Private Placement of handicapped, general Fund support of construction, minor capital improvements and school building maintenance, school discipline programs, etc.

TABLE 32  
REVENUE RECEIPTS FOR CHARTER SCHOOLS  
FEDERAL SOURCES  
2007-2008

District	IASA Title I	IASA Title VI	IDEA-B Basic	IDEA-B Pre-School	IASA Migrant	Public Law 874	IASA Title II
<b>CHARTER SCHOOL</b>							
Charter School of Wilmington	0	0	0	0	0	0	6,024
Positive Outcms	114,993	313	42,794	0	0	0	10,485
East Side	117,820	57	74,794	598	0	0	23,683
Campus Comm	102,716	1,714	144,905	0	0	0	13,533
Thomas Edison	510,814	5,938	266,738	1,618	0	0	41,264
Sussex Academy	27,435	1,752	67,905	0	0	0	10,134
Delaware Military Academy	11,475	503	153,836	0	0	0	16,029
Kuumba	101,935	505	93,056	1,238	0	0	23,515
Marion T. Academy	402,491	5,496	103,496	0	0	0	25,374
Providence Creek	120,032	1,662	106,460	1,141	0	0	38,203
MOT	18,444	1,815	119,400	772	0	0	12,889
Newark Charter	39,156	1,722	97,047	0	0	0	20,379
Academy of Dover	253,432	2,443	66,878	4,266	0	0	32,126
Sussex College	0	0	0	0	0	0	0
Odyssey	0	359	0	0	0	0	8,104
Fam Foundations Acad	2,377	713	31,581	0	0	0	15,070
Pencader Charter High	45,188	0	9,366	0	0	0	9,615
Moyer Academy	37,736	823	33,982	0	0	0	19,976
<b>CHARTER SCHOOL TOTAL</b>	<b>1,906,044</b>	<b>25,815</b>	<b>1,412,238</b>	<b>9,633</b>	<b>0</b>	<b>0</b>	<b>326,403</b>

Note: Row totals may vary due to rounding.

Source: School Districts' Annual Financial Statement To DOE Finance Section

TABLE 32 (CONTINUED)  
REVENUE RECEIPTS FOR CHARTER SCHOOLS  
FEDERAL SOURCES  
2007-2008

District	Vocational Education	Adult Basic Education	Drug Free Schools	Other	Total Federal
CHARTER SCHOOL					
Charter School of Wilmington	0	0	1,517	0	7,541
Positive Outcms	23,071	0	317	761	192,734
East Side	0	0	3,673	13	220,524
Campus Comm	15,964	0	45	1,679	280,556
Thomas Edison	0	0	3,270	2,624	832,265
Sussex Academy	0	0	3,213	0	110,439
Delaware Military Academy	10,278	0	3,189	2,884	198,196
Kuumba	0	0	4,778	241,756	466,783
Marion T. Academy	14,997	0	896	2,693	555,443
Providence Creek	0	0	4,062	2,784	274,345
MOT	15,000	0	3,043	1,272	172,634
Newark Charter	0	0	3,004	0	161,309
Academy of Dover	0	0	1,289	4,241	364,675
Sussex College	0	0	0	0	0
Odyssey	0	0	445	125,689	134,597
Fam Foundations Acad	0	0	1,206	22,988	73,935
Pencader Charter High	0	0	2,252	101,702	168,123
Moyer Academy	0	0	3,145	123,332	218,995
<b>CHARTER SCHOOL TOTAL</b>	<b>79,310</b>	<b>0</b>	<b>39,344</b>	<b>634,418</b>	<b>4,433,094</b>

Note: Row totals may vary due to rounding.

Source: School Districts' Annual Financial Statement To DOE Finance Section

TABLE 33  
REVENUE RECEIPTS FOR CHARTER SCHOOLS  
LOCAL SOURCES  
2007-2008

District	<i>Current Expenses</i>						Total
	Taxes For Current Operations	Tuition Incoming	Interest Received	Rent Income	Athletic Funds	Other	
<b>CHARTER SCHOOL</b>							
Charter School of Wilmington	0	2,575,492	268,327	0	5,037	28,994	2,877,850
Positive Outcms	0	0	18,185	0	0	220,970	239,155
East Side	0	854,864	27,186	0	0	612,450	1,494,500
Campus Comm	0	605,491	24,549	0	0	86,551	716,591
Thomas Edison	0	920,635	111,048	0	0	1,742,297	2,773,980
Sussex Academy	0	0	49,946	0	0	586,407	636,352
Delaware Military Academy	0	1,324,963	59,862	0	146,555	411,435	1,942,815
Kuumba	0	284,893	15,915	0	0	523,726	824,534
Marion T. Academy	0	679,687	52,597	0	0	1,113,392	1,845,675
Providence Creek	0	665,355	24,990	0	5,995	147,336	843,676
MOT	0	1,063,351	166,925	20,685	0	46,120	1,297,081
Newark Charter	0	3,563,840	194,996	27,150	4,380	459,911	4,250,278
Academy of Dover	0	216,264	6,333	0	0	24,113	246,710
Sussex College	0	0	0	0	0	0	0
Odyssey	0	302,471	13,372	0	0	379,210	695,053
Fam Foundations Acad	0	237,079	17,963	0	0	680,989	936,031
Pencader Charter High	0	1,063,502	10,384	0	0	399,341	1,473,227
Moyer Academy	0	253,541	22,259	0	0	958,117	1,233,918
<b>CHARTER SCHOOL TOTAL</b>	<b>0</b>	<b>14,611,428</b>	<b>1,084,837</b>	<b>47,835</b>	<b>161,967</b>	<b>8,421,359</b>	<b>24,327,426</b>

Note: Row totals may vary due to rounding.

Source: School Districts' Annual Financial Statement To DOE Finance Section

TABLE 33 (CONTINUED)  
REVENUE RECEIPTS FOR CHARTER SCHOOLS  
LOCAL SOURCES  
2007-2008

District	<i>Other Than Current Expenses</i>					Total Other	Net Revenue Receipts
	Taxes For	Taxes For	Interest	Taxes For			
	Tuition Outgoing	Debt Service	Construction Fund	Minor Caps.			
<b>CHARTER SCHOOL</b>							
Charter School of Wilmington	0	0	0	0	0	0	2,877,850
Positive Outcms	0	0	0	0	0	0	236,008
East Side	0	0	0	0	0	0	1,494,500
Campus Comm	0	0	0	0	0	0	716,591
Thomas Edison	0	0	0	0	0	0	2,773,980
Sussex Academy	0	0	0	0	0	0	636,352
Delaware Military Academy	0	0	0	0	0	0	1,941,916
Kuumba	0	0	0	0	0	0	824,509
Marion T. Academy	0	0	0	0	0	0	1,844,993
Providence Creek	0	0	0	0	0	0	840,872
MOT	0	0	0	0	0	0	1,297,081
Newark Charter	0	0	0	0	0	0	4,250,278
Academy of Dover	0	0	0	0	0	0	246,710
Sussex College	0	0	0	0	0	0	0
Odyssey	0	0	0	0	0	0	695,053
Fam Foundations Acad	0	0	0	0	0	0	936,031
Pencader Charter High	0	0	0	0	0	0	1,473,227
Moyer Academy	0	0	0	0	0	0	1,233,918
<b>CHARTER SCHOOL TOTAL</b>	<b>0</b>	<b>0</b>	<b>0</b>	<b>0</b>	<b>0</b>	<b>0</b>	<b>24,319,869</b>

Source: School Districts' Annual Financial Statement To DOE Finance Section

TABLE 34  
 CHARTER SCHOOL REVENUE RECEIPTS PER PUPIL BASED ON SEPTEMBER 30, 2007 ENROLLMENT  
 2007-2008

District	Enrollment	LOCAL REVENUE								State, Federal	
		State Revenue Total	Federal Revenue Total	For Current Expenses			For Other Than Current Expenses			Local**** Revenue Total	Local Revenue Total*****
				Taxes	In-Tuition	Other** Sources	Tuition Outgoing	Debt Service	Other***		
<b>CHARTER SCHOOL</b>											
Charter School of Wilmington	957	5,834	8	0	2,691	316	0	0	0	3,007	8,850
Positive Outcms	116	12,469	1,662	0	0	2,062	0	0	0	2,035	16,165
East Side	284	7,172	776	0	3,010	2,252	0	0	0	5,262	13,211
Campus Comm	593	7,734	473	0	1,021	187	0	0	0	1,208	9,416
Thomas Edison	833	6,242	999	0	1,105	2,225	0	0	0	3,330	10,571
Sussex Academy	323	7,122	342	0	0	1,970	0	0	0	1,970	9,434
Delaware Military Academy	520	6,441	381	0	2,548	1,188	0	0	0	3,734	10,557
Kuumba	243	6,555	1,921	0	1,172	2,221	0	0	0	3,393	11,869
Marion T. Academy	559	6,095	994	0	1,216	2,086	0	0	0	3,301	10,389
Providence Creek	662	6,655	414	0	1,005	269	0	0	0	1,270	8,340
MOT	676	7,177	255	0	1,573	346	0	0	0	1,919	9,351
Newark Charter	1,289	6,402	125	0	2,765	533	0	0	0	3,297	9,824
Academy of Dover	205	8,531	1,779	0	1,055	149	0	0	0	1,203	11,513
Sussex College	0	-	-	-	-	-	-	-	-	-	-
Odyssey	203	27,505	37	0	12,687	1,489	0	0	0	14,177	41,719
Family Foundations	309	18,070	24	0	8,335	979	0	0	0	9,313	27,408
Pencader Business	435	12,836	17	0	5,921	695	0	0	0	6,616	19,469
Moyer Academy	305	18,307	25	0	8,444	991	0	0	0	9,436	27,767
<b>CHARTER SCHOOL TOTAL</b>	<b>8,512</b>	<b>\$6,731</b>	<b>\$521</b>	<b>\$0</b>	<b>\$1,717</b>	<b>\$1,141</b>	<b>\$0</b>	<b>\$0</b>	<b>\$0</b>	<b>\$2,857</b>	<b>\$10,109</b>

\*Part-time students are excluded from totals. \*\*Includes interest, rent, athletic funds and other. \*\*\*Such as interest for construction and minor capital improvements.

\*\*\*\*Local revenue receipts adjusted for Within State tuition. \*\*\*\*\*Row totals may vary due to rounding. Note: State Revenue includes school construction funding provided through General Funds rather than through the sale of bonds.

Source: Technology Management and Design

TABLE 35  
 CHARTER SCHOOL REVENUE RECEIPTS PER PUPIL BASED ON AVERAGE DAILY ATTENDANCE (ADA)  
 2007-2008

District	ADA	LOCAL REVENUE								State, Federal	
		State Revenue Total	Federal Revenue Total	For Current Expenses			For Other Than Current Expenses			Local****	Local
				Taxes	In-Tuition	Other** Sources	Tuition Outgoing	Debt Service	Other***	Revenue Total	Revenue Total*****
<b>CHARTER SCHOOL</b>											
Charter School of Wilmington	929	6,010	8	0	2,772	325	0	0	0	3,098	9,116
Positive Outcms	100	14,464	1,927	0	0	2,392	0	0	0	2,360	18,752
East Side	303	6,722	728	0	2,821	2,111	0	0	0	4,932	12,382
Campus Comm	603	7,606	465	0	1,004	184	0	0	0	1,188	9,260
Thomas Edison	768	6,770	1,084	0	1,199	2,413	0	0	0	3,612	11,466
Sussex Academy	306	7,517	361	0	0	2,080	0	0	0	2,080	9,958
Delaware Military Academy	489	6,850	405	0	2,710	1,264	0	0	0	3,971	11,226
Kuumba	215	7,409	2,171	0	1,325	2,510	0	0	0	3,835	13,415
Marion T. Academy	434	7,850	1,280	0	1,566	2,687	0	0	0	4,251	13,381
Providence Creek	631	6,982	435	0	1,054	283	0	0	0	1,333	8,749
MOT	651	7,453	265	0	1,633	359	0	0	0	1,992	9,710
Newark Charter	1,244	6,633	130	0	2,865	552	0	0	0	3,417	10,180
Academy of Dover	206	8,489	1,770	0	1,050	148	0	0	0	1,198	11,457
Sussex College	0	-	-	-	-	-	-	-	-	-	-
Odyssey	192	7,483	701	0	1,575	2,045	0	0	0	3,620	11,804
Fam Foundations Acad	304	7,099	243	0	780	2,299	0	0	0	3,079	10,421
Pencader Charter High	397	7,048	423	0	2,679	1,032	0	0	0	3,711	11,183
Moyer Academy	252	8,509	869	0	1,006	3,890	0	0	0	4,897	14,275
<b>CHARTER SCHOOL TOTAL</b>	<b>8,024</b>	<b>\$7,141</b>	<b>\$552</b>	<b>\$0</b>	<b>\$1,821</b>	<b>\$1,211</b>	<b>\$0</b>	<b>\$0</b>	<b>\$0</b>	<b>\$3,031</b>	<b>\$10,724</b>

\*Part-time students are excluded from totals. \*\*Includes interest, rent, athletic funds and other. \*\*\*Such as interest for construction and minor capital improvements.

\*\*\*\*Local revenue receipts adjusted for Within State tuition. \*\*\*\*\*Row totals may vary due to rounding. Note: State Revenue includes school construction funding provided through General Funds rather than through the sale of bonds.

Source: Technology Management and Design

TABLE 36  
NONREVENUE RECEIPTS FOR CHARTER SCHOOLS  
2007-2008

District	Sale Of Bonds			Other State	Local			Total Nonrevenue Receipts
	State	Local	Total		Sale of Property	Insurance Adjustments	Other Nonrevenue	
<b>CHARTER SCHOOL</b>								
Charter School of Wilmington	0	0	0	0	0	0	0	0
Positive Outcms	0	0	0	0	0	0	0	0
East Side	0	0	0	0	0	0	0	0
Campus Comm	0	0	0	0	0	0	0	0
Thomas Edison	0	0	0	0	0	0	0	0
Sussex Academy	0	0	0	0	0	0	0	0
Delaware Military Academy	0	0	0	0	0	0	0	0
Kuumba	0	0	0	0	0	0	0	0
Marion T. Academy	0	0	0	0	0	0	0	0
Providence Creek	0	0	0	0	0	0	0	0
MOT	0	0	0	0	0	0	0	0
Newark Charter	0	0	0	0	0	0	0	0
Academy of Dover	0	0	0	0	0	0	0	0
Sussex College	0	0	0	0	0	0	0	0
Odyssey	0	0	0	0	0	0	0	0
Fam Foundations Acad	0	0	0	0	0	0	0	0
Pencader Charter High	0	0	0	0	0	0	0	0
Moyer Academy	0	0	0	0	0	0	0	0
<b>TOTAL ALL DISTRICTS, STATE</b>	<b>0</b>	<b>0</b>	<b>0</b>	<b>0</b>	<b>0</b>	<b>0</b>	<b>0</b>	<b>0</b>

Note: Row totals may vary due to rounding.

Source: School Districts' Annual Financial Statement To DOE Finance Section

TABLE 37  
TOTAL EXPENSES  
SUMMARY BY CHARTER SCHOOL  
2007-2008

District	Net Current Expenses	Community Service	Adult Non-Public	Facilities Construction	Debt Service	Net Total Expenses
CHARTER SCHOOL						
Charter School of Wilmington	8,027,789	0	0	0	0	8,027,789
Positive Outcms	1,897,143	0	0	0	0	1,897,143
East Side	4285273	0	0	255	0	4285528
Campus Comm	5,294,561	0	0	1,153	0	5,295,713
Thomas Edison	8,561,064	0	0	109,013	0	8,670,078
Sussex Academy	2,847,372	0	0	0	0	2,847,372
Delaware Military Academy	5,357,563	0	0	54,440	259,061	5,671,064
Kuumba	2,748,156	0	0	1,818	0	2,749,974
Marion T. Academy	5,582,809	0	0	0	0	5,582,809
Providence Creek	4,970,947	0	0	712,786	0	5,683,733
MOT	5,223,123	0	0	505,038	0	5,728,162
Newark Charter	9,874,579	0	0	415,816	742,456	11,032,851
Academy of Dover	2,406,346	0	0	25	0	2,406,371
Sussex College	0	0	0	0	0	0
Odyssey	2,148,849	0	0	12,952	0	2,161,802
Fam Foundations Acad	3,070,425	0	0	1,758	0	3,072,183
Pencader Charter High	4,473,875	0	0	108,007	0	4,581,882
Moyer Academy	3,438,126	0	0	82,989	0	3,521,115
<b>CHARTER SCHOOL TOTAL</b>	<b>80,208,000</b>	<b>0</b>	<b>0</b>	<b>2,006,050</b>	<b>1,001,517</b>	<b>83,215,569</b>

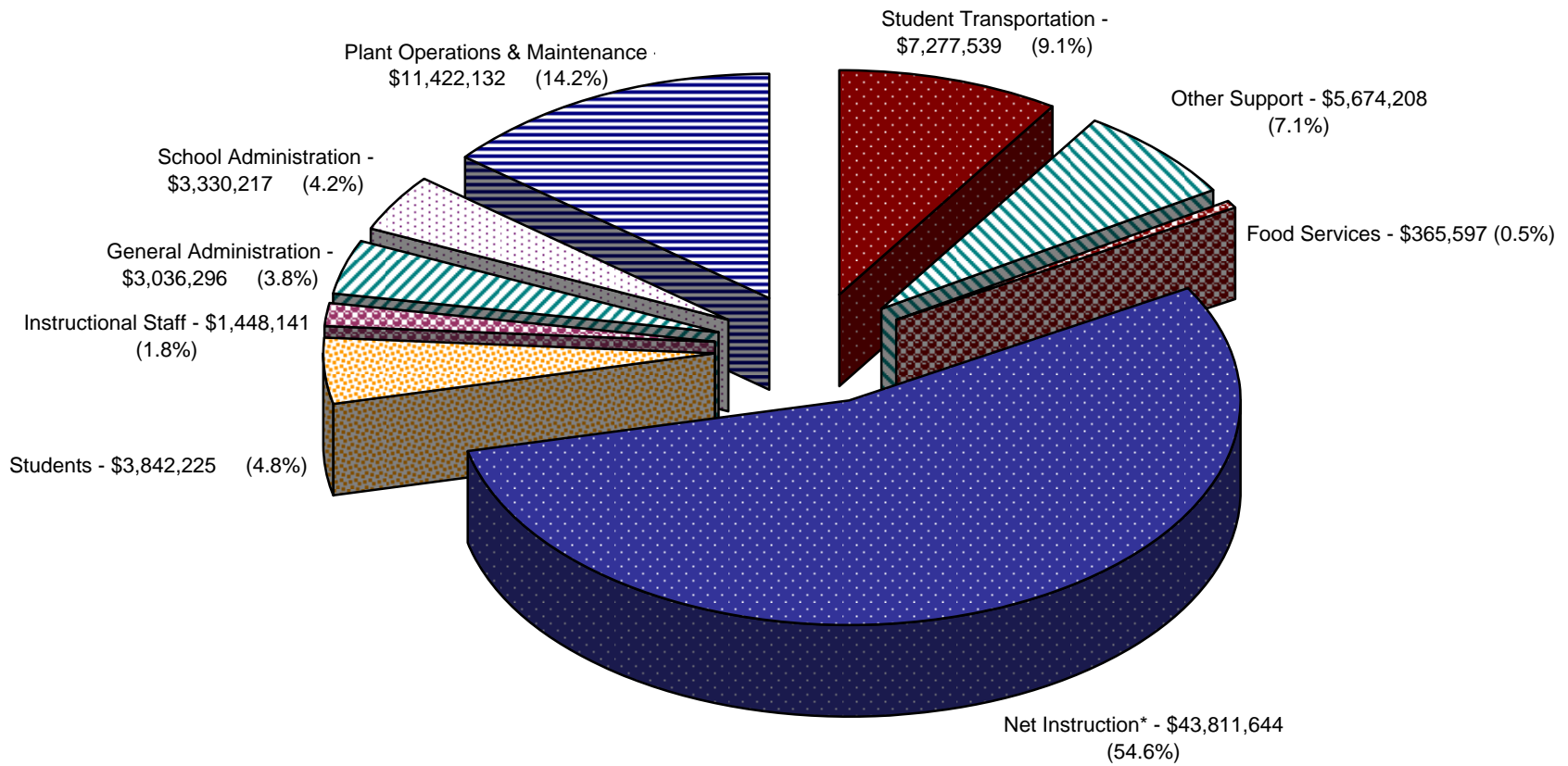
Source: School Districts' Annual Financial Statement To DOE Finance Section

TABLE 38  
CURRENT EXPENSES  
SUMMARY BY CHARTER SCHOOL  
2007-2008

District	Net Instruction	Support Services							Food Services	Net Current Expense
		Students	Instruct. Staff	General Admin.	School Admin.	Operation & Maint.	Student Trans.	Other Support		
<b>CHARTER SCHOOL</b>										
Charter School of Wilmington	5,285,367	505,627	918	369,790	131,981	25,526	994,827	697,717	16,036	8,027,789
Positive Outcms	1,168,915	140,155	1,097	203,232	102,917	223,907	11,422	39,688	5,810	1,897,143
East Side	2,198,986	77,701	0	343,292	57,877	813,278	527,527	243,570	23,042	4,285,273
Campus Comm	3,473,236	229,899	100,873	245,140	316,267	716,075	37,449	171,036	4,585	5,294,561
Thomas Edison	4,914,907	285,655	135,354	6,587	148,317	1,318,094	928,935	809,494	13,721	8,561,064
Sussex Academy	1,722,224	68,107	0	4,465	188,558	452,992	244,904	166,121	0	2,847,372
Delaware Military Academy	3,206,592	573,271	33,553	33,142	308,533	891,651	45,359	247,656	17,806	5,357,563
Kuumba	1,306,022	116,370	1,793	518	519,874	400,773	134,910	255,743	12,153	2,748,156
Marion T. Academy	2,734,171	356,959	119,663	256,568	276,781	804,583	513,932	414,980	105,172	5,582,809
Providence Creek	2,625,070	195,406	229,413	288,500	150,651	1,066,905	301,468	113,536	0	4,970,947
MOT	3,086,868	253,603	10,147	140,455	434,685	467,494	598,264	162,728	68,879	5,223,123
Newark Charter	5,795,741	484,901	356,368	238,319	370,350	977,337	1,357,216	294,346	0	9,874,579
Academy of Dover	1,089,034	91,101	1,849	149,453	75,583	569,010	175,343	222,958	32,015	2,406,346
Sussex College	0	0	0	0	0	0	0	0	0	0
Odyssey	890,300	106,150	0	120,105	43,177	676,014	202,430	106,418	4,255	2,148,849
Fam Foundations Acad	1,404,032	180,008	66,005	183,643	34,683	454,080	471,701	244,962	31,312	3,070,425
Pencader Charter High	1,359,167	38,118	1,723	71,887	47,253	1,028,629	480,448	1,446,650	0	4,473,875
Moyer Academy	1,551,012	139,194	389,385	381,200	122,730	535,784	251,404	36,605	30,811	3,438,126
<b>CHARTER SCHOOL TOTAL</b>	<b>43,811,644</b>	<b>3,842,225</b>	<b>1,448,141</b>	<b>3,036,296</b>	<b>3,330,217</b>	<b>11,422,132</b>	<b>7,277,539</b>	<b>5,674,208</b>	<b>365,597</b>	<b>80,208,000</b>

Source: School Districts' Annual Financial Statement To DOE Finance Section

**FIGURE 56**  
**Current Expenses by Charter School**  
**Delaware School Finance**  
**2007-2008**



Total \$80,208,000

Source: Technology Management and Design

TABLE 39  
CURRENT EXPENSES BY CHARTER SCHOOL  
INSTRUCTION  
2007-2008

District	Salaries	Employee Benefits	Contracted Services	Tuition (Outside State)	Tuition (LEA'S Within State)	Supplies	Capital Outlay	Other Expenses	Net Instruction
<b>CHARTER SCHOOL</b>									
Charter School of Wilmington	3,560,425	1,268,676	84,669	0	0	278,809	15,199	77,589	5,285,367
Positive Outcms	715,738	298,654	34,750	0	3,148	116,179	0	3,594	1,168,915
East Side	1,331,429	509,717	78,148	0	0	263,011	280	16,402	2,198,986
Campus Comm	2,288,945	987,360	57,963	0	0	94,445	0	44,524	3,473,236
Thomas Edison	3,062,360	1,332,792	94,533	0	0	421,059	4,162	0	4,914,907
Sussex Academy	1,134,237	469,690	1,769	0	0	75,291	2,239	38,998	1,722,224
Delaware Military Academy	2,073,012	803,227	200,544	1,820	899	85,944	24,824	17,220	3,206,592
Kuumba	832,787	362,003	13,857	11,466	25	68,030	0	17,879	1,306,022
Marion T. Academy	1,721,762	669,374	249,453	0	682	92,593	0	989	2,734,171
Providence Creek	1,745,015	647,259	8,567	0	2,804	222,892	0	1,336	2,625,070
MOT	1,983,374	834,106	39,808	2,999	0	149,453	25,331	51,797	3,086,868
Newark Charter	3,713,831	1,458,456	209,493	0	0	201,477	124,749	87,734	5,795,741
Academy of Dover	704,402	338,493	1,498	0	0	35,206	398	9,038	1,089,034
Sussex College	0	0	0	0	0	0	0	0	0
Odyssey	542,869	217,819	926	0	0	39,272	76,611	12,803	890,300
Fam Foundations Acad	854,297	332,731	23,670	0	0	99,313	9,328	84,693	1,404,032
Pencader Charter High	703,342	258,339	32,928	0	0	111,509	142,021	111,028	1,359,167
Moyer Academy	1,011,129	370,433	27,239	0	0	132,662	0	9,549	1,551,012
<b>CHARTER SCHOOL TOTAL</b>	<b>27,978,954</b>	<b>11,159,129</b>	<b>1,159,815</b>	<b>16,285</b>	<b>7,558</b>	<b>2,487,145</b>	<b>425,142</b>	<b>585,173</b>	<b>43,811,644</b>

Source: School Districts' Annual Financial Statement To DOE Finance Section

TABLE 40  
CURRENT EXPENSES BY CHARTER SCHOOL  
SUPPORT SERVICES: STUDENTS  
2007-2008

District	Salaries	Employee Benefits	Contracted Services	Supplies	Capital Outlay	Other	Total
<b>CHARTER SCHOOL</b>							
Charter School of Wilmington	330,866	117,897	56,370	494	0	0	505,627
Positive Outcms	89,744	37,447	11,546	1,419	0	0	140,155
East Side	44,971	17,216	14,584	930	0	0	77,701
Campus Comm	111,736	48,198	66,636	3,329	0	0	229,899
Thomas Edison	97,191	42,299	140,277	5,888	0	0	285,655
Sussex Academy	41,797	17,308	7,815	1,186	0	0	68,107
Delaware Military Academy	51,920	20,117	500,562	671	0	0	573,271
Kuumba	47,232	20,531	36,762	1,145	10,700	0	116,370
Marion T. Academy	166,100	64,575	123,528	2,757	0	0	356,959
Providence Creek	67,629	25,085	101,232	1,460	0	0	195,406
MOT	137,888	57,989	55,331	2,396	0	0	253,603
Newark Charter	260,105	102,146	117,518	5,133	0	0	484,901
Academy of Dover	38,309	18,409	33,809	574	0	0	91,101
Sussex College	0	0	0	0	0	0	0
Odyssey	73,067	29,317	2,422	1,344	0	0	106,150
Fam Foundations Acad	37,418	14,573	126,530	1,487	0	0	180,008
Pencader Charter High	14,511	5,330	13,562	66	0	4,650	38,118
Moyer Academy	98,231	35,987	1,101	3,875	0	0	139,194
<b>CHARTER SCHOOL TOTAL</b>	<b>1,708,715</b>	<b>674,424</b>	<b>1,409,585</b>	<b>34,154</b>	<b>10,700</b>	<b>4,650</b>	<b>3,842,225</b>

Note: Row totals may vary due to rounding.

Source: School Districts' Annual Financial Statement To DOE Finance Section

TABLE 41  
CURRENT EXPENSES BY CHARTER SCHOOL  
SUPPORT SERVICES: INSTRUCTIONAL STAFF  
2007-2008

District	Salaries	Employee Benefits	Contracted Services	Supplies	Capital Outlay	Other	Total
<b>CHARTER SCHOOL</b>							
Charter School of Wilmington	0	0	0	918	0	0	918
Positive Outcms	0	0	0	1,097	0	0	1,097
East Side	0	0	0	0	0	0	0
Campus Comm	52,823	22,786	0	25,264	0	0	100,873
Thomas Edison	82,544	35,925	0	16,885	0	0	135,354
Sussex Academy	0	0	0	0	0	0	0
Delaware Military Academy	24,048	9,318	0	187	0	0	33,553
Kuumba	0	0	0	1,793	0	0	1,793
Marion T. Academy	85,419	33,208	0	1,036	0	0	119,663
Providence Creek	167,342	62,070	0	0	0	0	229,413
MOT	0	0	0	10,147	0	0	10,147
Newark Charter	200,743	78,834	0	76,791	0	0	356,368
Academy of Dover	0	0	0	1,849	0	0	1,849
Sussex College	0	0	0	0	0	0	0
Odyssey	0	0	0	0	0	0	0
Fam Foundations Acad	47,503	18,501	0	0	0	0	66,005
Pencader Charter High	1,260	463	0	0	0	0	1,723
Moyer Academy	284,394	104,189	0	802	0	0	389,385
<b>CHARTER SCHOOL TOTAL</b>	<b>946,076</b>	<b>365,294</b>	<b>0</b>	<b>136,769</b>	<b>0</b>	<b>0</b>	<b>1,448,141</b>

Note: Row totals may vary due to rounding.

Source: School Districts' Annual Financial Statement To DOE Finance Section

TABLE 42  
CURRENT EXPENSES BY CHARTER SCHOOL  
SUPPORT SERVICES: GENERAL ADMINISTRATION  
2007-2008

District	Salaries	Employee Benefits	Contracted Services	Supplies	Capital Outlay	Other	Total
CHARTER SCHOOL							
Charter School of Wilmington	223,172	79,522	64,999	2,097	0	0	369,790
Positive Outcms	128,087	53,447	21,357	341	0	0	203,232
East Side	242,445	92,816	7,988	43	0	0	343,292
Campus Comm	115,001	49,607	80,532	0	0	0	245,140
Thomas Edison	0	0	664	5,922	0	0	6,587
Sussex Academy	0	0	87	4,378	0	0	4,465
Delaware Military Academy	0	0	24,549	8,593	0	0	33,142
Kuumba	0	0	488	30	0	0	518
Marion T. Academy	128,532	49,970	78,067	0	0	0	256,568
Providence Creek	155,687	57,747	75,065	0	0	0	288,500
MOT	91,523	38,490	10,442	0	0	0	140,455
Newark Charter	126,261	49,584	42,829	19,646	0	0	238,319
Academy of Dover	96,360	46,305	6,788	0	0	0	149,453
Sussex College	0	0	0	0	0	0	0
Odyssey	79,494	31,896	8,715	0	0	0	120,105
Fam Foundations Acad	93,846	36,551	53,246	0	0	0	183,643
Pencader Charter High	0	0	71,887	0	0	0	71,887
Moyer Academy	273,902	100,346	6,952	0	0	0	381,200
<b>CHARTER SCHOOL TOTAL</b>	<b>1,754,310</b>	<b>686,281</b>	<b>554,655</b>	<b>41,050</b>	<b>0</b>	<b>0</b>	<b>3,036,296</b>

Note: Row totals may vary due to rounding.

Source: School Districts' Annual Financial Statement To DOE Finance Section

TABLE 43  
CURRENT EXPENSES BY CHARTER SCHOOL  
SUPPORT SERVICES: SCHOOL ADMINISTRATION  
2007-2008

District	Salaries	Employee Benefits	Contracted Services	Supplies	Capital Outlay	Other	Total
CHARTER SCHOOL							
Charter School of Wilmington	97,307	34,673	0	0	0	0	131,981
Positive Outcms	30,131	12,572	52,913	7,301	0	0	102,917
East Side	35,046	13,417	0	9,413	0	0	57,877
Campus Comm	199,957	86,254	28,714	1,342	0	0	316,267
Thomas Edison	92,161	40,110	0	16,045	0	0	148,317
Sussex Academy	33,292	13,786	141,298	182	0	0	188,558
Delaware Military Academy	208,802	80,904	18,827	0	0	0	308,533
Kuumba	108,507	47,167	364,200	0	0	0	519,874
Marion T. Academy	123,738	48,106	104,938	0	0	0	276,781
Providence Creek	102,182	37,901	0	10,568	0	0	150,651
MOT	294,433	123,824	0	16,428	0	0	434,685
Newark Charter	247,741	97,290	0	25,319	0	0	370,350
Academy of Dover	0	0	75,583	0	0	0	75,583
Sussex College	0	0	0	0	0	0	0
Odyssey	0	0	43,177	0	0	0	43,177
Fam Foundations Acad	43	17	29,150	5,474	0	0	34,683
Pencader Charter High	0	0	0	47,253	0	0	47,253
Moyer Academy	0	0	122,730	0	0	0	122,730
<b>CHARTER SCHOOL TOTAL</b>	<b>1,573,340</b>	<b>636,021</b>	<b>981,530</b>	<b>139,325</b>	<b>0</b>	<b>0</b>	<b>3,330,217</b>

Note: Row totals may vary due to rounding.

Source: School Districts' Annual Financial Statement To DOE Finance Section

TABLE 44  
CURRENT EXPENSES BY CHARTER SCHOOL  
SUPPORT SERVICES: OPERATIONS AND MAINTENANCE  
2007-2008

District	Salaries	Employee Benefits	Contracted Services	Supplies	Capital Outlay	Other	Total
<b>CHARTER SCHOOL</b>							
Charter School of Wilmington	0	0	25,461	65	0	0	25,526
Positive Outcms	10,575	4,413	195,136	13,784	0	0	223,907
East Side	80,000	30,627	672,634	25,359	4,658	0	813,278
Campus Comm	0	0	678,427	13,504	24,144	0	716,075
Thomas Edison	0	0	1,278,742	35,603	3,749	0	1,318,094
Sussex Academy	126,157	52,242	263,945	10,648	0	0	452,992
Delaware Military Academy	47,624	18,453	804,540	13,261	7,773	0	891,651
Kuumba	28,880	12,554	350,170	9,169	0	0	400,773
Marion T. Academy	77,260	30,036	650,026	44,164	3,097	0	804,583
Providence Creek	41,849	15,523	989,727	19,806	0	0	1,066,905
MOT	111,627	46,945	193,171	56,431	59,322	0	467,494
Newark Charter	299,413	117,582	406,698	63,092	90,551	0	977,337
Academy of Dover	0	0	556,017	12,993	0	0	569,010
Sussex College	0	0	0	0	0	0	0
Odyssey	0	0	436,718	181,476	57,819	0	676,014
Fam Foundations Acad	100,498	39,142	309,626	3,529	1,285	0	454,080
Pencader Charter High	7,091	2,605	1,012,817	5,433	684	0	1,028,629
Moyer Academy	20,943	7,673	459,057	9,035	39,077	0	535,784
<b>CHARTER SCHOOL TOTAL</b>	<b>951,917</b>	<b>377,795</b>	<b>9,282,912</b>	<b>517,352</b>	<b>292,159</b>	<b>0</b>	<b>11,422,132</b>

Note: Row totals may vary due to rounding.

Source: School Districts' Annual Financial Statement To DOE Finance Section

TABLE 45  
CURRENT EXPENSES BY CHARTER SCHOOL  
SUPPORT SERVICES: STUDENT TRANSPORTATION  
2007-2008

District	Salaries	Employee Benefits	Contracted Services	Supplies	Capital Outlay	Other	Total
<b>CHARTER SCHOOL</b>							
Charter School of Wilmington	0	0	994,827	0	0	0	994,827
Positive Outcms	0	0	11,422	0	0	0	11,422
East Side	0	0	527,181	347	0	0	527,527
Campus Comm	26,164	11,286	0	0	0	0	37,449
Thomas Edison	0	0	928,935	0	0	0	928,935
Sussex Academy	0	0	243,224	1,680	0	0	244,904
Delaware Military Academy	0	0	45,359	0	0	0	45,359
Kuumba	0	0	134,910	0	0	0	134,910
Marion T. Academy	0	0	513,932	0	0	0	513,932
Providence Creek	202,201	75,000	24,267	0	0	0	301,468
MOT	0	0	598,264	0	0	0	598,264
Newark Charter	0	0	1,357,216	0	0	0	1,357,216
Academy of Dover	0	0	175,343	0	0	0	175,343
Sussex College	0	0	0	0	0	0	0
Odyssey	0	0	202,430	0	0	0	202,430
Fam Foundations Acad	0	0	471,701	0	0	0	471,701
Pencader Charter High	0	0	480,448	0	0	0	480,448
Moyer Academy	0	0	251,404	0	0	0	251,404
<b>CHARTER SCHOOL TOTAL</b>	<b>228,365</b>	<b>86,286</b>	<b>6,960,863</b>	<b>2,027</b>	<b>0</b>	<b>0</b>	<b>7,277,539</b>

Note: Row totals may vary due to rounding.

Source: School Districts' Annual Financial Statement To DOE Finance Section

TABLE 46  
CURRENT EXPENSES BY CHARTER SCHOOL  
SUPPORT SERVICES: OTHER  
2007-2008

District	Salaries	Employee Benefits	Contracted Services	Supplies	Capital Outlay	Other	Total
<b>CHARTER SCHOOL</b>							
Charter School of Wilmington	416,645	148,462	107,250	25,360	0	0	697,717
Positive Outcms	0	0	12,209	27,175	0	304	39,688
East Side	57,042	21,838	125,296	0	0	39,395	243,570
Campus Comm	59,808	25,799	82,140	0	0	3,289	171,036
Thomas Edison	358,574	156,058	226,237	0	0	68,625	809,494
Sussex Academy	43,752	18,118	98,987	0	0	5,265	166,121
Delaware Military Academy	146,496	56,763	44,398	0	0	0	247,656
Kuumba	36,755	15,977	145,298	4,787	0	52,926	255,743
Marion T. Academy	206,966	80,463	105,926	183	0	21,442	414,980
Providence Creek	14,900	5,527	93,109	0	0	0	113,536
MOT	100,869	42,420	19,440	0	0	0	162,728
Newark Charter	103,339	40,582	150,425	0	0	0	294,346
Academy of Dover	119,093	57,229	46,636	0	0	0	222,958
Sussex College	0	0	0	0	0	0	0
Odyssey	52,402	21,026	32,991	0	0	0	106,418
Fam Foundations Acad	138,240	53,841	52,881	0	0	0	244,962
Pencader Charter High	1,027,318	377,336	41,996	0	0	0	1,446,650
Moyer Academy	0	0	36,605	0	0	0	36,605
<b>CHARTER SCHOOL TOTAL</b>	<b>2,882,199</b>	<b>1,121,439</b>	<b>1,421,824</b>	<b>57,505</b>	<b>0</b>	<b>191,246</b>	<b>5,674,208</b>

Note: Row totals may vary due to rounding.

Source: School Districts' Annual Financial Statement To DOE Finance Section

TABLE 47  
CURRENT EXPENSES BY CHARTER SCHOOL  
FOOD SERVICES  
2007-2008

District	Capital Outlay	All Other Costs	Total
<b>CHARTER SCHOOL</b>			
Charter School of Wilmington	0	16,036	16,036
Positive Outcms	0	5,810	5,810
East Side	0	23,042	23,042
Campus Comm	0	4,585	4,585
Thomas Edison	0	13,721	13,721
Sussex Academy	0	0	0
Delaware Military Academy	0	17,806	17,806
Kuumba	0	12,153	12,153
Marion T. Academy	0	105,172	105,172
Providence Creek	0	0	0
MOT	0	68,879	68,879
Newark Charter	0	0	0
Academy of Dover	0	32,015	32,015
Sussex College	0	0	0
Odyssey	0	4,255	4,255
Fam Foundations Acad	0	31,312	31,312
Pencader Charter High	0	0	0
Moyer Academy	0	30,811	30,811
<b>CHARTER SCHOOL TOTAL</b>	<b>0</b>	<b>365,597</b>	<b>365,597</b>

Note: Row totals may vary due to rounding.

Source: School Districts' Annual Financial Statement To DOE Finance Section

TABLE 48  
SUMMARY OF EXPENDITURES PER PUPIL BY CHARTER SCHOOL  
2007-2008

District	Current Expenses							Local Bonded Debt			
	Enrollment	ADM	ADA	Total	Per Pupil			Total	Per Pupil		
					Enrollment	ADM	ADA		Enrollment	ADM	ADA
<b>CHARTER SCHOOL</b>											
Charter School of Wilmington	957	958	929	8,027,789	8,388	8,380	8,641	0	0	0	0
Positive Outcms	116	109	100	1,897,143	16,355	17,405	18,971	0	0	0	0
East Side	284	322	303	4,285,273	15,089	13,308	14,143	0	0	0	0
Campus Comm	593	636	603	5,294,561	8,928	8,325	8,780	0	0	0	0
Thomas Edison	833	826	768	8,561,064	10,277	10,364	11,147	0	0	0	0
Sussex Academy	323	317	306	2,847,372	8,815	8,982	9,305	0	0	0	0
Delaware Military Academy	520	515	489	5,357,563	10,303	10,403	10,956	0	0	0	0
Kuumba	243	223	215	2,748,156	11,309	12,324	12,782	0	0	0	0
Marion T. Academy	559	469	434	5,582,809	9,987	11,904	12,864	0	0	0	0
Providence Creek	662	664	631	4,970,947	7,509	7,486	7,878	0	0	0	0
MOT	676	674	651	5,223,123	7,727	7,749	8,023	0	0	0	0
Newark Charter	1,289	1,283	1,244	9,874,579	7,661	7,696	7,938	0	0	0	0
Academy of Dover	205	223	206	2,406,346	11,738	10,791	11,681	0	0	0	0
Sussex College	0	0	0	0	-	-	-	0	-	-	-
Odyssey	203	192	199	2,148,849	10,585	11,192	10,784	0	0	0	0
Fam Foundations Acad	309	304	316	3,070,425	9,937	10,100	9,722	0	0	0	0
Pencader Charter High	435	397	433	4,473,875	10,285	11,269	10,343	0	0	0	0
Moyer Academy	305	252	271	3,438,126	11,273	13,643	12,677	0	0	0	0
<b>CHARTER SCHOOL TOTAL</b>	<b>8,512</b>	<b>8,364</b>	<b>8,098</b>	<b>80,208,000</b>	<b>9,423</b>	<b>9,590</b>	<b>9,905</b>	<b>0</b>	<b>0</b>	<b>0</b>	<b>0</b>

Note: Part-time students excluded from totals.

Source: Technology Management and Design

TABLE 49  
COMMUNITY SERVICES AND  
ADULT EDUCATION / NON-PUBLIC SCHOOL PROGRAMS BY CHARTER SCHOOL  
2007-2008

District	Community Services			Adult Education / Non-Public School Programs				
	All Other Costs	Capital Outlay	Total	Non-Public	Adult Education	Capital Outlay	Other	Total
<b>CHARTER SCHOOL</b>								
Charter School of Wilmington	0	0	0	0	0	0	0	0
Positive Outcms	0	0	0	0	0	0	0	0
East Side	0	0	0	0	0	0	0	0
Campus Comm	0	0	0	0	0	0	0	0
Thomas Edison	0	0	0	0	0	0	0	0
Sussex Academy	0	0	0	0	0	0	0	0
Delaware Military Academy	0	0	0	0	0	0	0	0
Kuumba	0	0	0	0	0	0	0	0
Marion T. Academy	0	0	0	0	0	0	0	0
Providence Creek	0	0	0	0	0	0	0	0
MOT	0	0	0	0	0	0	0	0
Newark Charter	0	0	0	0	0	0	0	0
Academy of Dover	0	0	0	0	0	0	0	0
Sussex College	0	0	0	0	0	0	0	0
Odyssey	0	0	0	0	0	0	0	0
Fam Foundations Acad	0	0	0	0	0	0	0	0
Pencader Charter High	0	0	0	0	0	0	0	0
Moyer Academy	0	0	0	0	0	0	0	0
<b>CHARTER SCHOOL TOTAL</b>	<b>0</b>	<b>0</b>	<b>0</b>	<b>0</b>	<b>0</b>	<b>0</b>	<b>0</b>	<b>0</b>

Note: Row totals may vary due to rounding.

Source: School Districts' Annual Financial Statement To DOE Finance Section

TABLE 50  
 FACILITIES ACQUISITION / CONSTRUCTION SERVICES  
 AND DEBT SERVICE BY CHARTER SCHOOL  
 2007-2008

District	Facilities Acquisition / Construction Services				Debt Service		
	Other Costs	Buildings & Sites	Equipment	Total Facilities/ Construction	Principal Of Debt	Interest On Debt	Total Debt Service
<b>CHARTER SCHOOL</b>							
Charter School of Wilmington	0	0	0	0	0	0	0
Positive Outcms	0	0	0	0	0	0	0
East Side	255	0	0	255	0	0	0
Campus Comm	0	1,153	0	1,153	0	0	0
Thomas Edison	84,284	24,730	0	109,013	0	0	0
Sussex Academy	0	0	0	0	0	0	0
Delaware Military Academy	0	54,440	0	54,440	259,061	0	259,061
Kuumba	1,818	0	0	1,818	0	0	0
Marion T. Academy	0	0	0	0	0	0	0
Providence Creek	612,786	100,000	0	712,786	0	0	0
MOT	8,668	496,370	0	505,038	0	0	0
Newark Charter	69,626	346,190	0	415,816	0	742,456	742,456
Academy of Dover	25	0	0	25	0	0	0
Sussex College	0	0	0	0	0	0	0
Odyssey	12,952	0	0	12,952	0	0	0
Fam Foundations Acad	1,758	0	0	1,758	0	0	0
Pencader Charter High	108,007	0	0	108,007	0	0	0
Moyer Academy	0	82,989	0	82,989	0	0	0
<b>CHARTER SCHOOL TOTAL</b>	<b>900,179</b>	<b>1,105,872</b>	<b>0</b>	<b>2,006,050</b>	<b>259,061</b>	<b>742,456</b>	<b>1,001,517</b>

Note: Row totals may vary due to rounding.

Source: School Districts' Annual Financial Statement To DOE Finance Section

TABLE 51  
SCHOOL CONSTRUCTION FUNDS BY CHARTER SCHOOL  
2007-2008

District	Beginning Balance July 1, 2007	Sale Of Bonds-Local	Sale Of Bonds-State	Other Local	Other State	Other Federal	Total Receipts	Total Funds Available	Total Expended	Ending Balance June 30, 2008
<b>CHARTER SCHOOL</b>										
Charter School of Wilmington	0	0	0	0	0	0	0	0	0	0
Positive Outcms	0	0	0	0	0	0	0	0	0	0
East Side	0	0	0	0	0	0	0	0	0	0
Campus Comm	0	0	0	0	0	0	0	0	0	0
Thomas Edison	0	0	0	0	0	0	0	0	0	0
Sussex Academy	0	0	0	0	0	0	0	0	0	0
Delaware Military Academy	0	0	0	0	0	0	0	0	0	0
Kuumba	0	0	0	0	0	0	0	0	0	0
Marion T. Academy	0	0	0	0	0	0	0	0	0	0
Providence Creek	0	0	0	0	0	0	0	0	0	0
MOT	0	0	0	0	0	0	0	0	0	0
Newark Charter	0	0	0	0	0	0	0	0	0	0
Academy of Dover	0	0	0	0	0	0	0	0	0	0
Sussex College	0	0	0	0	0	0	0	0	0	0
Odyssey	0	0	0	0	0	0	0	0	0	0
Fam Foundations Acad	0	0	0	0	0	0	0	0	0	0
Pencader Charter High	0	0	0	0	0	0	0	0	0	0
Moyer Academy	0	0	0	0	0	0	0	0	0	0
<b>CHARTER SCHOOL TOTAL</b>	<b>0</b>	<b>0</b>	<b>0</b>	<b>0</b>	<b>0</b>	<b>0</b>	<b>0</b>	<b>0</b>	<b>0</b>	<b>0</b>

Note: Row totals may vary due to rounding.

Source: School Districts' Annual Financial Statement To DOE Finance Section