

Public Schools in Delaware 2004-2005

School Districts:	
Regular Districts	16
Vocational Technical	3
Charter Schools	13
TOTAL	32

Schools in Delaware:	
Early Ed (K, 1 and/or 2 only)	7
Elementary	100
Junior High/Middle	31
High	29
Special	12
TOTAL	179

Enrollments- Regular & Special Combined (Sept. 30, 2004)		
PK and K	8,916	7.5%
Grades 1-3	26,806	22.5%
Grades 4-8	47,907	40.2%
Grades 9-12	35,480	29.8%
TOTAL	119,109	100%

	Enrollment	Districts	Schools
NCC	66,089	6	98
Kent	24,733	6	42
Sussex	21,738	7	39
Charter	6,549	0	10
TOTAL	119,109	19	189

Nonpublic Schools in Delaware 2004-2005

Number of Schools:	
Diocesan Catholic	27
Private Catholic	5
Other Religious	59
Independent	890
TOTAL	981

Enrollment (Grades K-12):	
Diocesan Catholic	10,536
Private Catholic	2,430
Other Religious	7,308
Independent	7,942
TOTAL	28,216

Enrollment (Grades K-12) by County:	
New Castle	19,951
Kent	2,999
Sussex	1,989
Out of State	3,277
TOTAL	28,216

Total Number of Homeschools	836
Total Homeschool Enrollment	2,418

NOTE: Enrollment and public school numbers are based on September 30, 2004 submissions.

Public School Students

Enrollment as of September 30, 2004:		
Regular	103,558	86.9%
Special Ed	15,551	13.1%
TOTAL	119,109	100%

Special Education Students:		
Educable Mentally Disabled	962	
Emotionally Disturbed	393	
Learning Disability	7,953	
Trainable Mentally Disabled	474	
Severely Mentally Disabled	112	
Physically Impaired / Traumatic Brain Injury	1,999	
Hard of Hearing or Partially Deaf	255	
Blind	3	
Partially Sighted	8	
Autistic	527	
Deaf/Blind	54	
ILC	1,939	
TOTAL	14,679	

Racial and Ethnic Distribution:		
American Indian	369	0.3%
Asian	3,231	2.7%
Hispanic	10,155	8.5%
Black	38,405	32.2%
White	66,949	56.2%
TOTAL	119,109	100%

* Figures taken from fall enrollment - not Sept. 30 count.

Other Facts:		
2004-2005 Public Students Receiving Free or Reduced Lunch	35.4%	
2004-2005 Limited English Proficient	4,771	
2004-2005 Public Students Transported	88.7%	

Percent of May 2005 Advanced Placement Exams with Qualifying Scores for Public Schools:			
Delaware	49%	Nation	58%

2004-2005 High School Completers:		
Regular Delaware Diplomas	6,934	
James H. Groves Diplomas	513	
General Education Development Recipient (under 20)	127	
Certificates	168	

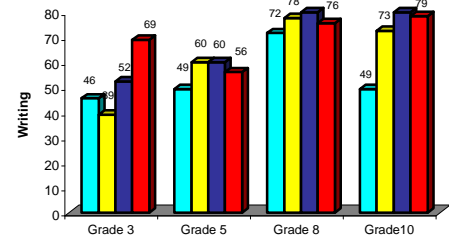
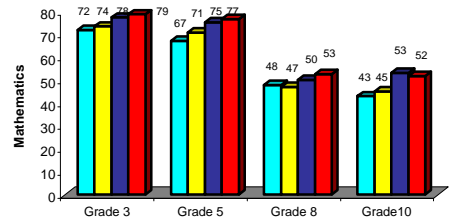
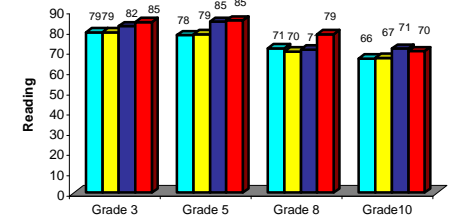
The Department of Education does not discriminate in employment or educational programs, services or activities, based on race, national origin, sex, age, or handicap in accordance with state and federal laws. Inquiries should be directed to the Department of Education, Director, Human Resources and Quality Management, 401 Federal Street, Suite #2, Dover, Delaware 19901, (302) 739-4604.

This publication is available in microfiche from the Bureau of Archives and Records, Hall of Records, 121 Duke of York Street, Dover, 19901, and printed in the U.S.A.

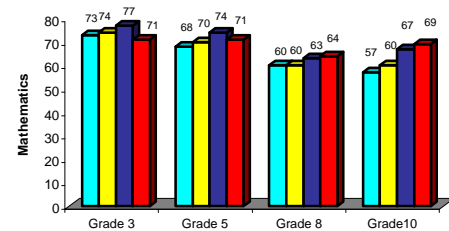
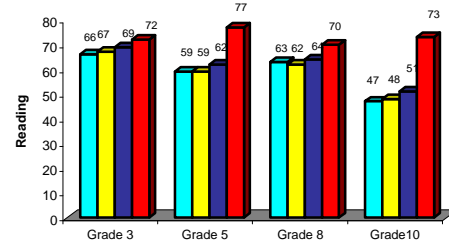
Document No. 95-01/06/09/04

Delaware Student Testing Program 2002-2005

Meeting the Standard (%):



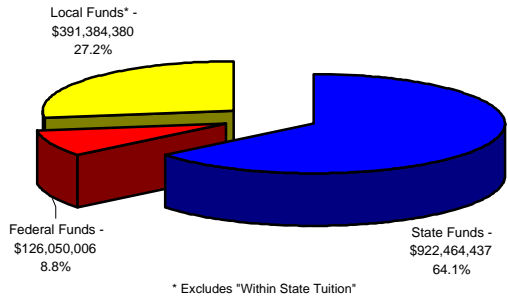
National Percentile Ranking:



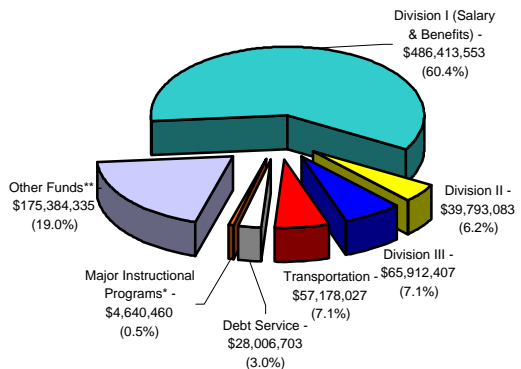
■ 2002 ■ 2003 ■ 2004 ■ 2005

Delaware School Finance 2004-2005

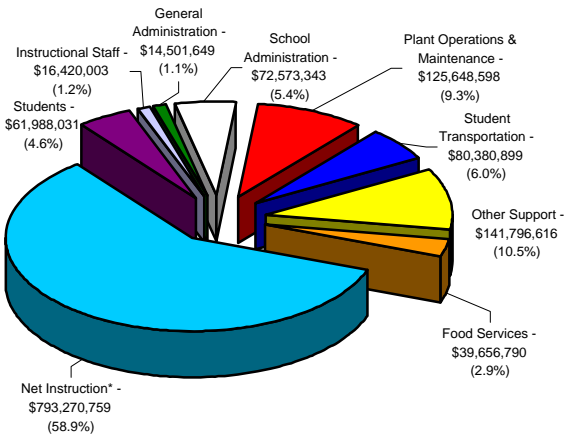
Sources of Educational Revenue



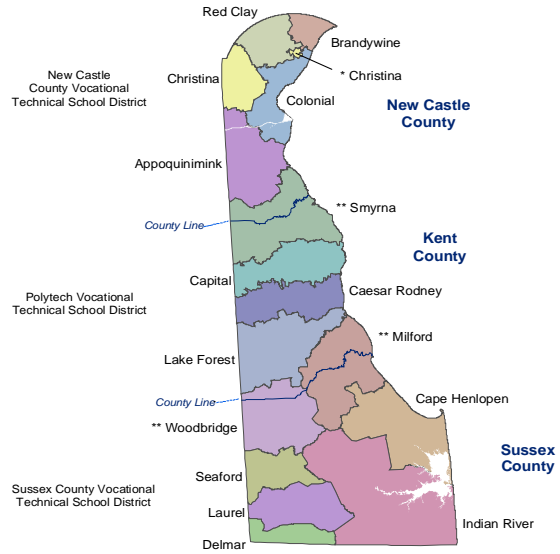
Revenue Receipts - State Appropriations



Current Expenses



Delaware School Districts



*Noncontiguous portion of Christina School District within the City of Wilmington
 **Smyrna, Milford and Woodbridge School Districts are located within two counties

Full-Time Public School Educational Personnel 2004-2005

Official/Administrative	674	4.6%
(Superintendents, Directors, Supervisors, Principals, etc)		
Classroom Teachers	7,847	53.0%
Elementary Regular	2,992	
Secondary Regular	3,202	
Elementary Special	918	
Secondary Special	735	
Instructional Support	604	4.1%
(Librarians, Guidance, Specialists, etc.)		
Professional - Other	671	4.5%
(Nurses, Speech/Hearing Therapists, Psychologists, Home Visitors, etc.)		
Skilled and Service Workers..	5,020	33.9%
(Custodians, Secretaries, Clerks, Aides, Cafeteria Workers, etc.)		
TOTAL PERSONNEL	14,817	100.0%

EDUCATION INFORMATION HELP LINES

(800) 464-4357 - In State
(800) 273-9500 - Out of State

Fingertip Facts on Education 2004-2005

State of  Delaware

Department of Education

Valerie A. Woodruff
Secretary of Education

Nancy J. Wilson, Ph.D.
Deputy Secretary of Education

Michael Owens, Ed.D.
Associate Secretary

Robin R. Taylor
Associate Secretary

Dorcell Spence
Associate Secretary



Summer 2007

DOE Website: <http://www.doe.k12.de.us>