

TABLE 27
INCOME, EXPENSE, AND BALANCES
BY CHARTER SCHOOL
2002-2003

| District | Balance July 1, 2002 | Net Income Revenue And Nonrevenue | Total Balance And Income | Net Total Expenditures | Balance June 30, 2003 |
|------------------------------|-------------------------|---|--------------------------------|---------------------------|--------------------------|
| CHARTER SCHOOL | | | | | |
| Charter School of Wilmington | 3,295,171 | 6,066,749 | 9,361,920 | 5,673,389 | 3,688,531 |
| Positive Outcms | 106,785 | 967,689 | 1,074,474 | 983,242 | 91,232 |
| East Side | 360,888 | 1,071,786 | 1,432,674 | 1,211,525 | 221,150 |
| Campus Comm | 96,743 | 6,827,424 | 6,924,167 | 6,372,848 | 551,319 |
| Thomas Edison | 305,191 | 5,577,187 | 5,882,378 | 5,541,619 | 340,759 |
| Sussex Academy | 143,339 | 2,113,239 | 2,256,578 | 1,984,691 | 271,887 |
| Delaware Military Academy | 0 | 1,046,321 | 1,046,321 | 896,667 | 149,654 |
| Kuumba | 243,501 | 1,542,600 | 1,786,101 | 1,495,793 | 290,308 |
| Marion T. Academy | 87,264 | 4,319,173 | 4,406,437 | 4,350,025 | 56,412 |
| Providence Creek | 2 | 2,707,667 | 2,707,669 | 2,705,289 | 2,380 |
| MOT | 2 | 3,320,693 | 3,320,695 | 3,100,621 | 220,074 |
| Newark Charter | 1,064,015 | 4,581,935 | 5,645,950 | 4,621,288 | 1,024,662 |
| Academy of Dover | 0 | 42,440 | 42,440 | 42,500 | 60 |
| CHARTER SCHOOL TOTAL | 5,702,901 | 40,184,903 | 45,887,804 | 38,979,497 | 6,908,428 |

Source: School Districts' Annual Financial Statement To DOE Finance Section

Figure 48
Sources of Educational Revenue in Delaware for Charter Schools
2002-2003

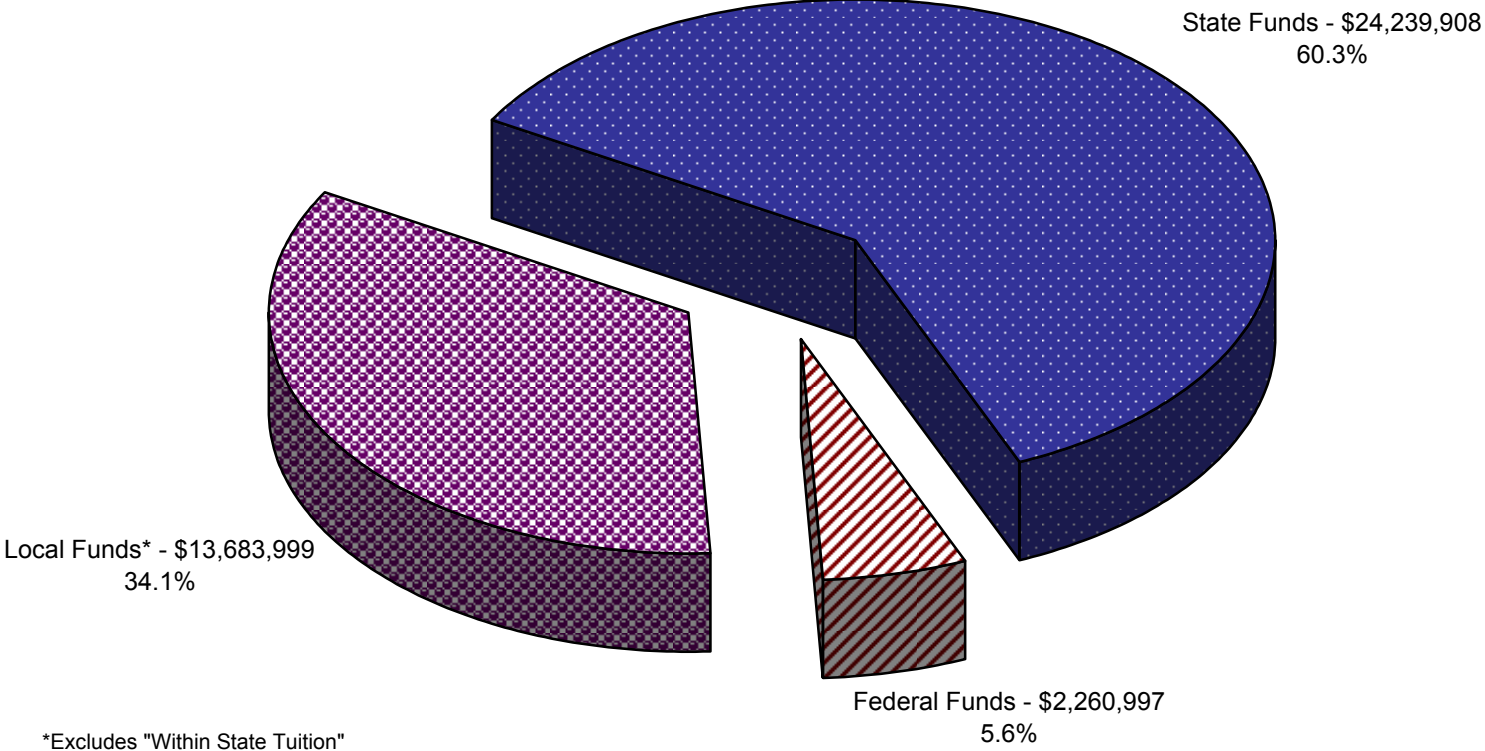


TABLE 28
INCOME SOURCES BY CHARTER SCHOOL
2002-2003

| District | Revenue Receipts | | | | Nonrevenue Receipts | | | Net Total Income |
|------------------------------|-------------------|------------------|-------------------|-------------------|---------------------|----------|----------|---------------------|
| | State | Federal | Net Local | Total | State | Local | Total | |
| CHARTER SCHOOL | | | | | | | | |
| Charter School of Wilmington | 4,194,802 | 79,353 | 1,792,594 | 6,066,749 | 0 | 0 | 0 | 6,066,749 |
| Positive Outcms | 721,722 | 98,840 | 147,127 | 967,689 | 0 | 0 | 0 | 967,689 |
| East Side | 574,455 | 169,258 | 328,074 | 1,071,786 | 0 | 0 | 0 | 1,071,786 |
| Campus Comm | 3,144,189 | 449,011 | 3,234,224 | 6,827,424 | 0 | 0 | 0 | 6,827,424 |
| Thomas Edison | 3,289,164 | 632,654 | 1,655,369 | 5,577,187 | 0 | 0 | 0 | 5,577,187 |
| Sussex Academy | 1,614,555 | 47,494 | 451,190 | 2,113,239 | 0 | 0 | 0 | 2,113,239 |
| Delaware Military Academy | 0 | 140,636 | 905,685 | 1,046,321 | 0 | 0 | 0 | 1,046,321 |
| Kuumba | 867,265 | 57,815 | 617,520 | 1,542,600 | 0 | 0 | 0 | 1,542,600 |
| Marion T. Academy | 2,578,518 | 303,752 | 1,436,903 | 4,319,173 | 0 | 0 | 0 | 4,319,173 |
| Providence Creek | 2,377,576 | 814 | 329,277 | 2,707,667 | 0 | 0 | 0 | 2,707,667 |
| MOT | 2,409,454 | 73,812 | 837,427 | 3,320,693 | 0 | 0 | 0 | 3,320,693 |
| Newark Charter | 2,468,208 | 165,118 | 1,948,609 | 4,581,935 | 0 | 0 | 0 | 4,581,935 |
| Academy of Dover | 0 | 42,440 | 0 | 42,440 | 0 | 0 | 0 | 42,440 |
| CHARTER SCHOOL TOTAL | 24,239,908 | 2,260,997 | 13,683,999 | 40,184,903 | 0 | 0 | 0 | 40,184,903 |

Source: School Districts' Annual Financial Statement To DOE Finance Section

TABLE 29
REVENUE RECEIPTS
STATE APPROPRIATIONS FOR CHARTER SCHOOLS
2002-2003

| District | Division I | Division I | Division II | Division II | Division III | Trans- Portation | Debt Service | |
|------------------------------|------------|------------|-------------|--------------|--------------|---------------------|--------------|----------|
| | Salaries | Other Cost | Energy | Other Cost | Equalization | | Principal | Interest |
| CHARTER SCHOOL | | | | | | | | |
| Charter School of Wilmington | 0 | 0 | 0 | 3,000 | 0 | 0 | 0 | 0 |
| Positive Outcms | 0 | 0 | 0 | 0 | 0 | 0 | 0 | 0 |
| East Side | 0 | 0 | 0 | 0 | 0 | 0 | 0 | 0 |
| Campus Comm | 0 | 0 | 0 | 0 | 0 | 0 | 0 | 0 |
| Thomas Edison | 0 | 0 | 0 | 0 | 0 | 0 | 0 | 0 |
| Sussex Academy | 0 | 0 | 0 | 6,000 | 0 | 0 | 0 | 0 |
| Delaware Military Academy | 0 | 0 | 0 | 0 | 0 | 0 | 0 | 0 |
| Kuumba | 0 | 0 | 0 | 0 | 0 | 0 | 0 | 0 |
| Marion T. Academy | 0 | 0 | 0 | 0 | 0 | 0 | 0 | 0 |
| Providence Creek | 0 | 0 | 0 | 0 | 0 | 0 | 0 | 0 |
| MOT | 0 | 0 | 0 | 0 | 0 | 0 | 0 | 0 |
| Newark Charter | 0 | 0 | 0 | 0 | 0 | 0 | 0 | 0 |
| Academy of Dover | 0 | 0 | 0 | 0 | 0 | 0 | 0 | 0 |
| CHARTER SCHOOL TOTAL | 0 | 0 | 0 | 9,000 | 0 | 0 | 0 | 0 |

Note: Row totals may vary due to rounding.

Source: School Districts' Annual Financial Statement To DOE Finance Section

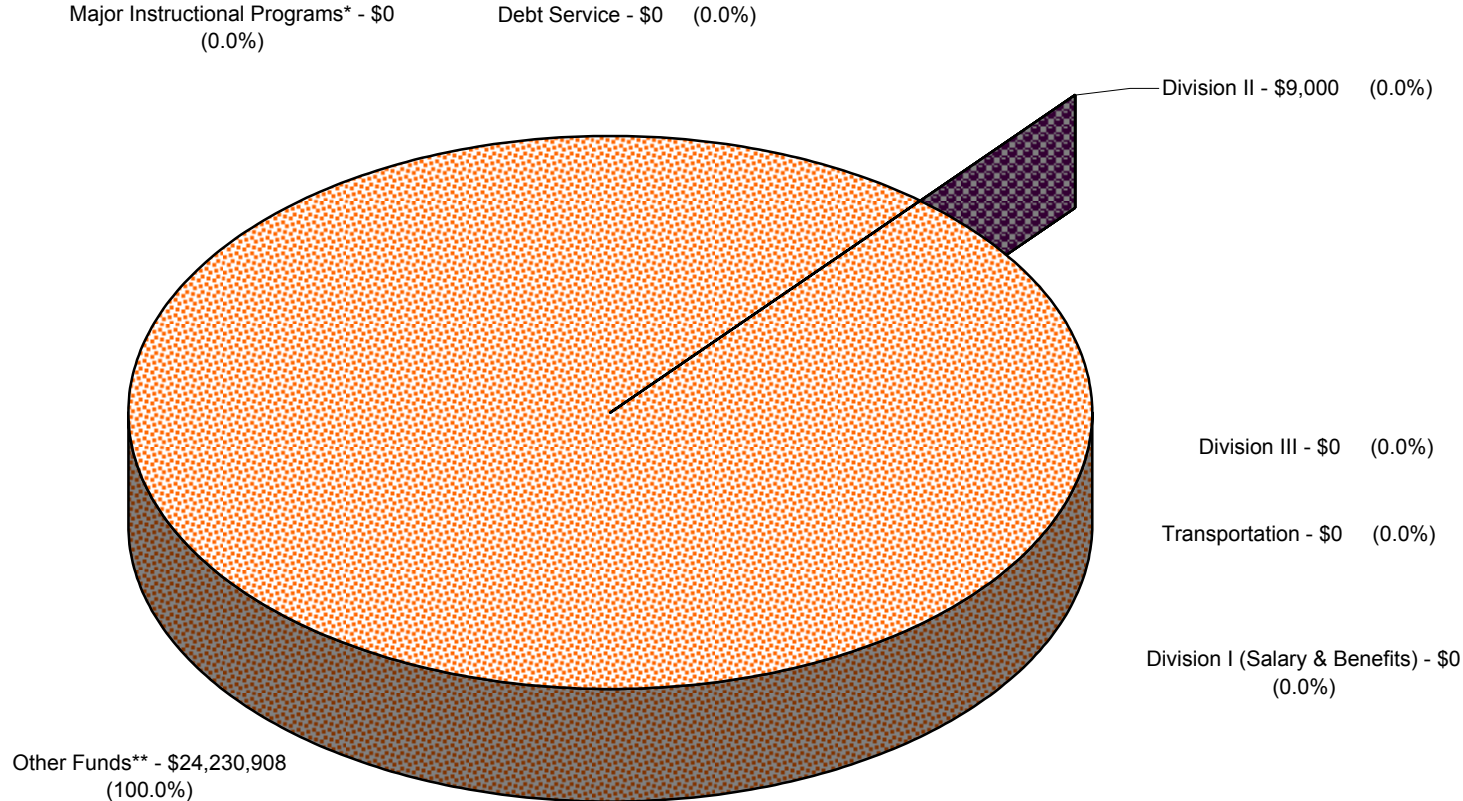
TABLE 29 (CONTINUED)
REVENUE RECEIPTS FOR CHARTER SCHOOLS
STATE APPROPRIATIONS
2002-2003

| District | Academic Units | Academic Allocation | Related Services | Other State | Total State |
|------------------------------|-------------------|------------------------|---------------------|-------------------|-------------------|
| CHARTER SCHOOL | | | | | |
| Charter School of Wilmington | 0 | 0 | 0 | 4,191,802 | 4,194,802 |
| Positive Outcms | 0 | 0 | 0 | 721,722 | 721,722 |
| East Side | 0 | 0 | 0 | 574,455 | 574,455 |
| Campus Comm | 0 | 0 | 0 | 3,144,189 | 3,144,189 |
| Thomas Edison | 0 | 0 | 0 | 3,289,164 | 3,289,164 |
| Sussex Academy | 0 | 0 | 0 | 1608555 | 1614555 |
| Delaware Military Academy | 0 | 0 | 0 | 0 | 0 |
| Kuumba | 0 | 0 | 0 | 867,265 | 867,265 |
| Marion T. Academy | 0 | 0 | 0 | 2,578,518 | 2,578,518 |
| Providence Creek | 0 | 0 | 0 | 2,377,576 | 2,377,576 |
| MOT | 0 | 0 | 0 | 2,409,454 | 2,409,454 |
| Newark Charter | 0 | 0 | 0 | 2,468,208 | 2,468,208 |
| Academy of Dover | 0 | 0 | 0 | 0 | 0 |
| CHARTER SCHOOL TOTAL | 0 | 0 | 0 | 24,230,908 | 24,239,908 |

Note: Row totals may vary due to rounding.

Source: School Districts' Annual Financial Statement To DOE Finance Section

**Figure 49
Revenue Receipts
State Appropriations for Charter Schools
2002-2003**



*Major Instructional Programs include: Academic Units, Academic Allocation, Related Services for Disabled.

**Other Funds Include: Substitute Teachers, Homebound, Driver Education Cars, Computer Grants, Staff development, Pregnant Students Summer Vocational, Private Placement of handicapped, general Fund support of construction, minor capital improvements and school building maintenance, school discipline programs, etc.

TABLE 30
REVENUE RECEIPTS FOR CHARTER SCHOOLS
FEDERAL SOURCES
2002-2003

| District | IASA Title I | IASA Title VI | ECIA Handicap | IDEA-B Basic | IDEA-B Pre-School | IASA Migrant | Public Law 874 | IASA Title II |
|------------------------------|-----------------|------------------|------------------|-----------------|----------------------|-----------------|-------------------|------------------|
| CHARTER SCHOOL | | | | | | | | |
| Charter School of Wilmington | 18,592 | 0 | 0 | 0 | 0 | 0 | 0 | 909 |
| Positive Outcms | 14,607 | 1,048 | 0 | 11,822 | 0 | 0 | 0 | 0 |
| East Side | 45668 | 717 | 0 | 5108 | 555 | 0 | 0 | 3490 |
| Campus Comm | 9,430 | 3,272 | 0 | 19,368 | 0 | 0 | 0 | 14,172 |
| Thomas Edison | 432,087 | 32,115 | 0 | 48,005 | 0 | 0 | 0 | 47,942 |
| Sussex Academy | 11,055 | 5,095 | 0 | 16,692 | 0 | 0 | 0 | 12,642 |
| Delaware Military Academy | 0 | 0 | 0 | 0 | 0 | 0 | 0 | 0 |
| Kuumba | 39,066 | 2,250 | 0 | 14,574 | 0 | 0 | 0 | 1,925 |
| Marion T. Academy | 180,162 | 9,593 | 0 | 71,623 | 0 | 0 | 0 | 29,456 |
| Providence Creek | 0 | 0 | 0 | 0 | 0 | 0 | 0 | 0 |
| MOT | 0 | 0 | 0 | 0 | 0 | 0 | 0 | 0 |
| Newark Charter | 913 | 3,553 | 0 | 33,385 | 0 | 0 | 0 | 8,211 |
| Academy of Dover | 0 | 0 | 0 | 0 | 0 | 0 | 0 | 0 |
| CHARTER SCHOOL TOTAL | 751,580 | 57,643 | 0 | 220,577 | 555 | 0 | 0 | 118,747 |

Note: Row totals may vary due to rounding.

Source: School Districts' Annual Financial Statement To DOE Finance Section

TABLE 30 (CONTINUED)
REVENUE RECEIPTS FOR CHARTER SCHOOLS
FEDERAL SOURCES
2002-2003

| District | Math/Science Act | Vocational Education | Adult Basic Education | Drug Free Schools | Other | Total Federal |
|------------------------------|---------------------|-------------------------|--------------------------|----------------------|------------------|------------------|
| CHARTER SCHOOL | | | | | | |
| Charter School of Wilmington | 0 | 0 | 0 | 3,800 | 56,052 | 79,353 |
| Positive Outcms | 0 | 8,877 | 0 | 867 | 61,620 | 98,840 |
| East Side | 0 | 0 | 0 | 114 | 113606 | 169258 |
| Campus Comm | 0 | 0 | 0 | 1,946 | 400,822 | 449,011 |
| Thomas Edison | 0 | 0 | 0 | 0 | 72,506 | 632,654 |
| Sussex Academy | 0 | 0 | 0 | 0 | 2,009 | 47,494 |
| Delaware Military Academy | 0 | 0 | 0 | 0 | 140,636 | 140,636 |
| Kuumba | 0 | 0 | 0 | 0 | 0 | 57,815 |
| Marion T. Academy | 0 | 0 | 0 | 7,865 | 5,052 | 303,752 |
| Providence Creek | 0 | 0 | 0 | 0 | 814 | 814 |
| MOT | 0 | 0 | 0 | 0 | 73,812 | 73,812 |
| Newark Charter | 0 | 0 | 0 | 1,360 | 119,522 | 165,118 |
| Academy of Dover | 0 | 0 | 0 | 0 | 42,440 | 42,440 |
| CHARTER SCHOOL TOTAL | 0 | 8,877 | 0 | 15,952 | 1,088,891 | 2,260,997 |

Note: Row totals may vary due to rounding.

Source: School Districts' Annual Financial Statement To DOE Finance Section

TABLE 31
REVENUE RECEIPTS FOR CHARTER SCHOOLS
LOCAL SOURCES
2002-2003

| District | <i>Current Expenses</i> | | | | | | | Total |
|------------------------------|------------------------------------|---------------------|----------------------|----------------|-------------------|-------------------|-------------------|-------|
| | Taxes For Current Operations | Tuition Incoming | Interest Received | Rent Income | Athletic Funds | Other | | |
| CHARTER SCHOOL | | | | | | | | |
| Charter School of Wilmington | 0 | 0 | 110,308 | 0 | 4,011 | 1,678,275 | 1,792,594 | |
| Positive Outcms | 0 | 0 | 2,768 | 0 | 0 | 144,359 | 147,127 | |
| East Side | 0 | 0 | 18104 | 0 | 0 | 311366 | 329470 | |
| Campus Comm | 0 | 0 | 16,004 | 0 | 0 | 3,218,220 | 3,234,224 | |
| Thomas Edison | 0 | 0 | 11,953 | 0 | 0 | 1,643,416 | 1,655,369 | |
| Sussex Academy | 0 | 0 | 7,321 | 0 | 0 | 443,869 | 451,190 | |
| Delaware Military Academy | 0 | 0 | 1,145 | 0 | 0 | 904,540 | 905,685 | |
| Kuumba | 0 | 0 | 8,042 | 0 | 0 | 609,478 | 617,520 | |
| Marion T. Academy | 0 | 0 | 3,607 | 0 | 0 | 1,433,296 | 1,436,903 | |
| Providence Creek | 0 | 0 | 2,836 | 0 | 0 | 326,441 | 329,277 | |
| MOT | 0 | 0 | 2,890 | 820 | 0 | 833,717 | 837,427 | |
| Newark Charter | 0 | 0 | 28,324 | 0 | 0 | 1,920,285 | 1,948,609 | |
| Academy of Dover | 0 | 0 | 0 | 0 | 0 | 0 | 0 | |
| CHARTER SCHOOL TOTAL | 0 | 0 | 213,302 | 820 | 4,011 | 13,467,262 | 13,685,395 | |

Note: Row totals may vary due to rounding.

Source: School Districts' Annual Financial Statement To DOE Finance Section

TABLE 31 (CONTINUED)
REVENUE RECEIPTS FOR CHARTER SCHOOLS
LOCAL SOURCES
2002-2003

| District | <i>Other Than Current Expenses</i> | | | | | Total Other | Net Revenue Receipts |
|------------------------------|------------------------------------|------------------------------|----------------------------------|-----------------------------|----------|----------------|----------------------------|
| | Taxes For Tuition Outgoing | Taxes For Debt Service | Interest Construction Fund | Taxes For Minor Caps. | | | |
| CHARTER SCHOOL | | | | | | | |
| Charter School of Wilmington | 0 | 0 | 0 | 0 | 0 | 0 | 1,792,594 |
| Positive Outcms | 0 | 0 | 0 | 0 | 0 | 0 | 147,127 |
| East Side | 0 | 0 | 0 | 0 | 0 | 0 | 328074 |
| Campus Comm | 0 | 0 | 0 | 0 | 0 | 0 | 3,234,224 |
| Thomas Edison | 0 | 0 | 0 | 0 | 0 | 0 | 1,655,369 |
| Sussex Academy | 0 | 0 | 0 | 0 | 0 | 0 | 451,190 |
| Delaware Military Academy | 0 | 0 | 0 | 0 | 0 | 0 | 905,685 |
| Kuumba | 0 | 0 | 0 | 0 | 0 | 0 | 617,520 |
| Marion T. Academy | 0 | 0 | 0 | 0 | 0 | 0 | 1,436,903 |
| Providence Creek | 0 | 0 | 0 | 0 | 0 | 0 | 329,277 |
| MOT | 0 | 0 | 0 | 0 | 0 | 0 | 837,427 |
| Newark Charter | 0 | 0 | 0 | 0 | 0 | 0 | 1,948,609 |
| Academy of Dover | 0 | 0 | 0 | 0 | 0 | 0 | 0 |
| CHARTER SCHOOL TOTAL | 0 | 0 | 0 | 0 | 0 | 0 | 13,683,999 |

Source: School Districts' Annual Financial Statement To DOE Finance Section

Table 32
 CHARTER SCHOOL REVENUE RECEIPTS PER PUPIL BASED ON SEPTEMBER 30, 2002 ENROLLMENT
 2002-2003

| District | Enrollment | State Revenue Total | Federal Revenue Total | LOCAL REVENUE | | | | | | Local**** Revenue Total | State, Federal Local Revenue Total***** |
|---------------------------------|--------------|---------------------|-----------------------|----------------------|------------|-----------------|---------------------------------|--------------|------------|-------------------------|---|
| | | | | For Current Expenses | | | For Other Than Current Expenses | | | | |
| | | | | Taxes | In-Tuition | Other** Sources | Tuition Outgoing | Debt Service | Other*** | | |
| CHARTER SCHOOL | | | | | | | | | | | |
| Charter School of Wilmington | 935 | 4,486 | 85 | 0 | 0 | 1,917 | 0 | 0 | 0 | 1,917 | 6,489 |
| Positive Outcms | 78 | 9,253 | 1,267 | 0 | 0 | 1,886 | 0 | 0 | 0 | 1,886 | 12,406 |
| East Side | 112 | 5,129 | 1,511 | 0 | 0 | 2,942 | 0 | 0 | 0 | 2,929 | 9,570 |
| Campus Comm | 555 | 5,665 | 809 | 0 | 0 | 5,827 | 0 | 0 | 0 | 5,827 | 12,302 |
| Thomas Edison | 749 | 4,391 | 845 | 0 | 0 | 2,210 | 0 | 0 | 0 | 2,210 | 7,446 |
| Sussex Academy | 311 | 5,191 | 153 | 0 | 0 | 1,451 | 0 | 0 | 0 | 1,451 | 6,795 |
| Delaware Military Academy | 0 | - | - | - | - | - | - | - | - | - | - |
| Kuumba | 204 | 4,251 | 283 | 0 | 0 | 3,027 | 0 | 0 | 0 | 3,027 | 7,562 |
| Marion T. Academy | 588 | 4,385 | 517 | 0 | 0 | 2,444 | 0 | 0 | 0 | 2,444 | 7,346 |
| Providence Creek | 471 | 5,048 | 2 | 0 | 0 | 699 | 0 | 0 | 0 | 699 | 5,749 |
| MOT | 525 | 4,589 | 141 | 0 | 0 | 1,595 | 0 | 0 | 0 | 1,595 | 6,325 |
| Newark Charter Academy of Dover | 541 | 4,562 | 305 | 0 | 0 | 3,602 | 0 | 0 | 0 | 3,602 | 8,469 |
| | 0 | - | - | - | - | - | - | - | - | - | - |
| CHARTER SCHOOL TOTAL | 5,069 | \$4,782 | \$446 | \$0 | \$0 | \$2,700 | \$0 | \$0 | \$0 | \$2,700 | \$7,928 |

*Part-time students are excluded from totals. **Includes interest, rent, athletic funds and other. ***Such as interest for construction and minor capital improvements.
 ****Local revenue receipts adjusted for Within State tuition. *****Row totals may vary due to rounding. Note: State Revenue includes school construction funding provided through General Funds rather than through the sale of bonds.

Source: Technology Management and Design

Table 33
 CHARTER SCHOOL REVENUE RECEIPTS PER PUPIL BASED ON AVERAGE DAILY ATTENDANCE (ADA)
 2002-2003

| District | ADA | State Revenue Total | Federal Revenue Total | LOCAL REVENUE | | | | | | Local**** Revenue Total | State, Federal Local Revenue Total***** |
|---------------------------------|--------------|---------------------|-----------------------|----------------------|------------|-----------------|---------------------------------|--------------|------------|-------------------------|---|
| | | | | For Current Expenses | | | For Other Than Current Expenses | | | | |
| | | | | Taxes | In-Tuition | Other** Sources | Tuition Outgoing | Debt Service | Other*** | | |
| CHARTER SCHOOL | | | | | | | | | | | |
| Charter School of Wilmington | 891 | 4,708 | 89 | 0 | 0 | 2,012 | 0 | 0 | 0 | 2,012 | 6,809 |
| Positive Outcms | 70 | 10,310 | 1,412 | 0 | 0 | 2,102 | 0 | 0 | 0 | 2,102 | 13,824 |
| East Side | 90 | 6,383 | 1,881 | 0 | 0 | 3,661 | 0 | 0 | 0 | 3,645 | 11,909 |
| Campus Comm | 507 | 6,202 | 886 | 0 | 0 | 6,379 | 0 | 0 | 0 | 6,379 | 13,466 |
| Thomas Edison | 688 | 4,781 | 920 | 0 | 0 | 2,406 | 0 | 0 | 0 | 2,406 | 8,106 |
| Sussex Academy | 320 | 5,045 | 148 | 0 | 0 | 1,410 | 0 | 0 | 0 | 1,410 | 6,604 |
| Delaware Military Academy | 0 | - | - | - | - | - | - | - | - | - | - |
| Kuumba | 174 | 4,984 | 332 | 0 | 0 | 3,549 | 0 | 0 | 0 | 3,549 | 8,866 |
| Marion T. Academy | 507 | 5,086 | 599 | 0 | 0 | 2,834 | 0 | 0 | 0 | 2,834 | 8,519 |
| Providence Creek | 488 | 4,872 | 2 | 0 | 0 | 675 | 0 | 0 | 0 | 675 | 5,548 |
| MOT | 428 | 5,630 | 172 | 0 | 0 | 1,957 | 0 | 0 | 0 | 1,957 | 7,759 |
| Newark Charter Academy of Dover | 336 | 7,346 | 491 | 0 | 0 | 5,799 | 0 | 0 | 0 | 5,799 | 13,637 |
| | 0 | - | - | - | - | - | - | - | - | - | - |
| CHARTER SCHOOL TOTAL | 4,499 | \$5,388 | \$503 | \$0 | \$0 | \$3,042 | \$0 | \$0 | \$0 | \$3,042 | \$8,932 |

*Part-time students are excluded from totals. **Includes interest, rent, athletic funds and other. ***Such as interest for construction and minor capital improvements.
 ****Local revenue receipts adjusted for Within State tuition. *****Row totals may vary due to rounding. Note: State Revenue includes school construction funding provided through General Funds rather than through the sale of bonds.

Source: Technology Management and Design

TABLE 34
NONREVENUE RECEIPTS FOR CHARTER SCHOOLS
2002-2003

| District | Sale Of Bonds | | | Other State | Local | | | Total Nonrevenue Receipts |
|-----------------------------------|---------------|----------|----------|----------------|---------------------|--------------------------|---------------------|---------------------------------|
| | State | Local | Total | | Sale of Property | Insurance Adjustments | Other Nonrevenue | |
| CHARTER SCHOOL | | | | | | | | |
| Charter School of Wilmington | 0 | 0 | 0 | 0 | 0 | 0 | 0 | 0 |
| Positive Outcms | 0 | 0 | 0 | 0 | 0 | 0 | 0 | 0 |
| East Side | 0 | 0 | 0 | 0 | 0 | 0 | 0 | 0 |
| Campus Comm | 0 | 0 | 0 | 0 | 0 | 0 | 0 | 0 |
| Thomas Edison | 0 | 0 | 0 | 0 | 0 | 0 | 0 | 0 |
| Sussex Academy | 0 | 0 | 0 | 0 | 0 | 0 | 0 | 0 |
| Delaware Military Academy | 0 | 0 | 0 | 0 | 0 | 0 | 0 | 0 |
| Kuumba | 0 | 0 | 0 | 0 | 0 | 0 | 0 | 0 |
| Marion T. Academy | 0 | 0 | 0 | 0 | 0 | 0 | 0 | 0 |
| Providence Creek | 0 | 0 | 0 | 0 | 0 | 0 | 0 | 0 |
| MOT | 0 | 0 | 0 | 0 | 0 | 0 | 0 | 0 |
| Newark Charter | 0 | 0 | 0 | 0 | 0 | 0 | 0 | 0 |
| Academy of Dover | 0 | 0 | 0 | 0 | 0 | 0 | 0 | 0 |
| TOTAL ALL DISTRICTS, STATE | 0 | 0 | 0 | 0 | 0 | 0 | 0 | 0 |

Note: Row totals may vary due to rounding.

Source: School Districts' Annual Financial Statement To DOE Finance Section

TABLE 35
TOTAL EXPENSES
SUMMARY BY CHARTER SCHOOL
2002-2003

| District | Net Current Expenses | Community Service | Adult Non-Public | Facilities Construction | Debt Service | Net Total Expenses |
|------------------------------|-------------------------|----------------------|---------------------|----------------------------|-----------------|-----------------------|
| CHARTER SCHOOL | | | | | | |
| Charter School of Wilmington | 5,673,389 | 0 | 0 | 0 | 0 | 5,673,389 |
| Positive Outcms | 983,242 | 0 | 0 | 0 | 0 | 983,242 |
| East Side | 1211525 | 0 | 0 | 0 | 0 | 1211525 |
| Campus Comm | 3,906,530 | 0 | 0 | 2,466,319 | 0 | 6,372,848 |
| Thomas Edison | 5,541,619 | 0 | 0 | 0 | 0 | 5,541,619 |
| Sussex Academy | 1,984,001 | 0 | 0 | 690 | 0 | 1,984,691 |
| Delaware Military Academy | 162,995 | 0 | 0 | 733,673 | 0 | 896,667 |
| Kuumba | 1,495,793 | 0 | 0 | 0 | 0 | 1,495,793 |
| Marion T. Academy | 3,995,998 | 0 | 0 | 13,240 | 340,787 | 4,350,025 |
| Providence Creek | 2,656,479 | 0 | 0 | 48,810 | 0 | 2,705,289 |
| MOT | 2,834,457 | 0 | 0 | 266,164 | 0 | 3,100,621 |
| Newark Charter | 3,106,998 | 0 | 0 | 1,514,290 | 0 | 4,621,288 |
| Academy of Dover | 42,500 | 0 | 0 | 0 | 0 | 42,500 |
| CHARTER SCHOOL TOTAL | 33,595,526 | 0 | 0 | 5,043,186 | 340,787 | 38,979,497 |

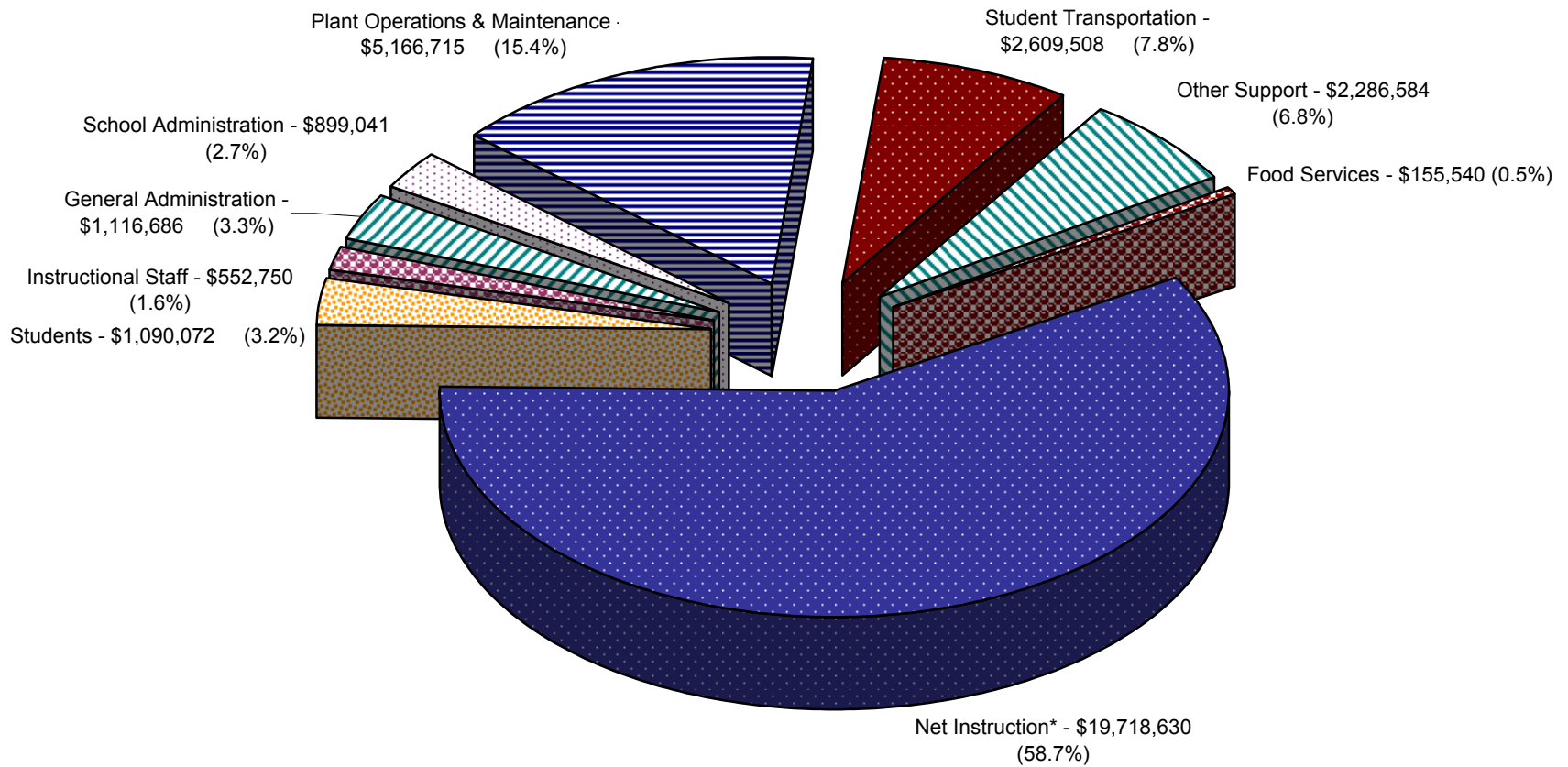
Source: School Districts' Annual Financial Statement To DOE Finance Section

TABLE 36
CURRENT EXPENSES
SUMMARY BY CHARTER SCHOOL
2002-2003

| District | Net Instruction | Support Services | | | | | | | Net Current Expense | |
|---------------------------------|-------------------|------------------|-----------------|------------------|----------------|--------------------|------------------|------------------|---------------------|-------------------|
| | | Students | Instruct. Staff | General Admin. | School Admin. | Operation & Maint. | Student Trans. | Other Support | | Food Services |
| CHARTER SCHOOL | | | | | | | | | | |
| Charter School of Wilmington | 3,619,287 | 357,563 | 52,080 | 206,628 | 101,671 | 96,363 | 712,095 | 518,835 | 8,867 | 5,673,389 |
| Positive Outcms | 617,793 | 65,408 | 2,027 | 154,591 | 21,863 | 110,026 | 0 | 11,487 | 47 | 983,242 |
| East Side | 598,408 | 57,249 | 8,769 | 89,159 | 44,264 | 138,795 | 70,571 | 203,778 | 532 | 1,211,525 |
| Campus Comm | 2,508,926 | 130,506 | 135,407 | 387,434 | 250,880 | 253,000 | 89,182 | 151,194 | 0 | 3,906,530 |
| Thomas Edison | 3,461,707 | 0 | 0 | 0 | 0 | 2,079,645 | 0 | 267 | 0 | 5,541,619 |
| Sussex Academy | 1,400,792 | 32,422 | 53 | 3,469 | 102,706 | 232,311 | 161,651 | 50,596 | 0 | 1,984,001 |
| Delaware Military Academy | 6,508 | 847 | 185 | 2,350 | 76,344 | 33,377 | 0 | 43,382 | 0 | 162,995 |
| Kuumba | 683,821 | 53,375 | 54,487 | 478 | 84,821 | 385,586 | 95,525 | 122,051 | 15,651 | 1,495,793 |
| Marion T. Academy | 1,885,555 | 195,329 | 127,640 | 48,435 | 168,008 | 481,917 | 354,974 | 638,921 | 95,220 | 3,995,998 |
| Providence Creek | 1,189,580 | 22,419 | 2,473 | 57,279 | 1,301 | 695,931 | 412,318 | 242,007 | 33,171 | 2,656,479 |
| MOT | 2,033,063 | 53,138 | 6,512 | 9,061 | 3,985 | 275,608 | 344,188 | 106,851 | 2,052 | 2,834,457 |
| Newark Charter Academy of Dover | 1,713,190 | 119,081 | 163,117 | 157,802 | 18,014 | 380,246 | 369,004 | 186,544 | 0 | 3,106,998 |
| | 0 | 2,735 | 0 | 0 | 25,184 | 3,910 | 0 | 10,671 | 0 | 42,500 |
| CHARTER SCHOOL TOTAL | 19,718,630 | 1,090,072 | 552,750 | 1,116,686 | 899,041 | 5,166,715 | 2,609,508 | 2,286,584 | 155,540 | 33,595,526 |

Source: School Districts' Annual Financial Statement To DOE Finance Section

FIGURE 50
Current Expenses by Charter School
Delaware School Finance
2002-2003



Total \$33,595,526

Source: Technology Management and Design

TABLE 37
CURRENT EXPENSES BY CHARTER SCHOOL
INSTRUCTION
2002-2003

| District | Salaries | Employee Benefits | Contracted Services | Tuition (Outside State) | Tuition (LEA'S Within State) | Supplies | Capital Outlay | Other Expenses | Net Instruction |
|---------------------------------|-------------------|-------------------|---------------------|-------------------------|------------------------------|------------------|----------------|----------------|-------------------|
| CHARTER SCHOOL | | | | | | | | | |
| Charter School of Wilmington | 2,542,907 | 674,473 | 27,740 | 0 | 0 | 302,294 | 6,905 | 64,967 | 3,619,287 |
| Positive Outcms | 420,713 | 117,604 | 7,763 | 0 | 0 | 41,155 | 0 | 30,559 | 617,793 |
| East Side | 400,214 | 108,023 | 7,408 | 0 | 1,396 | 40,228 | 8,948 | 33,587 | 598,408 |
| Campus Comm | 1,569,893 | 462,351 | 114,743 | 0 | 0 | 204,652 | 1,760 | 155,528 | 2,508,926 |
| Thomas Edison | 2,643,674 | 793,511 | 0 | 0 | 0 | 24,522 | 0 | 0 | 3,461,707 |
| Sussex Academy | 989,020 | 330,361 | 580 | 0 | 0 | 59,296 | 0 | 21,535 | 1,400,792 |
| Delaware Military Academy | 0 | 0 | 0 | 0 | 0 | 6,308 | 0 | 200 | 6,508 |
| Kuumba | 472,570 | 121,306 | 18,825 | 0 | 0 | 56,731 | 5,811 | 8,578 | 683,821 |
| Marion T. Academy | 1,306,423 | 387,921 | 6,220 | 0 | 0 | 172,016 | 0 | 12,975 | 1,885,555 |
| Providence Creek | 888,109 | 241,504 | 782 | 0 | 0 | 48,884 | 10,301 | 0 | 1,189,580 |
| MOT | 1,052,352 | 282,637 | 3,222 | 0 | 0 | 288,796 | 167,883 | 238,173 | 2,033,063 |
| Newark Charter Academy of Dover | 1,217,429 | 311,934 | 52,816 | 0 | 0 | 57,292 | 71,203 | 2,516 | 1,713,190 |
| | 0 | 0 | 0 | 0 | 0 | 0 | 0 | 0 | 0 |
| CHARTER SCHOOL TOTAL | 13,503,304 | 3,831,625 | 240,099 | 0 | 1,396 | 1,302,174 | 272,811 | 568,618 | 19,718,630 |

Source: School Districts' Annual Financial Statement To DOE Finance Section

TABLE 38
CURRENT EXPENSES BY CHARTER SCHOOL
SUPPORT SERVICES: STUDENTS
2002-2003

| District | Salaries | Employee Benefits | Contracted Services | Supplies | Capital Outlay | Other | Total |
|------------------------------|----------------|-------------------|---------------------|---------------|----------------|----------|------------------|
| CHARTER SCHOOL | | | | | | | |
| Charter School of Wilmington | 229,443 | 60,857 | 67,263 | 0 | 0 | 0 | 357,563 |
| Positive Outcms | 48,392 | 13,527 | 3,489 | 0 | 0 | 0 | 65,408 |
| East Side | 28,692 | 7,744 | 10,855 | 1,328 | 8,630 | 0 | 57,249 |
| Campus Comm | 83,982 | 24,734 | 18,240 | 3,551 | 0 | 0 | 130,506 |
| Thomas Edison | 0 | 0 | 0 | 0 | 0 | 0 | 0 |
| Sussex Academy | 0 | 0 | 15,062 | 614 | 16,746 | 0 | 32,422 |
| Delaware Military Academy | 0 | 0 | 0 | 0 | 847 | 0 | 847 |
| Kuumba | 23,521 | 6,038 | 23,251 | 565 | 0 | 0 | 53,375 |
| Marion T. Academy | 59,815 | 17,761 | 113,646 | 4,106 | 0 | 0 | 195,329 |
| Providence Creek | 0 | 0 | 18,661 | 2,817 | 941 | 0 | 22,419 |
| MOT | 0 | 0 | 48,123 | 5,015 | 0 | 0 | 53,138 |
| Newark Charter | 92,454 | 23,689 | 1,502 | 1,436 | 0 | 0 | 119,081 |
| Academy of Dover | 0 | 0 | 2,735 | 0 | 0 | 0 | 2,735 |
| CHARTER SCHOOL TOTAL | 566,299 | 154,350 | 322,827 | 19,432 | 27,164 | 0 | 1,090,072 |

Note: Row totals may vary due to rounding.

Source: School Districts' Annual Financial Statement To DOE Finance Section

TABLE 39
CURRENT EXPENSES BY CHARTER SCHOOL
SUPPORT SERVICES: INSTRUCTIONAL STAFF
2002-2003

| District | Salaries | Employee Benefits | Contracted Services | Supplies | Capital Outlay | Other | Total |
|------------------------------|----------------|----------------------|------------------------|---------------|-------------------|----------|----------------|
| CHARTER SCHOOL | | | | | | | |
| Charter School of Wilmington | 38,621 | 10,244 | 198 | 3,018 | 0 | 0 | 52,080 |
| Positive Outcms | 0 | 0 | 0 | 2,027 | 0 | 0 | 2,027 |
| East Side | 6,274 | 1,693 | 0 | 802 | 0 | 0 | 8,769 |
| Campus Comm | 100,977 | 29,739 | 0 | 4,692 | 0 | 0 | 135,407 |
| Thomas Edison | 0 | 0 | 0 | 0 | 0 | 0 | 0 |
| Sussex Academy | 40 | 13 | 0 | 0 | 0 | 0 | 53 |
| Delaware Military Academy | 0 | 0 | 0 | 185 | 0 | 0 | 185 |
| Kuumba | 43,234 | 11,098 | 0 | 155 | 0 | 0 | 54,487 |
| Marion T. Academy | 97,366 | 28,911 | 0 | 1,362 | 0 | 0 | 127,640 |
| Providence Creek | 0 | 0 | 0 | 2,473 | 0 | 0 | 2,473 |
| MOT | 0 | 0 | 0 | 6,512 | 0 | 0 | 6,512 |
| Newark Charter | 129,725 | 33,239 | 56 | 98 | 0 | 0 | 163,117 |
| Academy of Dover | 0 | 0 | 0 | 0 | 0 | 0 | 0 |
| CHARTER SCHOOL TOTAL | 416,237 | 114,937 | 254 | 21,324 | 0 | 0 | 552,750 |

Note: Row totals may vary due to rounding.

Source: School Districts' Annual Financial Statement To DOE Finance Section

TABLE 40
CURRENT EXPENSES BY CHARTER SCHOOL
SUPPORT SERVICES: GENERAL ADMINISTRATION
2002-2003

| District | Salaries | Employee Benefits | Contracted Services | Supplies | Capital Outlay | Other | Total |
|------------------------------|----------------|----------------------|------------------------|---------------|-------------------|----------|------------------|
| CHARTER SCHOOL | | | | | | | |
| Charter School of Wilmington | 142,650 | 37,836 | 23,827 | 2,314 | 0 | 0 | 206,628 |
| Positive Outcms | 113,260 | 31,660 | 9,547 | 122 | 0 | 0 | 154,591 |
| East Side | 70,117 | 18,925 | 117 | 0 | 0 | 0 | 89,159 |
| Campus Comm | 147,251 | 43,367 | 196,170 | 646 | 0 | 0 | 387,434 |
| Thomas Edison | 0 | 0 | 0 | 0 | 0 | 0 | 0 |
| Sussex Academy | 0 | 0 | 522 | 2,948 | 0 | 0 | 3,469 |
| Delaware Military Academy | 0 | 0 | 2,350 | 0 | 0 | 0 | 2,350 |
| Kuumba | 0 | 0 | 478 | 0 | 0 | 0 | 478 |
| Marion T. Academy | 37,346 | 11,089 | 0 | 0 | 0 | 0 | 48,435 |
| Providence Creek | 0 | 0 | 57,279 | 0 | 0 | 0 | 57,279 |
| MOT | 0 | 0 | 9,061 | 0 | 0 | 0 | 9,061 |
| Newark Charter | 78,808 | 20,192 | 50,195 | 8,607 | 0 | 0 | 157,802 |
| Academy of Dover | 0 | 0 | 0 | 0 | 0 | 0 | 0 |
| CHARTER SCHOOL TOTAL | 589,432 | 163,069 | 349,546 | 14,637 | 0 | 0 | 1,116,686 |

Note: Row totals may vary due to rounding.

Source: School Districts' Annual Financial Statement To DOE Finance Section

TABLE 41
CURRENT EXPENSES BY CHARTER SCHOOL
SUPPORT SERVICES: SCHOOL ADMINISTRATION
2002-2003

| District | Salaries | Employee Benefits | Contracted Services | Supplies | Capital Outlay | Other | Total |
|------------------------------|----------------|-------------------|---------------------|---------------|----------------|----------|----------------|
| CHARTER SCHOOL | | | | | | | |
| Charter School of Wilmington | 80,191 | 21,270 | 0 | 211 | 0 | 0 | 101,671 |
| Positive Outcms | 10,477 | 2,929 | 8,458 | 0 | 0 | 0 | 21,863 |
| East Side | 32,731 | 8,834 | 0 | 2,699 | 0 | 0 | 44,264 |
| Campus Comm | 79,703 | 23,473 | 66,382 | 486 | 80,836 | 0 | 250,880 |
| Thomas Edison | 0 | 0 | 0 | 0 | 0 | 0 | 0 |
| Sussex Academy | 0 | 0 | 101,691 | 1,015 | 0 | 0 | 102,706 |
| Delaware Military Academy | 59,654 | 16,690 | 0 | 0 | 0 | 0 | 76,344 |
| Kuumba | 0 | 0 | 60,141 | 24,680 | 0 | 0 | 84,821 |
| Marion T. Academy | 90,172 | 26,775 | 51,060 | 0 | 0 | 0 | 168,008 |
| Providence Creek | 0 | 0 | 0 | 1,301 | 0 | 0 | 1,301 |
| MOT | 0 | 0 | 1,664 | 2,321 | 0 | 0 | 3,985 |
| Newark Charter | 2,388 | 612 | 0 | 15,014 | 0 | 0 | 18,014 |
| Academy of Dover | 23,077 | 2,107 | 0 | 0 | 0 | 0 | 25,184 |
| CHARTER SCHOOL TOTAL | 378,393 | 102,690 | 289,396 | 47,727 | 80,836 | 0 | 899,041 |

Note: Row totals may vary due to rounding.

Source: School Districts' Annual Financial Statement To DOE Finance Section

TABLE 42
CURRENT EXPENSES BY CHARTER SCHOOL
SUPPORT SERVICES: OPERATIONS AND MAINTENANCE
2002-2003

| District | Salaries | Employee Benefits | Contracted Services | Supplies | Capital Outlay | Other | Total |
|------------------------------|----------------|-------------------|---------------------|----------------|----------------|----------|------------------|
| CHARTER SCHOOL | | | | | | | |
| Charter School of Wilmington | -250 | -66 | 96,522 | 158 | 0 | 0 | 96,363 |
| Positive Outcms | 0 | 0 | 105,369 | 4,657 | 0 | 0 | 110,026 |
| East Side | 12,514 | 3,378 | 92,330 | 25,053 | 5,520 | 0 | 138,795 |
| Campus Comm | 0 | 0 | 221,315 | 6,780 | 24,905 | 0 | 253,000 |
| Thomas Edison | 0 | 0 | 2,079,645 | 0 | 0 | 0 | 2,079,645 |
| Sussex Academy | 0 | 0 | 206,197 | 26,114 | 0 | 0 | 232,311 |
| Delaware Military Academy | 0 | 0 | 31,334 | 2,043 | 0 | 0 | 33,377 |
| Kuumba | 120 | 31 | 382,430 | 3,005 | 0 | 0 | 385,586 |
| Marion T. Academy | 58,086 | 17,248 | 345,967 | 13,936 | 46,681 | 0 | 481,917 |
| Providence Creek | 0 | 0 | 675,568 | 20,363 | 0 | 0 | 695,931 |
| MOT | 0 | 0 | 232,758 | 26,572 | 16,278 | 0 | 275,608 |
| Newark Charter | 46,001 | 11,787 | 303,578 | 18,881 | 0 | 0 | 380,246 |
| Academy of Dover | 0 | 0 | 3,189 | 722 | 0 | 0 | 3,910 |
| CHARTER SCHOOL TOTAL | 116,471 | 32,378 | 4,776,202 | 148,284 | 93,384 | 0 | 5,166,715 |

Note: Row totals may vary due to rounding.

Source: School Districts' Annual Financial Statement To DOE Finance Section

TABLE 43
CURRENT EXPENSES BY CHARTER SCHOOL
SUPPORT SERVICES: STUDENT TRANSPORTATION
2002-2003

| District | Salaries | Employee Benefits | Contracted Services | Supplies | Capital Outlay | Other | Total |
|------------------------------|---------------|----------------------|------------------------|----------|-------------------|----------|------------------|
| CHARTER SCHOOL | | | | | | | |
| Charter School of Wilmington | 0 | 0 | 712,095 | 0 | 0 | 0 | 712,095 |
| Positive Outcms | 0 | 0 | 0 | 0 | 0 | 0 | 0 |
| East Side | 0 | 0 | 70,571 | 0 | 0 | 0 | 70,571 |
| Campus Comm | 68,893 | 20,290 | 0 | 0 | 0 | 0 | 89,182 |
| Thomas Edison | 0 | 0 | 0 | 0 | 0 | 0 | 0 |
| Sussex Academy | 0 | 0 | 161,651 | 0 | 0 | 0 | 161,651 |
| Delaware Military Academy | 0 | 0 | 0 | 0 | 0 | 0 | 0 |
| Kuumba | 0 | 0 | 95,525 | 0 | 0 | 0 | 95,525 |
| Marion T. Academy | 0 | 0 | 354,974 | 0 | 0 | 0 | 354,974 |
| Providence Creek | 0 | 0 | 412,318 | 0 | 0 | 0 | 412,318 |
| MOT | 0 | 0 | 344,188 | 0 | 0 | 0 | 344,188 |
| Newark Charter | 0 | 0 | 369,004 | 0 | 0 | 0 | 369,004 |
| Academy of Dover | 0 | 0 | 0 | 0 | 0 | 0 | 0 |
| CHARTER SCHOOL TOTAL | 68,893 | 20,290 | 2,520,326 | 0 | 0 | 0 | 2,609,508 |

Note: Row totals may vary due to rounding.

Source: School Districts' Annual Financial Statement To DOE Finance Section

TABLE 44
CURRENT EXPENSES BY CHARTER SCHOOL
SUPPORT SERVICES: OTHER
2002-2003

| District | Salaries | Employee Benefits | Contracted Services | Supplies | Capital Outlay | Other | Total |
|------------------------------|----------------|-------------------|---------------------|---------------|----------------|----------------|------------------|
| CHARTER SCHOOL | | | | | | | |
| Charter School of Wilmington | 248,751 | 65,978 | 166,947 | 36,918 | 0 | 241 | 518,835 |
| Positive Outcms | 0 | 0 | 9,778 | 1,132 | 0 | 577 | 11,487 |
| East Side | 90,002 | 24,293 | 37,306 | 0 | 86 | 52,091 | 203,778 |
| Campus Comm | 47,042 | 13,855 | 49,931 | 160 | 0 | 40,206 | 151,194 |
| Thomas Edison | 0 | 0 | 267 | 0 | 0 | 0 | 267 |
| Sussex Academy | 0 | 0 | 50,596 | 0 | 0 | 0 | 50,596 |
| Delaware Military Academy | 6,154 | 1,722 | 16,900 | 4,267 | 0 | 14,340 | 43,382 |
| Kuumba | 77,988 | 20,019 | 16,100 | 2,364 | 0 | 5,581 | 122,051 |
| Marion T. Academy | 52,658 | 15,636 | 533,940 | 32,933 | 0 | 3,754 | 638,921 |
| Providence Creek | 40,755 | 11,082 | 164,690 | 0 | 0 | 25,480 | 242,007 |
| MOT | 0 | 0 | 99,548 | 140 | 0 | 7,162 | 106,851 |
| Newark Charter | 104,119 | 26,678 | 54,217 | 1,530 | 0 | 0 | 186,544 |
| Academy of Dover | 0 | 0 | 10,671 | 0 | 0 | 0 | 10,671 |
| CHARTER SCHOOL TOTAL | 667,469 | 179,263 | 1,210,891 | 79,444 | 86 | 149,432 | 2,286,584 |

Note: Row totals may vary due to rounding.

Source: School Districts' Annual Financial Statement To DOE Finance Section

TABLE 45
CURRENT EXPENSES BY CHARTER SCHOOL
FOOD SERVICES
2002-2003

| District | Capital Outlay | All Other Costs | Total |
|------------------------------|----------------|-----------------|----------------|
| CHARTER SCHOOL | | | |
| Charter School of Wilmington | 0 | 8,867 | 8,867 |
| Positive Outcms | 0 | 47 | 47 |
| East Side | 0 | 532 | 532 |
| Campus Comm | 0 | 0 | 0 |
| Thomas Edison | 0 | 0 | 0 |
| Sussex Academy | 0 | 0 | 0 |
| Delaware Military Academy | 0 | 0 | 0 |
| Kuumba | 0 | 15,651 | 15,651 |
| Marion T. Academy | 0 | 95,220 | 95,220 |
| Providence Creek | 0 | 33,171 | 33,171 |
| MOT | 0 | 2,052 | 2,052 |
| Newark Charter | 0 | 0 | 0 |
| Academy of Dover | 0 | 0 | 0 |
| CHARTER SCHOOL TOTAL | 0 | 155,540 | 155,540 |

Note: Row totals may vary due to rounding.

Source: School Districts' Annual Financial Statement To DOE Finance Section

TABLE 46
SUMMARY OF EXPENDITURES PER PUPIL BY CHARTER SCHOOL
2002-2003

| District | Current Expenses | | | | | | | Local Bonded Debt | | | |
|------------------------------|------------------|--------------|--------------|-------------------|--------------|--------------|--------------|-------------------|------------|----------|----------|
| | Enrollment | ADM | ADA | Total | Per Pupil | | | Total | Per Pupil | | |
| | | | | | Enrollment | ADM | ADA | | Enrollment | ADM | ADA |
| CHARTER SCHOOL | | | | | | | | | | | |
| Charter School of Wilmington | 935 | 932 | 891 | 5,673,389 | 6,068 | 6,086 | 6,367 | 0 | 0 | 0 | 0 |
| Positive Outcms | 78 | 77 | 70 | 983,242 | 12,606 | 12,695 | 14,046 | 0 | 0 | 0 | 0 |
| East Side | 112 | 111 | 90 | 1,211,525 | 10,817 | 10,868 | 13,461 | 0 | 0 | 0 | 0 |
| Campus Comm | 555 | 529 | 507 | 3,906,530 | 7,039 | 7,388 | 7,705 | 0 | 0 | 0 | 0 |
| Thomas Edison | 749 | 899 | 688 | 5,541,619 | 7,399 | 6,165 | 8,055 | 0 | 0 | 0 | 0 |
| Sussex Academy | 311 | 333 | 320 | 1,984,001 | 6,379 | 5,966 | 6,200 | 0 | 0 | 0 | 0 |
| Delaware Military Academy | 0 | 0 | 0 | 162,995 | - | - | - | 0 | - | - | - |
| Kuumba | 204 | 204 | 174 | 1,495,793 | 7,332 | 7,332 | 8,597 | 0 | 0 | 0 | 0 |
| Marion T. Academy | 588 | 523 | 507 | 3,995,998 | 6,796 | 7,641 | 7,882 | 0 | 0 | 0 | 0 |
| Providence Creek | 471 | 518 | 488 | 2,656,479 | 5,640 | 5,129 | 5,444 | 0 | 0 | 0 | 0 |
| MOT | 525 | 445 | 428 | 2,834,457 | 5,399 | 6,370 | 6,623 | 0 | 0 | 0 | 0 |
| Newark Charter | 541 | 347 | 336 | 3,106,998 | 5,743 | 8,963 | 9,247 | 0 | 0 | 0 | 0 |
| Academy of Dover | 0 | 0 | 0 | 42,500 | - | - | - | 0 | - | - | - |
| CHARTER SCHOOL TOTAL | 5,069 | 4,918 | 4,499 | 33,595,526 | 6,628 | 6,831 | 7,467 | 0 | 0 | 0 | 0 |

Note: Part-time students excluded from totals.

Source: Technology Management and Design

TABLE 47
COMMUNITY SERVICES AND
ADULT EDUCATION / NON-PUBLIC SCHOOL PROGRAMS BY CHARTER SCHOOL
2002-2003

| District | Community Services | | | Adult Education / Non-Public School Programs | | | | | |
|------------------------------|--------------------|-------------------|----------|--|--------------------|-------------------|----------|----------|----------|
| | All Other Costs | Capital Outlay | Total | Non-Public | Adult Education | Capital Outlay | Other | Total | |
| CHARTER SCHOOL | | | | | | | | | |
| Charter School of Wilmington | 0 | 0 | 0 | 0 | 0 | 0 | 0 | 0 | 0 |
| Positive Outcms | 0 | 0 | 0 | 0 | 0 | 0 | 0 | 0 | 0 |
| East Side | 0 | 0 | 0 | 0 | 0 | 0 | 0 | 0 | 0 |
| Campus Comm | 0 | 0 | 0 | 0 | 0 | 0 | 0 | 0 | 0 |
| Thomas Edison | 0 | 0 | 0 | 0 | 0 | 0 | 0 | 0 | 0 |
| Sussex Academy | 0 | 0 | 0 | 0 | 0 | 0 | 0 | 0 | 0 |
| Delaware Military Academy | 0 | 0 | 0 | 0 | 0 | 0 | 0 | 0 | 0 |
| Kuumba | 0 | 0 | 0 | 0 | 0 | 0 | 0 | 0 | 0 |
| Marion T. Academy | 0 | 0 | 0 | 0 | 0 | 0 | 0 | 0 | 0 |
| Providence Creek | 0 | 0 | 0 | 0 | 0 | 0 | 0 | 0 | 0 |
| MOT | 0 | 0 | 0 | 0 | 0 | 0 | 0 | 0 | 0 |
| Newark Charter | 0 | 0 | 0 | 0 | 0 | 0 | 0 | 0 | 0 |
| Academy of Dover | 0 | 0 | 0 | 0 | 0 | 0 | 0 | 0 | 0 |
| CHARTER SCHOOL TOTAL | 0 | 0 | 0 | 0 | 0 | 0 | 0 | 0 | 0 |

Note: Row totals may vary due to rounding.

Source: School Districts' Annual Financial Statement To DOE Finance Section

TABLE 48
 FACILITIES ACQUISITION / CONSTRUCTION SERVICES
 AND DEBT SERVICE BY CHARTER SCHOOL
 2002-2003

| District | Facilities Acquisition / Construction Services | | | | Debt Service | | |
|------------------------------|--|----------------------|-----------|-----------------------------------|----------------------|---------------------|-----------------------|
| | Other Costs | Buildings & Sites | Equipment | Total Facilities/ Construction | Principal Of Debt | Interest On Debt | Total Debt Service |
| CHARTER SCHOOL | | | | | | | |
| Charter School of Wilmington | 0 | 0 | 0 | 0 | 0 | 0 | 0 |
| Positive Outcms | 0 | 0 | 0 | 0 | 0 | 0 | 0 |
| East Side | 0 | 0 | 0 | 0 | 0 | 0 | 0 |
| Campus Comm | 215,266 | 2,251,053 | 0 | 2,466,319 | 0 | 0 | 0 |
| Thomas Edison | 0 | 0 | 0 | 0 | 0 | 0 | 0 |
| Sussex Academy | 690 | 0 | 0 | 690 | 0 | 0 | 0 |
| Delaware Military Academy | 725,822 | 7,851 | 0 | 733,673 | 0 | 0 | 0 |
| Kuumba | 0 | 0 | 0 | 0 | 0 | 0 | 0 |
| Marion T. Academy | 0 | 13,240 | 0 | 13,240 | 0 | 172,058 | 340,787 |
| Providence Creek | 48,810 | 0 | 0 | 48,810 | 0 | 0 | 0 |
| MOT | 0 | 266,164 | 0 | 266,164 | 0 | 0 | 0 |
| Newark Charter | 482,313 | 1,031,978 | 0 | 1,514,290 | 0 | 0 | 0 |
| Academy of Dover | 0 | 0 | 0 | 0 | 0 | 0 | 0 |
| CHARTER SCHOOL TOTAL | 1,472,901 | 3,570,286 | 0 | 5,043,186 | 168,729 | 172,058 | 340,787 |

Note: Row totals may vary due to rounding.

Source: School Districts' Annual Financial Statement To DOE Finance Section

TABLE 49
SCHOOL CONSTRUCTION FUNDS BY CHARTER SCHOOL
2002-2003

| District | Beginning Balance July 1, 2002 | Sale Of Bonds-Local | Sale Of Bonds-State | Other Local | Other State | Other Federal | Total Receipts | Total Funds Available | Total Expended | Ending Balance June 30, 2003 |
|------------------------------|--------------------------------------|------------------------|------------------------|----------------|----------------|------------------|-------------------|-----------------------------|-------------------|------------------------------------|
| CHARTER SCHOOL | | | | | | | | | | |
| Charter School of Wilmington | 0 | 0 | 0 | 0 | 0 | 0 | 0 | 0 | 0 | 0 |
| Positive Outcms | 0 | 0 | 0 | 0 | 0 | 0 | 0 | 0 | 0 | 0 |
| East Side | 0 | 0 | 0 | 0 | 0 | 0 | 0 | 0 | 0 | 0 |
| Campus Comm | 0 | 0 | 0 | 0 | 0 | 0 | 0 | 0 | 0 | 0 |
| Thomas Edison | 0 | 0 | 0 | 0 | 0 | 0 | 0 | 0 | 0 | 0 |
| Sussex Academy | 0 | 0 | 0 | 0 | 0 | 0 | 0 | 0 | 0 | 0 |
| Delaware Military Academy | 0 | 0 | 0 | 0 | 0 | 0 | 0 | 0 | 0 | 0 |
| Kuumba | 0 | 0 | 0 | 0 | 0 | 0 | 0 | 0 | 0 | 0 |
| Marion T. Academy | 0 | 0 | 0 | 0 | 0 | 0 | 0 | 0 | 0 | 0 |
| Providence Creek | 0 | 0 | 0 | 0 | 0 | 0 | 0 | 0 | 0 | 0 |
| MOT | 0 | 0 | 0 | 0 | 0 | 0 | 0 | 0 | 0 | 0 |
| Newark Charter | 0 | 0 | 0 | 0 | 0 | 0 | 0 | 0 | 0 | 0 |
| Academy of Dover | 0 | 0 | 0 | 0 | 0 | 0 | 0 | 0 | 0 | 0 |
| CHARTER SCHOOL TOTAL | 0 | 0 | 0 | 0 | 0 | 0 | 0 | 0 | 0 | 0 |

Note: Row totals may vary due to rounding.

Source: School Districts' Annual Financial Statement To DOE Finance Section