

Trees - Observation Assessment

Assessing Declarative Knowledge:





- This assessment measures students' ability to make accurate observations using their senses.
- This assessment is best administered in a whole group setting.
- This assessment can be used after Activity One, Part 2 on page 10.

Criterion for a Complete Response:

- Students will use sensory words to make accurate verbal observations of a tree. (examples; "I see green leaves." "I feel the rough bark.")

Materials Needed:

- A classroom tree.
- A large sheet of bulletin board paper placed on the wall within reach of the teacher and within sight of the students. This paper should be set up as follows...

Directions for Students:

Ask students the following questions to elicit the desired responses.

- "What can you tell me about this tree?"
- "Where does this observation go on the chart?" and/or
- "What sense (part of your body) did you use to make that observation?"

If no response or if responses are inadequate, prompt with...

- "Use your eyes, ears, nose, and hands to tell me what you observe." or
- "What do you see, hear, smell, and/or feel when you observe this tree?"

Notes:

- Scaffold this activity for students only as necessary.
- Record each student's response on senses chart.
- Record the students' name beside his/her response.
- This needs to be an ongoing assessment as reteaching is needed.